


Reflex CASTORS AND WHEELS


Fitting Options / accessories




REFLEX
equip

1 of 2

Code	Shape	Material	Adaptor Size	Tube Size I.D.	O.D.	Wall
S11	Round	Nylon	11mm 7/16"	10.9	12.7	0.9
S14	Round	Nylon	14mm 9/16"	13.6	16.0	1.2
S17	Round	Nylon	17mm 1 1/16"	16.6	19.0	1.2
S17SQ	Square	Nylon	17mm 1 1/16"	16.6	19.0 SQ	1.2
S19	Round	Nylon	19mm 3/4"	19.0	22.2	1.6
S23	Round	Nylon	23mm 7/8"	23.0	25.4	1.2
S23SQ	Square	Nylon	23mm 7/8"	22.0	25.4 SQ	1.6

Grip Neck Pintles		with Grip Neck Adaptors
 <p>M10 Retro-fit Grip Neck Pintle</p>		
Code	Size	
-GN	8mm OD x 39mm 5/16" OD x 1 9/16"	

Code	Size (thread x length)	with M10 Threaded Tube Ends
100.M10x30	M10 x 30mm M10 x 1 3/16"	 <p>Round M10 Threaded Tube Ends Square M10 Threaded Tube Ends Rectangular M10 Threaded Tube Ends Click here to view tube ends</p> <p>Use standard M10X40 bolt to attach castors to these tube ends.</p>
100.M10x40	M10 x 40mm M10 x 1 1/16"	
100.M10x50	M10 x 50mm M10x 2"	
100.3/8x19	3/8" x 19mm 3/8" x 3/4"	
100.3/8x30	3/8" x 30mm 3/8" x 1 3/16"	
100.3/8x40	3/8" x 40mm 3/8" x 1 1/16"	
100.3/8x50	3/8" x 50mm 3/8" x 2"	

with 3/8" Fittings		
Code	Part	Information
38WTEE		Drill a 12mm (1/2") hole through the base and fit this down from the top, and screw the castor up into it through a washer.
38WNUT		The base must be 3mm (1/8") thick, or washers of at least 25mm (1") OD used on both side to spread the load.
ENDPLUG25		Fits horizontal 1" x 1.6 square tube. Holds a 3/8" Whit nut in position 32mm (1 1/4") along a horizontal tube.

www.reflexequip.com.au

REFLEX

MELBOURNE
(03) 9763 9644
rowville@reflexequip.com.au

SYDNEY & ILLAWARRA
(02) 9725 3266
smithfield@reflexequip.com.au

CENTRAL COAST & NEWCASTLE
(02) 4324 3455
gosford@reflexequip.com.au