



new product

## Fixed Brake Position Twin Wheel Castors

### Fixed pedal position

- brake pedal does not swivel with castor, meaning it's always reachable when required

### Soft touch braking

- advanced braking mechanism design provides strong braking performance with soft touch actuation

### Easily cleanable

- designed to prevent dirt and grime build up

### Plastic wheels and body

- lightweight and durable materials allow for design flexibility and superior performance

### Colour

- available in two standard colourways
- moulded parts allow for easy colour customization

### Branding options available

- large surface area threadguards allow for high recognition branding
- pad printed logos and artwork

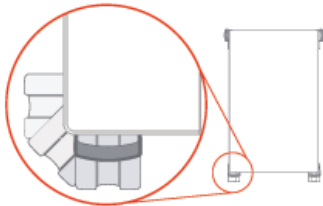
### Fixed brake pedal

### Fork Options

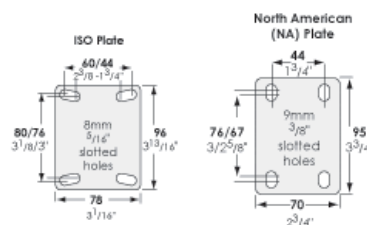
#### Choose your brake position for best access and use

Fixed pedal position means that the brake pedal stays in the same place and does not rotate with the castor.

This is great for trolleys and equipment because it means the brake pedal is always easy to access when needed. Patent pending 2007903047



#### Mount type



Fitted standard with ISO mount plate eg. FUN75G/FNP. For North American plate add N after the fork code. eg. FUN125G/FNPNCB

#### Pintle

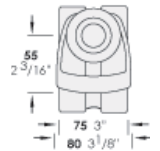


Fitted standard with 12mm pintle eg. FUN100G/FNH12 for 1/2" pintle change code - FUN100G/FNH.5

12mm pintles are compatible with our range of expanding adaptors and threaded tube ends

#### Fitting Options

#### Pintle



Fitted standard with 12mm pintle eg. FUN100G/FNHCB12 for 1/2" pintle change code - FUN100G/FNHCB.5

12mm pintles are compatible with our range of expanding adaptors and threaded tube ends

#### Fitting Options

Fork size	75 3	100 4	125 5	150 6	75 3	100 4	125 5	150 6	75 3	100 4	125 5	150 6	75 3	100 4	125 5	150 6
Mount Height	131 5 1/4	148 5 13/16	176 6 15/16	201 7 15/16	131 5 1/4	148 5 13/16	176 6 15/16	201 7 15/16	115 4 1/2	132 5 3/16	160 6 5/16	185 7 1/4	115 4 1/2	132 5 3/16	160 6 5/16	185 7 1/4
Swept Radius	62 2 3/8	85 3 3/8	103 4 1/16	126 4 15/16	62 2 3/8	85 3 3/8	103 4 1/16	126 4 15/16	62 2 3/8	85 3 3/8	103 4 1/16	126 4 15/16	62 2 3/8	85 3 3/8	103 4 1/16	126 4 15/16