




















# Reflex CASTORS AND WHEELS

90g 200lb

F / core

2 of 2



Fixed brake pedal			Fork Options					
Wheel Options	 Hub Width x Bore mm / inches	 Bearing Type	 Load Capacity kg / lb	 Fork type Wheel only	Plate Swivel  /FNP	Plate Complete Brake  /FNPCB	12mm Pintle Swivel  /FNH12	12mm Pintle Complete Brake  /FNHCB12
	plain	90kg 200lb	75 x 26 3 x 1"	FUN75G	FUN75G/FNP *	FUN75G/FNPCB *	FUN75G/FNH12 *	FUN75G/FNHCB12 *
	plain	90kg 200lb	100 x 26 4 x 1"	FUN100G	FUN100G/FNP *	FUN100G/FNPCB *	FUN100G/FNH12 *	FUN100G/FNHCB12 *
	plain	90kg 200lb	125 x 26 5 x 1"	FUN125G	FUN125G/FNP *	FUN125G/FNPCB *	FUN125G/FNH12 *	FUN125G/FNHCB12 *
	plain	90kg 200lb	150 x 26 6 x 1"	FUN150G	FUN150G/FNP *	FUN150G/FNPCB *	FUN150G/FNH12 *	FUN150G/FNHCB12 *
<b>Complete Brake</b>  Three pedal positions: UP = directional lock NEUTRAL = swivel DOWN = total brake Swing tag Instructions available on request				Tyre Colour Bluestone  White Birch (cream)  Pedal Colour Bluestone  BCM  Colour code		Dark Grey  Light Grey  Red  GRD 		
*... then add colourway code for example FUN75G/FNPB								

www.reflexequip.com.au



MELBOURNE  
(03) 9763 9644  
rowville@reflexequip.com.au

SYDNEY & ILLAWARRA  
(02) 9725 3266  
smithfield@reflexequip.com.au

CENTRAL COAST & NEWCASTLE  
(02) 4324 3455  
gosford@reflexequip.com.au