













# Reflex CASTORS AND WHEELS

75-500kg 165-1100lb

H / core

2 of 2

**REFLEX**  
**equip**

Wheel Options										
	Hub Width x Bore <b>mm / inches</b>	Bearing Type	Load Capacity <b>kg / lb</b>	Diameter x Width <b>mm / inches</b>	Tyre Material	Wheel Only	/H/P	/HZPTB	/HZPDL	/HZF
Wheel Options	<b>60x3/4"</b> 2 3/8 x 3/4	<b>Cone Ball</b>	<b>75kg</b> 165lb	<b>200x50</b> 8 x 2	GreyPneumatic 	<b>HRIB200</b>	<b>HRIB200/H/P</b>	not available	not available	<b>HRIB200/HZF</b>
	<b>60x3/4"</b> 2 3/8 x 3/4	<b>Cone Ball</b>	<b>120kg</b> 265lb	<b>220x54</b> 8 3/4 x 2 1/8		<b>HLGG250</b>	<b>HLGG250/H/P</b>			<b>HLGG250/HZF</b>
	<b>60x3/4"</b> 2 3/8 x 3/4	<b>Ball</b>	<b>180kg</b> 395lb	<b>265x83</b> 10 7/16 x 3 1/4		<b>HZGG350</b>	<b>HZGG350/H/P</b>			<b>HZGG350/HZF</b>
	<b>60x20</b> 2 3/8 x 20mm	<b>Cone Ball</b>	<b>120kg</b> 265lb	<b>220x54</b> 8 3/4 x 2 1/8	BlackPneumatic 	<b>HLUG250</b>	<b>HLUG250/H/P</b>	not available	not available	<b>HLUG250/HZF</b>
	<b>60x20</b> 2 3/8 x 20mm	<b>Ball</b>	<b>180kg</b> 395lb	<b>265x83</b> 10 7/16 x 3 1/4		<b>HDMD350</b>	<b>HDMD350/H/P</b>			<b>HDMD350/HZF</b>

[www.reflexequip.com.au](http://www.reflexequip.com.au)

**REFLEX**

MELBOURNE  
(03) 9763 9644  
rowville@reflexequip.com.au

SYDNEY & ILLAWARRA  
(02) 9725 3266  
smithfield@reflexequip.com.au

CENTRAL COAST & NEWCASTLE  
(02) 4324 3455  
gosford@reflexequip.com.au