



















Reflex CASTORS AND WHEELS

Pallet truck / specialised

REFLEX
equip

Pallet truck		Wheel Code	Wheel Specifications				
		 Tyre Material	 Capacity per each	 Diameter X Width mm / inch	 Hub Width X Bore mm / inch	 No Bearing	 Ball
		Bearing Type					
Pallet truck wheels - nylon • Optional bearings - 3/4", 20mm, 25mm		PLN175X48Q20	600KG 1320LB	175x48 7x1 ⁷ / ₈	48x20 1 ⁷ / ₈ x20mm		
		PLN175X48NB			48xn/a 1 ⁷ / ₈		
		PLN200X48Q20	700KG 1545LB	200x48 8x1 ⁷ / ₈	48x20 1 ⁷ / ₈ x20mm		
		PLN200X48NB			48xn/a 1 ⁷ / ₈		
Pallet truck wheels - PU • Optional bearings - 3/4", 20mm, 25mm		PLU200X48Q20	700KG 1545LB	200x48 8x1 ⁷ / ₈	48x20 1 ⁷ / ₈ x20mm		
		PLU200X48NB			48xn/a 1 ⁷ / ₈		
Pallet truck rollers Nylon • Optional bearings - 3/4", 20mm, 25mm		PLN82X83Q20	800KG 1765LB	82x83 3 ¹ / ₄ x3 ⁵ / ₁₆	83x20 3 ³ / ₁₆ x20mm		
		PLN82X83NB			83xn/a 3 ⁵ / ₁₆		
		PLN82X100Q20	800KG 1765LB	82x100 3 ¹ / ₄ x4	100x20 4x20mm		
		PLN82X100NB			100xn/a 4		

www.reflexequip.com.au

REFLEX

MELBOURNE
(03) 9763 9644
rowville@reflexequip.com.au

SYDNEY & ILLAWARRA
(02) 9725 3266
smithfield@reflexequip.com.au

CENTRAL COAST & NEWCASTLE
(02) 4324 3455
gosford@reflexequip.com.au