























Reflex CASTORS AND WHEELS

Scaffold / specialised



Scaffold	Castor Code		Wheel Specifications			
	Castors are supplied with a test certificate validating compliance to Australian Standards		Stem Size		kg/lb	Mount Height
<p>Features that ensure Fallshaw castors satisfy OHS Codes and Australian Standards:</p> <ul style="list-style-type: none"> • Castors are branded with makers name and Safe Working Load (SWL) • Supplied with a test certificate validating compliance to Australian Standards (important for risk management documentation) • The static collapse load exceeds 3 times the working load (certificate available) • Wheels 150mm (6") and 200mm (8") diameter to safely pass over obstacles without snagging and causing scaffold to tip • The stem of the castor is 150mm (6") long, with not more than 3mm (1/8") of clearance to tube • A means is provided for fixing castor to tube, so it will not fall out when lifted • An effective wheel/swivel brake is fitted to ensure maximum stability • Sockets are to suit 48.3mm OD tube, while spigots (solid stems) are to suit 27.5mm and 38.5mm ID tube • For wheel information see H_page 	<p>150mm PU HUR150/HZHTB with fitted scaffold pintle & SWL branding</p> 	<p>SC08</p> <p>51 2</p> 	 <p>Socket mounting to fit over tubes</p>	<p>360kg 795lb</p>	<p>188 7³/₈</p>	<p>165 6⁹/₁₆</p>
		<p>SC30</p> <p>38 1¹/₂</p> 	 <p>Stem mounting to fit into tubes</p>			
<p>200mm PU HUR200/HZHTB with fitted scaffold pintle & SWL branding</p> 	<p>200mm PU HUR200/HZHTB with fitted scaffold pintle & SWL branding</p> 	<p>SC13</p> <p>51 2</p> 	 <p>Socket mounting to fit over tubes</p>	<p>500kg 1100lb</p>	<p>238 9³/₈</p>	<p>175 6⁷/₈</p>
		<p>SC18</p>  <p>Standard ISO plate 130mx100m</p>				
		<p>SC11</p> <p>38 1¹/₂</p> 	 <p>Stem mounting to fit into tubes</p>			
		<p>SC15</p> <p>38 1¹/₂</p> 	 <p>Solid stem with fully welded cup</p>			
		<p>SC10</p> <p>27 1¹/₁₆</p> 	 <p>Stem mounting to fit into tubes</p>			
		<p>SC53</p> <p>27 1¹/₁₆</p> 	 <p>Stem mounting to fit into tubes</p>			
<p>200mm PUHUR200 Swing over scaffold</p> 	<p>200mm PUHUR200 Swing over scaffold</p> 	<p>SC59</p> <p>51 2</p> 	 <p>Socket mounting to fit over tubes</p>	<p>900kg 1985lb</p>	<p>250 9⁷/₈</p>	<p>185 7¹/₄</p>

Specials:

Many individually designed stems can be fitted to the basic Fallshaw Castor. Minimum quantity 200