














Reflex CASTORS AND WHEELS

Wheelchair & refrigerator / specialised

REFLEX
equip

Wheelchair		Bearing Type	Load Capacity kg / lb	Diameter x Tread Width mm / inches	Fork Options		Fork Specification				
					Fork Type  Wheel Only	Bolt Hole Swivel  /CPH	Total Weight kg/lb	Mount Height 	Swept Radius 		
Wheel Options <ul style="list-style-type: none"> • These wheels are moulded from a high impact nylon, spoked for lightweight and fitted with sealed precision ball bearings. • The tyres are micro-cellular polyurethane (MCP) which is a lightweight abrasion resistant material of high resilience. These wheels give the easiest running. • The forks are powder coated for long life and are shiny black colour with relief in the forks for lightness. • The head bearing is a sealed precision ball bearing for the longest maintenance free life, topped with a grey head seal. • Suitable for use with solid pintles. Fitting Options	 Micro cellular urethane	Ball	45kg 100lb	175x45 6 ⁷ / ₈ x1 ³ / ₄	CFQ175	CFQ175 /CPH	1.07kg 2.35lb	225 8 ⁷ / ₈	130 5 ¹ / ₈		
		Ball	45kg 100lb	200x45 8x1 ³ / ₄	CFQ200	CFQ200 /CPH	1.27kg 2.79lb	237 9 ⁵ / ₁₆	144 5 ¹¹ / ₁₆		
Refrigerator		Bearing Type	Load Capacity kg / lb	Diameter x Tread Width mm / inches	Fork Options						
					Fork Type  Wheel Only	Plate Swivel  /MBP	Plate Total Brake  /MBPTB	Plate Thumb Screw Brake  /MBPTS	Pintle Swivel  /MBW	Pintle Total Brake  /MBWTB	Pintle Thumb Screw Brake  /MBWTS
Wheel Options <ul style="list-style-type: none"> • Commercial refrigerated display units and vending machines should be regularly moved out from the wall so you can clean behind them. Increasingly, public health regulations require this. • A choice of plate mounted or screwed stem (3/4" BSW) allows ease of fitting to these cabinets. The back castors can be plain swivel whilst the front castors are swivel fitted with simple thumb screw brakes or pedal operated total brakes. • While developed for the refrigerated display units and vending machines market, these castors can be used elsewhere. • See Economy for plate and mount height. 	 Nylon	Plain	80kg 175lb	75x32 3x1 ¹ / ₄	MNN75	MNN75 /MBP	MNN75 /MBPTB	MNN75 /MBPTS	MNN75 /MBW	MNN75 /MBWTB	MNN75 /MBWTS
		Plain	80kg 175lb	100x32 4x1 ¹ / ₄	MNN100	MNN100 /MBP	MNN100 /MBPTB	MNN100 /MBPTS	MNN100 /MBW	MNN100 /BWTB	MNN100 /MBWTS

www.reflexequip.com.au

REFLEX

MELBOURNE
(03) 9763 9644
rowville@reflexequip.com.au

SYDNEY & ILLAWARRA
(02) 9725 3266
smithfield@reflexequip.com.au

CENTRAL COAST & NEWCASTLE
(02) 4324 3455
gosford@reflexequip.com.au