

6

FORKLIFT ATTACHMENTS

Jibs -----	76
Fork Telescopic -----	77
Container Ramp -----	77
Fork Spreader -----	77
Roll Prong -----	78
Forward Bin Tippers -----	78
Rotator -----	78
Extension Slippers -----	78
Miscellaneous -----	78



Jib Attachments For Forklifts

An extensive range of slip-on jibs available to suit all applications and forklifts. Lift capacities from 2000kg to 10,000kg and extensions out to 3.5 metres. Fixed & tilting jibs available in both painted and zinc plated.

Forklift Attachment - Jib - Fixed 4750kg

The type FJCS50 Fixed Jib (Short) is designed as an affordable general purpose Jib able to manoeuvre in confined spaces, with a 1.96 metre reach when fully extended. This slip-on Forklift attachment is held to the Forklift by a safety chain. The Jibs overall length when closed is 1.3 metres.

The type FJCL50 Fixed Jib (Long) is designed as an affordable general purpose Jib with a 3.5 metre reach when fully extended. This slip-on Forklift attachment is held to the Forklift by a safety chain. The Jibs overall length when closed is 2.1 metres.

- ✓ Fork Pocket Size: 185 x 75mm
- ✓ Fork Pocket Centres: 275mm
- ✓ Unit Weight: 130kg (short) 170kg (long)



EW FJCS50

EW FJCL50

Code		Safe Working Load (SWL) per position							
		1	2	3	4	5	6	7	8
EW FJCS50	EXT (mm)	780	1200	1580	1960	-	-	-	-
	SWL (kg)	4750	2400	1800	1500	-	-	-	-
EW FJCL50	EXT (mm)	935	1395	1855	2000	2380	2760	3140	3520
	SWL (kg)	4750	4275	3800	3300	2500	1300	760	480

Forklift Attachment - Jib - Tilting

The type TJCL25 Tilt Jib (Long) is the most versatile Forklift Jib attachment in our range, allowing extra height to 2.48 metres, with a 3.58 metre reach when fully extended. This slip-on attachment is held to the Forklift by a safety chain. The Jibs overall length when closed is 2.15 metres.

- ✓ Safe Working Load: 2500 kg Max.
- ✓ Fork Pocket Size: 185 x 65.
- ✓ Pocket Centres: 362 mm.
- ✓ Unit Weight: 180 kg

The type TJCL50 Tilt Jib (Long) allows extra height to 2.4 metres, with a 3.59 metre reach when fully extended. This slip-on attachment is held to the Forklift by a safety chain.

- ✓ Safe Working Load: 4750 kg Max
- ✓ Fork Pocket Size: 185 mm x 75 mm
- ✓ Fork Pocket Centres: 370 mm
- ✓ Unit Weight: 240kg



EW TJCL25

EW TJCL50

Code		Safe Working Load (SWL) per position							
		1	2	3	4	5	6	7	8
EW TJCL25	EXT (mm)	1005	1465	1925	2060	2440	2820	3200	3580
	SWL (kg)	2500	2500	1900	1650	1250	650	380	240
EW TJCL50	EXT (mm)	1000	1460	1920	2070	2450	2830	3210	3590
	SWL (kg)	4750	4275	3800	3300	2500	1300	760	480


Forklift Attachment - Jib - Fixed 2500kg

The type FJCS25 Short Fixed Jib is designed as an affordable general purpose jib able to manoeuvre in confined spaces, with a 1.96 metre reach when fully extended. The type FJCL25 Long Fixed Jib is designed with a 3.5 metre reach when fully extended. Simply slide onto the Fork Tynes and secure with safety chain.

The standard finish on these units is Zinc Plated

Supplied with Hook and Shackle.

- ✓ Safe Working Load: 2500kg Max
- ✓ Fork Pocket Size: 185 x 65mm
- ✓ Fork Pocket Centres: 275mm
- ✓ Overall Length when closed: 1.3 metres (short) 2.1 metres (long)
- ✓ Unit Weight: 100kg (short) 135kg (long)




EW FJCS25

EW FJCL25

Code		Safe Working Load (SWL) per position							
		1	2	3	4	5	6	7	8
EW FJCS25	EXT(mm)	790	1200	1580	1960	-	-	-	-
	SWL (kg)	2500	1200	900	750	-	-	-	-
EW FJCL25	EXT (mm)	950	1410	1870	2000	2380	2760	3140	3520
	SWL (kg)	2500	2500	1900	1650	1250	650	380	240

Forklift Attachment - Jib - Hook Point

The FSJ200 2 Hook Point Forklift Jib has been designed as a simple jib with 2 hook positions 500mm apart, with a W.L.L of 2000kg. Secured to the forklift by a safety chain it comes complete with a 2T safety swivel hook.



Middle Position

Elevated

Code	SWL	Fork Pocket Size	Fork Pocket Centre	Unit Weight
EW FSJ200	2000 kg	140 mm x 65 mm	250 mm	37 kg

Forklift Attachment - Jib - Telescopic - 3.5T

The FJA350 Telescopic Extension Fixed Jib is designed to provide optimum safety for the forklift operator and assistants during any 'lift by hook' application.

Removal of the locking pin allows the jib to be extended giving a choice of four different lifting positions.

- ✓ Working Load Limit: 3500 kg Max
- ✓ Fork Pocket Size: 185 mm x 65 mm
- ✓ Fork Pocket Centres: 300 mm
- ✓ Unit Weight: 115kg



Code		Working Load Limit(W.L.L) per position			
		1	2	3	4
EW FJA350	EXT(mm)	800	1390	1880	2365
	SWL (kg)	3500	850	500	350

Forklift Attachment - Jib - Telescopic - 4.7T

The FJA470 Telescopic Extension Fixed Jib is designed to provide optimum safety for the forklift operator and assistants during any 'lift by hook' application.

Removal of the locking pin allows the jib to be extended giving a choice of four different lifting positions. A safety swivel hook is fitted as standard.

- ✓ Working Load Limit: 4700 kg Max
- ✓ Fork Pocket Size: 185 mm x 65 mm
- ✓ Fork Pocket Centres: 350 mm
- ✓ Unit Weight: 140kg



Code		Working Load Limit(W.L.L) per position			
		1	2	3	4
EW FJA470	EXT(mm)	790	1390	1880	2365
	SWL (kg)	4700	1200	700	500

Forklift Attachment - Jib - Telescopic - 7.5T

The FJA750 Telescopic Extension Fixed Jib is designed to provide optimum safety for the forklift operator and assistants during any 'lift by hook' application.



- ✓ Working Load Limit: 7500 kg Max
- ✓ Fork Pocket Size: 230 mm x 110 mm
- ✓ Fork Pocket Centres: 875 mm
- ✓ Unit Weight: 390kg


Code		Working Load Limit(W.L.L) per position			
		1	2	3	4
EW FJA750	EXT(mm)	1275	1455	1920	2390
	SWL (kg)	7500	5000	2750	1250

Forklift Attachment - Container Ramp

The FCR65 Forklift Container Ramp is the economic solution for the safe loading and unloading of goods from a container.

Fitted with handy flip-up pockets to enable safe transport, and safety chains on either side to ensure a safe connection to the container while in use.

The standard finish is enamel painted Safety Yellow.



- ✓ 4mm Steel Checker Tread Plate. Chain included
- ✓ Safety chain eyelets (chains included)
- ✓ Forklift pockets for easy lifting

Code	W.L.L kg	Width mm	Length mm	Fork Pocket Size	Unit Weight
EW FCR65	6500	2000	1542	160 mm x 60mm	180kg

Forklift Attachment - Tarp Spreader

The type TS Tarp Spreader has been designed to safely cover high truck loads using your forklift. This slip-on attachment is easily fitted onto the fork tines and is secured by a safety chain. The prong is secured by a locking pin and can be easily removed to allow convenient storage.

The standard finish on the type TS Tarp Spreader is enamel painted over primed steel.



Code	SWL kg	Pocket Size mm	Pocket Centre mm	Weight kg
EW TS	200	185 x 65	745	150

Forklift Attachment - Fork Spreader


The FFS300L Fork Spreader is a 3m wide spreader with a load guard designed to safely lift extra wide or flexible loads without the risk of damage to products such as plasterboard, roof sheeting, timber, plastic tubing etc.



Code	W.L.L kg	Load Centre mm	Load Guard Height mm	Fork Pocket Size mm	Fork Pocket Centre mm	Unit Weight kg
EW FFS300L	3000	600	560	160 x 60	872	255

Forklift Attachment - Roll Prong

Slip on roll prongs are quick and easy to mount on any forklift, although they are better suited to larger capacity forklifts due to the extended load centre created by the fork tynes. Enamel paint finish. The Safe Working Load (SWL) of this unit varies depending on prong chosen. Please refer to the table below.




OTHER PRONG LENGTHS AVAILABLE ON REQUEST
Please note the Safe Working Load (SWL) shown has been calculated at the centre of the prong. If the product being lifted exceeds the length of the prong please contact Reflex Equip for a revised Safe Working Load.

Code	Fork Pocket Size mm	Fork Pocket Centre mm	Prong Diam mm	Prong Length mm	SWL / Load Centre kg@mm	Unit Weight kg
EW RPS2N401200	190 x 65	345	40	1200	200@600	91
EW RPS2N501800	190 x 65	345	50	1800	250@900	106
EW RPS2N602800	190 x 65	345	60	2800	340@1400	141
EW RPS2N702800	190 x 65	345	70	2800	510@1400	163
EW RPS2N802800	190 x 65	345	80	2800	850@1400	194
EW RPS3N1002800	180 x 80	360	100	2800	1700@1400	328

Forklift Attachment - Rotator

Our range of 360 Rotators increases forklift functionality by enabling the operator to rotate loads and empty bins, while retaining the ability to handle palletised and conventional loads. Tines not included.



Code	Capacity @ Load Centre kg@mm	Carriage Width mm	Min Truck Carriage mm	Max Fork Spacing mm
EW XZQ25E-B002	2500@500	1115	800	1030
EW XZQ30D-C001	3000@500	1100	800	955
EW XZQ45D-C001	4500@600	1200	1016	1130
EW XZQ60E-D001	6000@500	1200	1016	1021

Forklift Attachment - Fork Extension Slippers

Designed to be used when long objects or large pallets must be lifted & moved with a fork truck. It is required that extensions do not exceed length of forks on which they are installed by more than 50%. Specials made to order to suit most size fork lifts. Fit onto forks up to 50mm thick. Steel Retaining Strap prevents fork extensions from sliding off forks during use.



Specials made to order to suit most size fork lifts.

Code	Fork Length Extended mm	Fork Length Minimum mm	Fork Width Fit mm	Weight Pair kg	Class
TS TSFT5	1524	1016	127	49	2
TS TSFT6	1830	1220	152	63	3
TS 6XX15	2440	1630	127	73	2

Forklift Attachment - Forward Bin Tipper

The FBT-SH forward bin tipper is designed for the fast, efficient and safe emptying of bins as commonly used in the manufacturing, agriculture, and fresh produce industries. The easy to use design enables either forklift or tractors to simply drive in to the fork pockets then attach the quick connect hoses in seconds. The unit requires only one hydraulic function to operate and is ideally suited for the plastic mega bins commonly used in agriculture and food processing applications. The slip-on design provides great versatility by allowing quick removal and reattachment whenever you require your forklift to be used conventionally. Ideal for seasonal usage or where only a single forklift is available for multiple tasks.



Code	Capacity @ Load Centre	Max Bin Height mm	Fork Pocket Size mm	Fork Pocket Centre mm	Weight kg
EW FBT-SH	1000kg @880	850	155 x 55	540	290

Forklift Attachment - Pallet Hook

The PHD 2200 pallet hook is a versatile unit which features adjustable body height and fork tyne width positioning, which makes this unit ideal for the transport and construction industry.



Code	SWL kg	Load Centre mm	Unit Weight kg
EW PHD2200	2200	600	215

Forklift Attachment - Scraper Blade

The FBA120 Forklift Blade Attachment is designed for the easy removal of loose material from floors such as sand, gravel, grain or coal. To attach, the forklift operator simply drives the forklift into the pockets before attaching the safety chain. This easy-to-use design provides added simplicity and economy of handling. Fitted with a hardened wear edge to ensure long life.



Code	Blade mm	Pocket Size mm	Pocket Centre mm	Weight kg
EW FBA120	1200 x 455	185 x 65	730	130