

Industry knowledge ... with advice you can trust



REFLEX EQUIP

since 1972

Industry knowledge ... with advice you can trust



Australia Wide Shipping

1300 774 872

Trading Time: 8.00am - 5.00pm Monday to Friday AEST



Wetherill Park NSW (Head Office)

National Distribution Centre

54 Elizabeth St Wetherill Park NSW 2164

T: (02) 8706 8800

E: sydney@reflexequip.com.au

West Gosford NSW

Showroom & Distribution Centre

2 Carnarvon Road West Gosford NSW 2250

T: (02) 4324 3455

E: gosford@reflexequip.com.au

ONLINE ORDERS

www.reflexequip.com.au

EMAIL ORDERS

sales@reflexequip.com.au



Industry knowledge ... with advice you can trust

Reflex Equip, Australia's largest supplier of materials handling, lifting and storage equipment has been established for nearly 40 years. We design, manufacture and distribute a wide range of products across Australia and internationally through our branches and National Distribution Centre in NSW.

Our comprehensive range of trolleys, bins, pallet trucks, ladders and storage equipment is comprised of many items manufactured by Reflex Equip, complemented by the best products available from both Australian and overseas sources including such brands as Viscount, Safetech, Nally, Bailey, Rubbermaid, Stockmaster and Fallshaw.

So whether you're a government department looking for office storage, a safety officer thinking about height safety, a warehouse manager researching conveyors or perhaps a tradesman or "do-it-yourself" looking for some storage bins to tidy up your truck or shed, you can be sure that Reflex Equip has the solution.

1300 774 872

Disclaimer: Though Reflex Pty Ltd believes every reasonable effort has been made to ensure the accuracy of the information contained in this publication, it may include inaccuracies or typographical errors for which Reflex Pty Ltd does not assume and hereby disclaims any liability to any party for any loss, damage, or disruption caused by inaccuracies or typographical errors, whether such inaccuracies or typographical errors result from negligence, accident, or any other cause. All material in this publication is ©2020 Reflex Pty Ltd and may not be reproduced, stored or transmitted without permission.

Trolleys - Handtrucks - Dollies

Multi-Deck Trolley - Stainless Steel Trolley - Platform Trolleys - Order Picking Trolley - Stock Trolleys - Trolley Clipboards and Accessories - Cleaning and Laundry Trolley - Hotel Luggage Trolleys - Ladder Trolley - Big Bin Trolleys - Powered Trolley & Tugs - Shopping Trolley - Roll Cage Trolley - Hand Trucks - Flat Deck Dolly - Angle Frame Dollies - Skates

04

Wheels - Castors

Castors - Wheels - Pneumatic Tyres & Tubes - Castor Fittings - Accessories

33

Bins - Crates - Drums

Stacking - Stack & Nest Bins - Nesting - Security - Large Rectangular - Large Square - Square & Rectangular - Round - Plastic Crates Vented - MegaBin & Pallet Bins - Trays - Buckets - Drums & Jerry Cans - Storage Tanks

45

Handling & Lifting Equipment

Pallet Trucks - Pallet Jacks - Skid Lifters - Pallet Handling - Scissor Lift Trolleys - Mast Lift Trolleys - Load Restraints - Tie Downs-Corner Protectors

59

Drum Handling Equipment

Drum Handling Forklift Attachments - Drum Lifter & Depalletising - Drum Lifter Tipper - Drum Lifting Clamps - Drum Racks & Tilting - Drum Trolleys and Dollies

70

Forklift Attachments

Jibs - Drum Handling - Forward Bin Tipplers - Extension Slippers - Fork Spreader - Goods Cage - Roll Prong - Rotator - Container Ramp - Miscellaneous

75

Lifting Systems - Cranes - Hoists

Gantry/Jib Cranes - Hoisting Equipment - Lifting Attachments - Lifting Slings - Vacuum Lifting - Gobel Workstation - Altrac Crane System

79

Ladders - Step Stools - Work Cages - Height Safety

Order Picking Ladders - Platform Ladders - Step Thru - Bailey Modular Access System - Aluminium Platform Stepladders - Fibreglass Platform Stepladders - Multi-purpose Stepladder - Aluminium Stepladders - Mezzanine Ladders & Lifts - Platform Stepladder Safety Gates - Safety Step Stools - Work Cages & Platform - Height Safety Kits & Accessories

89

Storage - Shelving - Racking

Small Parts Storage - BOSCOTEK High Density Storage - Bin Racking - Storage and Transport Cases - Hospital Mobile Storage Units - Shelving Systems - Office Storage Systems - Pallet Racking Systems - Cantilever Racking - Raised Storage Areas

103

Work Benches - Work Tables

Steel Work Bench - Flush Deck Steel Work Tables - Inverted Deck Steel Work Tables

115

Floor Mats

Anti-Fatigue Mats and Safety Mats - Entrance Mats - Wet Area Safety Mats - Chair Mats - Rubber Access Ramps

118

Conveyor Systems

Rollmasta - Extendaflex 500 - Extendaflex 700 - Gravity/Powered - Longreach

121

Waste Management

Wheelie Bins - Lifters & Tipplers - Accessories - Tipplers & Compactors - Mobile Waste Bins - Pedal Bins - Swing Top Tidy Bins - Office & Recycling Bins

126

Hazardous Storage and Containment

Flammable Storage Cabinets - Corrosive Storage Cabinets - Gas Cylinder/Aerosol Lockers - Document Storage Box - Spill Prevention & Containment - Drum Dispensing & Racking - Spill Response Kits - Emergency Shower & Eyewash Equipment

132

Safety Equipment and Signs

A Frame Safety Signs - Triangular Cone - Barriers - Convex Mirrors - Traffic Cones

146

Food Service - Cleaning Equipment

Baby High Chairs - Food Grade Handling Equipment - Ingredient Bins - Cleaning Equipment

151

REFLEX EQUIP

since 1972

Industry knowledge ... with advice you can trust




5 YEAR WARRANTY COVERAGE

Covers Reflex Equip Manufactured Trolleys and Hand Trucks Against Defects in Materials or Workmanship for a Period of 5 Years from the Date of Purchase.

SOLUTIONS & KNOW HOW

At Reflex Equip we pride ourselves in our ability to DESIGN, ENGINEER and BUILD solutions for your materials handling, lifting and storage requirements. We have been successfully manufacturing trolleys and materials handling equipment since 1972 providing us with the experience and ability to meet your requirements.

If our standard range of trolleys, workbenches and mobile storage solutions is not an exact fit to your requirements we will design, engineer and fabricate a solution that meets your needs. Whether it is a wet area or sterile environment requiring a galvanised or stainless steel solution, a standard powder coated mild steel fabrication for dry areas, or an aluminium or welded and fabricated plastic solution; we utilise a wide range of materials and finishes as the situation determines.



Specialised requirements such as a dead man's brake for use on trolleys working on ramps or sloping walkways, locking doors for security requirements, slide out drawers, removable handles and fold-out shelves have all been incorporated into solutions for our customers. Other special requirements include static discharge cables along with conductive castors (anti-static) for use on trolleys in the electronics industry, fabricated plastic trolleys for international airlines, spring loaded rising bases for laundry application in different sizes and heavy duty 4000kg rated die trolleys for plastic moulding companies.

Qantas, major retailers Coles and Woolworths, the Intercontinental Hotel group, and industrialists BOC Gases and Downer EDI are just some of the companies we have designed custom solutions for.

Call us to arrange a site visit from one of our experienced representatives who will Design and Engineer a solution for your particular Materials Handling and Storage problem.

Handling, lifting or storage of materials can often be a daunting task. OH&S, Work cover issues, expense, efficiency and profitability are all key issues in determining "the right tool for the right job".

Do I need pallet racking or a raised storage area?

What sort of drum do I need for hazardous storage and what spill containment systems are available?

Do I need a lift table, a jib crane, an electric hoist or perhaps a forklift attachment?

When faced with questions like these it is reassuring to know that experienced Reflex Equip representatives are available to visit your site, examine the issues, discuss solutions and provide product selection advice.

Our Representatives regularly service the Sydney, Wollongong, Gosford and Newcastle areas and on a less frequent basis, many NSW regional areas.

To arrange a representative to visit your site simply email your details, or phone Reflex Equip in your area and we will arrange a representative to contact you.



It is reassuring to know that experienced Reflex representatives are available to visit your site to discuss your goods handling, lifting or storage requirements.

REFLEX EQUIP
SINCE 1972

1

TROLLEYS HANDTRUCKS DOLLIES

Multi-Deck Trolleys -----	5
Utility Multi-Deck Trolleys -----	8
Stainless Steel Trolleys -----	11
Hotel Luggage Trolleys -----	13
Order Picking Trolleys -----	14
Ladder Trolleys -----	17
Platform Trolleys -----	17
Cleaning & Laundry Trolleys -----	23
Big Bin Trolleys -----	24
Hand Trucks -----	26
Powered Trucks -----	29
Flat Deck Dollies -----	29
Linen Trolleys -----	31
Skates -----	32



Trolley - Reflex Light Model 'E' - 2 Deck

All purpose two deck trolley, ideal for offices, factories, warehouses, schools, universities and hospitals.

All-steel construction with orange or beige powdercoat finish. Clearance between shelves is 718mm and load capacity is up to 200kg total.

Equipped with four (all swivel) 125mm diameter Thermoplastic Elastomer (TPE) castors.



RE T5SL2EP L22



RE T5SL2EX L22

Code	Overall L x W x H mm	Deck L x W mm	Height Top Deck mm	Wheel Config*	Colour
RE T5SL1EP L22	584 x 510 x 1058	510 x 510	955	L22	Org
RE T5SL1EX L22	584 x 510 x 1058	510 x 510	955	L22	Beige
RE T5SL2EP L22	884 x 510 x 1058	810 x 510	955	L22	Org
RE T5SL2EX L22	884 x 510 x 1058	810 x 510	955	L22	Beige
RE T5SL3EP L22	1184 x 510 x 1058	1110 x 510	955	L22	Org
RE T5SL3EX L22	1184 x 510 x 1058	1110 x 510	955	L22	Beige
RE T5SL4EP L22	1184 x 610 x 1058	1110 x 610	955	L22	Org
RE T5SL4EX L22	1184 x 610 x 1058	1110 x 610	955	L22	Beige
RE T5SL5EP L22	1184 x 710 x 1058	1110 x 710	955	L22	Org
RE T5SL5EX L22	1184 x 710 x 1058	1110 x 710	955	L22	Beige
*Wheel Config	L22 : 4 wheels - 125mm Thermoplastic elastomer (TPE) all swivel				

Trolley - Reflex Light Model 'L' - 2 Deck

The Model 'L' is similar to our 'E' Model trolley but with a desk height shelf and flush one end for ease of load / unload. The clearance between shelves is 468mm.

It features all-steel construction with orange or beige powdercoat finish with a load capacity of up to 200kg in total. Equipped with four (all swivel) 125mm diameter Thermoplastic Elastomer (TPE) castors.



RE T5FL2LP L22



RE T5FL2LX L22

Code	Overall L x W x H mm	Deck L x W mm	Height Top Deck mm	Wheel Config*	Colour
RE T5FL1LP L22	584 x 510 x 1058	510 x 510	705	L22	Org
RE T5FL1LX L22	584 x 510 x 1058	510 x 510	705	L22	Beige
RE T5FL2LP L22	884 x 510 x 1058	810 x 510	705	L22	Org
RE T5FL2LX L22	884 x 510 x 1058	810 x 510	705	L22	Beige
RE T5FL3LP L22	1184 x 510 x 1058	1110 x 510	705	L22	Org
RE T5FL3LX L22	1184 x 510 x 1058	1110 x 510	705	L22	Beige
RE T5FL4LP L22	1184 x 610 x 1058	1110 x 610	705	L22	Org
RE T5FL4LX L22	1184 x 610 x 1058	1110 x 610	705	L22	Beige
RE T5FL5LP L22	1184 x 710 x 1058	1110 x 710	705	L22	Org
RE T5FL5LX L22	1184 x 710 x 1058	1110 x 710	705	L22	Beige
*Wheel Config	L22 : 4 wheels - 125mm Thermoplastic elastomer (TPE) all swivel				

Trolley - Reflex Medium Model 'E' - 2 Deck

The same as the Light Model 'E' with a reinforced base to accommodate a heavier wheel selection.

Equipped with four (2 fixed, 2 swivel) 150mm rubber wheeled castors.



RE T5SM4EP M64

REFLEX EQUIP
Industry knowledge... with advice you can trust



Code	Overall L x W x H mm	Deck L x W mm	Height Top Deck mm	*Wheel Config	Colour
RE T5SM2EP M64	884 x 510 x 1092	810 x 510	989	M64	Org
RE T5SM2EX M64	884 x 510 x 1092	810 x 510	989	M64	Beige
RE T5SM3EP M64	1184 x 510 x 1092	1110 x 510	989	M64	Org
RE T5SM3EX M64	1184 x 510 x 1092	1110 x 510	989	M64	Beige
RE T5SM4EP M64	1184 x 610 x 1092	1110 x 610	989	M64	Org
RE T5SM4EX M64	1184 x 610 x 1092	1110 x 610	989	M64	Beige
RE T5SM5EP M64	1184 x 710 x 1092	1110 x 710	989	M64	Org
RE T5SM5EX M64	1184 x 710 x 1092	1110 x 710	989	M64	Beige
*Wheel Config	M64 : 4 wheels - 150mm Rubber 2 fixed 2 swivel - Medium Duty				

Trolley - Reflex Medium Model 'L' - 2 Deck

The same as the Light Model 'L' with a reinforced base to accommodate a heavier wheel selection

Equipped with four (2 fixed, 2 swivel) 150mm rubber wheeled castors.



RE T5FM4LP M64

Code	Overall L x W x H mm	Deck L x W mm	Height Top Deck mm	*Wheel Config	Colour
RE T5FM2LP M64	884 x 510 x 1092	810 x 510	739	M64	Org
RE T5FM2LX M64	884 x 510 x 1092	810 x 510	739	M64	Beige
RE T5FM3LP M64	1184 x 510 x 1092	1110 x 510	739	M64	Org
RE T5FM3LX M64	1184 x 510 x 1092	1110 x 510	739	M64	Beige
RE T5FM4LP M64	1184 x 610 x 1092	1110 x 610	739	M64	Org
RE T5FM4LX M64	1184 x 610 x 1092	1110 x 610	739	M64	Beige
RE T5FM5LP M64	1184 x 710 x 1092	1110 x 710	739	M64	Org
RE T5FM5LX M64	1184 x 710 x 1092	1110 x 710	739	M64	Beige
*Wheel Config	M64 : 4 wheels - 150mm Rubber 2 fixed 2 swivel - Medium Duty				

Trolley - Reflex Light Model 'F' - 3 Deck

All purpose three deck trolley, ideal for offices, factories, warehouses, schools, universities and hospitals.

All-steel construction with orange or beige powdercoat finish. Clearance between shelves is 368mm (bottom to middle) and 312mm (middle to top). Load capacity is up to 200kg in total.

Equipped with four (all swivel) 125mm diameter Thermoplastic Elastomer (TPE) castors.



RE T5SL2FX L22



RE T5SL2FP L22

Code	Overall L x W x H mm	Deck L x W mm	Height Top Deck mm	Wheel Config*	Colour
RE T5SL1FP L22	584 x 510 x 1058	510 x 510	955	L22	Org
RE T5SL1FX L22	584 x 510 x 1058	510 x 510	955	L22	Beige
RE T5SL2FP L22	884 x 510 x 1058	810 x 510	955	L22	Org
RE T5SL2FX L22	884 x 510 x 1058	810 x 510	955	L22	Beige
RE T5SL3FP L22	1184 x 510 x 1058	1110 x 510	955	L22	Org
RE T5SL3FX L22	1184 x 510 x 1058	1110 x 510	955	L22	Beige
RE T5SL4FP L22	1184 x 610 x 1058	1110 x 610	955	L22	Org
RE T5SL4FX L22	1184 x 610 x 1058	1110 x 610	955	L22	Beige
RE T5SL5FP L22	1184 x 710 x 1058	1110 x 710	955	L22	Org
RE T5SL5FX L22	1184 x 710 x 1058	1110 x 710	955	L22	Beige
*Wheel Config	L22 : 4 wheels - 125mm Thermoplastic elastomer (TPE) all swivel				

Trolley - Reflex Light Model 'M' - 3 Deck

With maximum load capacity of up to 200kg this versatile three deck trolley is ideal for offices, libraries, warehouses, schools, retail outlets and healthcare facilities.

Clearance between shelves is 565mm (bottom to middle) and 562mm (middle to top). Shelves and frame are of all-steel construction with an orange or beige powdercoat finish.

Mounted on four (all swivel) 125mm diameter Thermoplastic Elastomer (TPE) castors.

REFLEX EQUIP
Industry knowledge... with advice you can trust



RE T5 L2MP L22

Code	Overall L x W x H mm	Deck L x W mm	Height Top Deck mm	Wheel Config*	Colour
RE T5 L2MP L22	884 x 510 x 1495	810 x 510	1402	L22	Org
RE T5 L2MX L22	884 x 510 x 1495	810 x 510	1402	L22	Beige
RE T5 L3MP L22	1184 x 510 x 1495	1110 x 510	1402	L22	Org
RE T5 L3MX L22	1184 x 510 x 1495	1110 x 510	1402	L22	Beige
RE T5 L4MP L22	1184 x 610 x 1495	1110 x 610	1402	L22	Org
RE T5 L4MX L22	1184 x 610 x 1495	1110 x 610	1402	L22	Beige
RE T5 L5MP L22	1184 x 710 x 1495	1110 x 710	1402	L22	Org
RE T5 L5MX L22	1184 x 710 x 1495	1110 x 710	1402	L22	Beige
*Wheel Config	L22 : 4 wheels - 125mm Thermoplastic elastomer (TPE) all swivel				

Trolley - Reflex Medium Model 'F' - 3 Deck

The same as the Light Model 'F' with a reinforced base to accommodate a heavier wheel selection. Equipped with four (two fixed, 2 swivel) 150mm rubber wheeled castors.



RE T5SM4FP M64

Code	Overall L x W x H mm	Deck L x W mm	Height Top Deck mm	*Wheel Config	Colour
RE T5SM2FP M64	884 x 510 x 1092	810 x 510	989	M64	Org
RE T5SM2FX M64	884 x 510 x 1092	810 x 510	989	M64	Beige
RE T5SM3FP M64	1184 x 510 x 1092	1110 x 510	989	M64	Org
RE T5SM3FX M64	1184 x 510 x 1092	1110 x 510	989	M64	Beige
RE T5SM4FP M64	1184 x 610 x 1092	1110 x 610	989	M64	Org
RE T5SM4FX M64	1184 x 610 x 1092	1110 x 610	989	M64	Beige
RE T5SM5FP M64	1184 x 710 x 1092	1110 x 710	989	M64	Org
RE T5SM5FX M64	1184 x 710 x 1092	1110 x 710	989	M64	Beige
*Wheel Config	M64 : 4 wheels - 150mm Rubber 2 fixed 2 swivel - Medium Duty				

Trolley - Reflex Medium Model 'M' - 3 Deck

The same as the Light Model 'M' with a reinforced base to accommodate a heavier wheel selection. Equipped with four (two fixed, 2 swivel) 150mm rubber wheeled castors.



RE T5 M4MPFM64

Code	Overall L x W x H mm	Deck L x W mm	Height Top Deck mm	*Wheel Config	Colour
RE T5 M2MP M64	884 x 510 x 1529	810 x 510	1436	M64	Org
RE T5 M2MX M64	884 x 510 x 1529	810 x 510	1436	M64	Beige
RE T5 M3MP M64	1184 x 510 x 1529	1110 x 510	1436	M64	Org
RE T5 M3MX M64	1184 x 510 x 1529	1110 x 510	1436	M64	Beige
RE T5 M4MPFM64	1184 x 610 x 1529	1110 x 610	1436	M64	Org
RE T5 M4MXFM64	1184 x 610 x 1529	1110 x 610	1436	M64	Beige
RE T5 M5MPFM64	1184 x 710 x 1529	1110 x 710	1436	M64	Org
RE T5 M5MXFM64	1184 x 710 x 1529	1110 x 710	1436	M64	Beige
*Wheel Config	M64 : 4 wheels - 150mm Rubber 2 fixed 2 swivel - Medium Duty				

Trolley - Reflex Light Model 'G' - 4 Deck

All purpose four deck trolley, ideal for offices, factories, warehouses, schools, universities and hospitals.

All-steel construction with orange or beige powdercoat finish. Load capacity is up to 200kg total.

Distance between shelves (bottom to top) is 368mm - 362mm - 362mm respectively.

Equipped with four (all swivel) 125mm diameter Thermoplastic Elastomer (TPE) castors.



RE T5 L2HX L22



RE T5 L2GP L22

Code	Overall L x W x H mm	Deck L x W mm	Height Top Deck mm	Wheel Config*	Colour
RE T5 L2GP L22	884 x 510 x 1495	810 x 510	1405	L22	Org
RE T5 L2GX L22	884 x 510 x 1495	810 x 510	1405	L22	Beige
RE T5 L3GP L22	1184 x 510 x 1495	1110 x 510	1405	L22	Org
RE T5 L3GX L22	1184 x 510 x 1495	1110 x 510	1405	L22	Beige
RE T5 L4GP L22	1184 x 610 x 1495	1110 x 610	1405	L22	Org
RE T5 L4GX L22	1184 x 610 x 1495	1110 x 610	1405	L22	Beige
RE T5 L5GP L22	1184 x 710 x 1495	1110 x 710	1405	L22	Org
RE T5 L5GX L22	1184 x 710 x 1495	1110 x 710	1405	L22	Beige
*Wheel Config	L22 : 4 wheels - 125mm Thermoplastic elastomer (TPE) all swivel				

Trolley - Reflex Light Model 'H' - 5 Deck

With maximum load capacity of up to 200kg this versatile five deck trolley is often used in libraries, offices, schools, retail outlets and healthcare facilities.

Shelves and frame are of all-steel construction with an orange or beige powdercoat finish as standard.

Distance between shelves (bottom to top) is 265mm - 262mm - 262mm - 262mm respectively.

Equipped with four (all swivel) 125mm diameter Thermoplastic Elastomer (TPE) castors.



RE T5 L2HX L22



RE T5 L2HP L22

Code	Overall L x W x H mm	Deck L x W mm	Height Top Deck mm	Wheel Config*	Colour
RE T5 L2HP L22	884 x 510 x 1495	810 x 510	1402	L22	Org
RE T5 L2HX L22	884 x 510 x 1495	810 x 510	1402	L22	Beige
RE T5 L3HP L22	1184 x 510 x 1495	1110 x 510	1402	L22	Org
RE T5 L3HX L22	1184 x 510 x 1495	1110 x 510	1402	L22	Beige
RE T5 L4HP L22	1184 x 610 x 1495	1110 x 610	1402	L22	Org
RE T5 L4HX L22	1184 x 610 x 1495	1110 x 610	1402	L22	Beige
RE T5 L5HP L22	1184 x 710 x 1495	1110 x 710	1402	L22	Org
RE T5 L5HX L22	1184 x 710 x 1495	1110 x 710	1402	L22	Beige
*Wheel Config	L22 : 4 wheels - 125mm Thermoplastic elastomer (TPE) all swivel				

Trolley - Reflex Medium Model 'G' - 4 Deck

The same as the Light Model 'G' with a reinforced base to accommodate a heavier wheel selection. Equipped with four (two fixed, 2 swivel) 150mm rubber wheeled castors.



RE T5 M4GPFM64

REFLEX EQUIP
Industry knowledge ... with advice you can trust



Code	Overall L x W x H mm	Deck L x W mm	Height Top Deck mm	Wheel Config*	Colour
RE T5 M2GPFM64	884 x 510 x 1529	810 x 510	1439	M64	Org
RE T5 M2GXFM64	884 x 510 x 1529	810 x 510	1439	M64	Beige
RE T5 M3GPFM64	1184 x 510 x 1529	1110 x 510	1439	M64	Org
RE T5 M3GXFM64	1184 x 510 x 1529	1110 x 510	1439	M64	Beige
RE T5 M4GPFM64	1184 x 610 x 1529	1110 x 610	1439	M64	Org
RE T5 M4GXFM64	1184 x 610 x 1529	1110 x 610	1439	M64	Beige
RE T5 M5GPFM64	1184 x 710 x 1529	1110 x 710	1439	M64	Org
RE T5 M5GXFM64	1184 x 710 x 1529	1110 x 710	1439	M64	Beige
*Wheel Config	M64 : 4 wheels - 150mm Rubber 2 fixed 2 swivel - Medium Duty				

Trolley - Reflex Medium Model 'H' - 5 Deck

The same as the Light Model 'H' with a reinforced base to accommodate a heavier wheel selection. Equipped with four (two fixed, 2 swivel) 150mm rubber wheeled castors.



RE T5 M4HPFM64

Reflex Trolley Options

- ✓ Shelves can be inverted to give tray effect
- ✓ Galvanised or stainless steel finish
- ✓ Non-slip, rubber deck mats available
- ✓ Corner Buffers & Brakes

Code	Overall L x W x H mm	Deck L x W mm	Height Top Deck mm	Wheel Config*	Colour
RE T5 M2HPFM64	884 x 510 x 1529	810 x 510	1436	M64	Org
RE T5 M2HXFM64	884 x 510 x 1529	810 x 510	1436	M64	Beige
RE T5 M3HPFM64	1184 x 510 x 1529	1110 x 510	1436	M64	Org
RE T5 M3HXFM64	1184 x 510 x 1529	1110 x 510	1436	M64	Beige
RE T5 M4HPFM64	1184 x 610 x 1529	1110 x 610	1436	M64	Org
RE T5 M4HXFM64	1184 x 610 x 1529	1110 x 610	1436	M64	Beige
RE T5 M5HPFM64	1184 x 710 x 1529	1110 x 710	1436	M64	Org
RE T5 M5HXFM64	1184 x 710 x 1529	1110 x 710	1436	M64	Beige
*Wheel Config	M64 : 4 wheels - 150mm Rubber 2 fixed 2 swivel - Medium Duty				

Trolley - Reflex Compact

As the name suggests, this trolley suits those tight office or factory situations. Powdercoat beige colour.



Fully welded construction
Powdercoat Beige (standard)
125mm dia. swivel castors
for ease of movement &
manoeuvrability

2 Deck + Handle
RE TC 2HX L21

Code	Decks	Top Deck W x H mm	Lower Decks L x W mm	Height to Top Deck mm	*Wheel Config
RE TC 2HX L21	2	750 x 440	605 x 398	820	L21
*Wheel Config L21: 4 wheels - 125mm Thermoplastic elastomer (TPE) all swivel					

Trolley - Utility 3 Deck - Open Sided

Durable and attractive cart suitable for front and back of house applications. Large shelves hold various equipment and supplies up to 45.4 kg per shelf. Aluminium uprights for durability and appearance.



TS HS808A

Code	Decks	Overall L x W x H mm	Max Load kg	Castors
TS HS808A	3	850 x 480 x 1000	250	100mm
TS HS808LA	3	1100 x 520 x 1020	250	100mm

Trolley - Utility 3 Deck - Lockable Doors

All plastic construction, durable and easy to clean versatile cart features lockable doors and sliding drawer.

Sliding drawer stores small items and accessories while the back and side panels and lockable doors not only conceal contents but add extra security.



3 Deck
TS HS828D

Code	Decks	Overall L x W x H mm	Max Load kg	Castors
TS HS828D	3 + Doors	850 x 480 x 1000	250	100mm

Trolley - Hi5 2 Shelf Utility Cart

Double Handles. Plastic Moulded Shelves. Non-Marking Swivel Castors. Aluminium Uprights. Non-Skid Textured Surface.



2 Deck
TR 4010BK

Code	Overall L x W x H mm	Max Load kg	Castors
TR 4010BK	854 x 473 x 960	60	100mm

Trolley - Utility 3 Deck - Enclosed 3 Sides

Ideal for office, hospitality or healthcare applications this three deck cart with three sides enclosed is stylish and functional. Available in Off White or Black colour.



TS HS808LC

Code	Decks	Overall L x W x H mm	Max Load kg	Castors
TS HS808C	3	850 x 480 x 1000	250	100mm
TS HS808LC	3	1100 x 520 x 1020	250	100mm

Trolley - Hi5 2 Shelf Utility Cart

Double Handles. Plastic Moulded Shelves. Non-Marking Swivel Castors. Aluminium Uprights. Non-Skid Textured Surface.



2 Deck
TR 4020BK

Code	Overall L x W x H mm	Max Load kg	Castors
TR 4020BK	1032 x 508 x 960	135	100mm

Trolley - Hi5 3 Shelf Utility Cart

Double Handles. Plastic Moulded Shelves. Non-Marking Swivel Castors. Aluminium Uprights. Non-Skid Textured Surface.



3 Deck
TR 4011BK

Code	Overall L x W x H mm	Max Load kg	Castors
TR 4011BK	854 x 473 x 960	90	100mm

Trolley - Hi5 3 Shelf Utility Cart with 3 Panels

Double Handles. Plastic Moulded Shelves. Non-Marking Swivel Castors. Aluminium Uprights. Non-Skid Textured Surface.



3 Deck
TR 4023BK

Code	Overall L x W x H mm	Max Load kg	Castors
TR 4023BK	1032 x 508 x 960	135	100mm

Trolley - Hi5 3 Shelf Utility Cart

Double Handles. Plastic Moulded Shelves. Non-Marking Swivel Castors. Aluminium Uprights. Non-Skid Textured Surface.



3 Deck
TR 4021BK

Code	Overall L x W x H mm	Max Load kg	Castors
TR 4021BK	1032 x 508 x 960	135	100mm

Trolley - Hi5 4 Shelf Utility Cart

Double Handles. Plastic Moulded Shelves. Non-Marking Swivel Castors. Aluminium Uprights. Non-Skid Textured Surface.



4 Deck
TR 4026BK

Code	Overall L x W x H mm	Max Load kg	Castors
TR 4026BK	1032 x 508 x 1295	135	100mm

Trolley - Bitbar 2 Shelf Utility Cart

Innovative design for easily transporting any items. V-Notch for secure attachment of tubular items. User Friendly Handles. Sturdy Structural Foam Construction won't rust, dent, chip or peel.



2 Shelf
TR 4041BK

Code	Overall L x W x H mm	Max Load kg	Castors
TR 4041BK	1150 x 641 x 987	230	120mm

Trolley - Bitbar 2 Shelf Utility Cart

Innovative design for easily transporting any items. V-Notch for secure attachment of tubular items. User Friendly Handles. Sturdy Structural Foam Construction won't rust, dent, chip or peel.



2 Shelf
TR 4044BK

Code	Overall L x W x H mm	Max Load kg	Castors
TR 4044BK	978 x 435 x 987	230	120mm

Trolley - Bitbar 3 Shelf Utility Cart

Innovative design for easily transporting any items. V-Notch for secure attachment of tubular items. User Friendly Handles. Sturdy Structural Foam Construction won't rust, dent, chip or peel.



3 Shelf
TR 4046BK

Code	Overall L x W x H mm	Max Load kg	Castors
TR 4046BK	978 x 435 x 987	230	120mm

Trolley - Bitbar 3 Shelf Utility Cart

Innovative design for easily transporting any items. V-Notch for secure attachment of tubular items. User Friendly Handles. Sturdy Structural Foam Construction won't rust, dent, chip or peel.



3 Deck
TR 4043BK

Code	Overall L x W x H mm	Max Load kg	Castors
TR 4043BK	1150 x 641 x 987	230	120mm

Trolley - Bitbar 2 Flat Shelf Utility Cart

Innovative design for easily transporting any items. User Friendly Handles. Sturdy Structural Foam Construction won't rust, dent, chip or peel.



2 Deck
TR 4045BK

Code	Overall L x W x H mm	Max Load kg	Castors
TR 4045BK	978 x 435 x 968	230	125mm

Trolley - Bitbar 3 Flat Shelf Utility Cart

Innovative design for easily transporting any items. User Friendly Handles. Sturdy Structural Foam Construction won't rust, dent, chip or peel.



3 Deck
TR 4047BK

Code	Overall L x W x H mm	Max Load kg	Castors
TR 4047BK	978 x 435 x 968	230	125mm

Trolley - Stainless Steel - Dressing - 1 Drawer

This 1 drawer Dressing Trolley features 304 grade stainless steel construction with a satin finish.

Fitted with ball bearing fork castors with Grey rubber wheels.



Code	Drawers	Width mm	Depth mm	Height mm	Castors mm
AC 229751	1	490	490	970	100
AC 229761	1	600	490	970	100
AC 229771	1	750	490	970	100
AC 229781	1	900	490	970	125

Trolley - Stainless Steel - Dressing - 2 Drawer

This 2 drawer Dressing Trolley features 304 grade stainless steel construction with a satin finish.

Fitted with ball bearing fork castors with Grey rubber wheels.



Code	Drawers	Width mm	Depth mm	Height mm	Castors mm
AC 229851	2	490	490	970	100
AC 229861	2	600	490	970	100
AC 229871	2	750	490	970	100
AC 229881	2	900	490	970	125

Trolley - Stainless Steel - Dressing - 3 Drawer

This 3 drawer Dressing Trolley features 304 grade stainless steel construction with a satin finish.

Fitted with ball bearing fork castors with Grey rubber wheels.



Code	Drawers	Width mm	Depth mm	Height mm	Castors mm
AC 229951	3	490	490	970	100
AC 229961	3	600	490	970	125
AC 229971	3	750	490	970	125
AC 229981	3	900	490	970	125

Trolley - Stainless Steel - Instrument

This 2 shelf Instrument Trolley features 304 grade stainless steel construction with a satin finish.

Fitted with ball bearing fork castors with Grey rubber wheels.



Code	Shelf	Width mm	Depth mm	Height mm	Castors mm
AC 229551	2	490	490	900	100
AC 229561	2	600	490	900	100
AC 229571	2	750	490	900	100
AC 229581	2	900	490	900	125

Trolley - Stainless Steel - Instrument

This 2 shelf Instrument Trolley features 304 grade stainless steel construction with a satin finish.

Fitted with 125mm ball bearing fork castors with Grey rubber wheels.



Code	Shelf	Width mm	Depth mm	Height mm	Castors mm
AC 229601	2	1000	490	900	125
AC 229611	2	1200	490	900	125
AC 229621	2	1000	600	900	125
AC 229631	2	1200	600	900	125

Trolley - Stainless Steel - Instrument - Rails

This 2 shelf Instrument Trolley with rails features 304 grade stainless steel construction with a satin finish.

Fitted with ball bearing fork castors with Grey rubber wheels.



Code	Shelf	Width mm	Depth mm	Height mm	Castors mm
AC 229651	2	490	490	970	100
AC 229661	2	600	490	970	100
AC 229671	2	750	490	970	100
AC 229681	2	900	490	970	125

Trolley - Stainless Steel - Instrument - Rails

This 2 shelf Instrument Trolley with rails features 304 grade stainless steel construction with a satin finish.

Fitted with 125mm ball bearing fork castors with Grey rubber wheels.



Code	Shelf	Width mm	Depth mm	Height mm	Castors mm
AC 229691	2	1000	490	970	125
AC 229721	2	1200	490	970	125
AC 229701	2	1000	600	970	125
AC 229711	2	1200	600	970	125

Trolley - Stainless Steel - Instrument - 2 Drawer

This 2 Half Drawer Instrument Trolley with rails features stainless steel construction with a powder coated finish.

Fitted with 125mm ball bearing fork castors with Grey rubber wheels.



Code	Drawer	Width mm	Depth mm	Height mm	Castors mm
AC 222101	2 - Half	900	490	940	125

Trolley - Stainless Steel - Resuscitation

This 4 Drawer Resuscitation Cart with rails features 304 grade stainless steel construction.

Fitted with 4 x half drawers - 125mm deep, 1 x shelf with 3 rails and 125mm ball bearing fork castors with Grey rubber wheels.



Code	Drawer	Width mm	Depth mm	Height mm	Castors mm
AC 224101	4 - Half	900	490	940	125

Trolley - 2 Deck Stainless Steel - Traymobile

Welded stainless steel construction with two recessed shelves with rounded internal corners for easy cleaning. Guard rails on three sides of all shelves, with 460mm clearance between shelves on two deck and 280mm on three deck. Revolving buffers fitted to each leg with 125mm diameter chrome plated, ball bearing castors.



VO V322 SS

Code	Decks	Deck L x W mm	Height mm	Castors mm
VO V322 SS	2	900 X 500	900	125

Trolley - Stainless Steel - Traymobile

Welded stainless steel construction with three recessed shelves with rounded internal corners for easy cleaning. Guard rails on three sides of all shelves, with 460mm clearance between shelves on two deck and 280mm on three deck. Revolving buffers fitted to each leg with 125mm diameter chrome plated, ball bearing castors.



VO V323 SS

Code	Decks	Deck L x W mm	Height mm	Castors mm
VO V323 SS	3	900 X 500	900	125

Trolley - Stainless Steel - Multi-purpose

Welded stainless steel construction multi-purpose, multi-deck trolleys, especially suited to kitchens, hospitals and laboratories, etc. Two recessed shelves with rounded internal corners for easy cleaning. Revolving buffers and 125mm diameter chrome plated, ball bearing castors. 430mm clearance between shelves on two deck model and 280mm clearance on three deck.



VO V312-900

Code	Decks	Deck L x W mm	Height mm	Castors mm
VO V312-750	2	750 X 500	900	125
VO V312-900	2	900 X 500	900	125
VO V312-1050	2	1050 X 500	900	125

Trolley - Stainless Steel - Multi-purpose

Welded stainless steel construction multi-purpose, multi-deck trolleys, especially suited to kitchens, hospitals and laboratories, etc. Three recessed shelves with rounded internal corners for easy cleaning. Revolving buffers and 125mm diameter chrome plated, ball bearing castors. 430mm clearance between shelves on two deck model and 280mm clearance on three deck.



VO V314-900

Code	Decks	Deck L x W mm	Height mm	Castors mm
VO V314-750	3	750 X 500	900	125
VO V314-900	3	900 X 500	900	125
VO V314-1050	3	1050 X 500	900	125

Many more stainless steel trolleys available

Call 1300 774 872 to discuss your requirements



Trolley - Linen - Polyethylene

This linen trolley is made from tough, impact resistant polyethylene and has been innovatively designed for both the delivery of clean linen and collection of soiled linen at Hospitals, Retirement Villages, Aged Care Centres, Resorts, Motels and other Facilities.

Low profile Design, 1500 mm high including castors, for improved vision.



Code	Length x Width x Height mm	Capacity kg	Castors mm
RT TLET3DT	1050 x 710 x 1500	200	4 X 150
Add to code: DBLU = LGRN = GRY = YEL = eg. Blue = RT TLET3DDBLU			

Trolley - Linen - Reflex

Ideal for folded linen in accommodation and healthcare environments, the Reflex Linen Trolley is available in two sizes with either three of four decks.

Easy to clean beige powdercoat finish.



REFLEX EQUIP
Industry knowledge... with advice you can trust



Code	Decks	L x W x H mm incl Push Handle	Wheel Config*
RE TL L3FM L77	3	1255 x 510 x 1446	2 directional lock 2 swivel
RE TL L7FM L77	3	1555 x 510 x 1446	2 directional lock 2 swivel
RE TL L3FG L77	4	1255 x 510 x 1446	2 directional lock 2 swivel
RE TL L7FG L77	4	1555 x 510 x 1446	2 directional lock 2 swivel
*Wheel Config.	4 wheels - 150mm Rubber 2 directional lock 2 swivel - Light Duty		

Trolley - Garment and Luggage

This Luggage and Garment trolley is constructed from a robust fully welded stainless steel tubular frame, thick plywood base and strong castors built on a fully welded Stainless steel chassis. These trolleys are built to last.



WA HOS101-LUGGARM



WA-HOS101BIRDCAGE

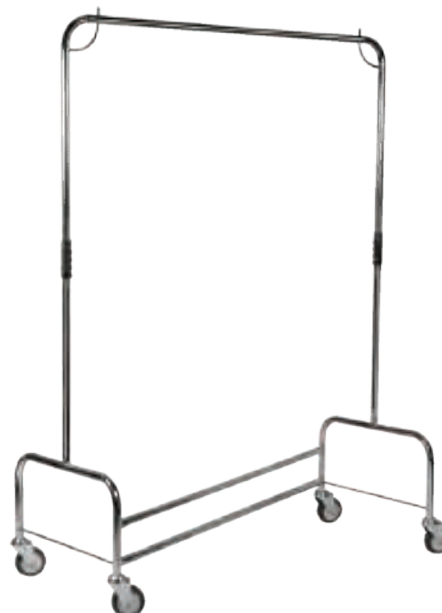
Code	Length x Width x Height mm	Finish	Castors mm
WA HOS101-LUGGARM	1300 x 650 x 1850	S/Steel	4 X 200
WA-HOS101BIRDCAGE	1150 x 680 x 1930	S/Steel	4 X 200

Trolley - Garment Rail

This brushed stainless steel garment rail is ideal for distribution of dry-cleaning to guests rooms or storage of staff uniforms.

Made with a 'Z' base frame perfect for nesting more than one trolley for storage purposes.

- ✓ Ideal for distribution of dry cleaning to guests rooms or storage of staff uniforms.
- ✓ Brushed stainless steel finish for durability and easy cleaning.
- ✓ Z Base frame so that you can nest the trolley when not in use.
- ✓ Ideal for commercial laundries, retail, wholesale, the markets & the home.



Code	Length x Width x Height mm	Capacity kg	Castors mm
WA HOS101-GARMENT	1340 x 590 x 1810	150	4 X 100

Trolley - Binmate Type 'A' - Standard

The Reflex BinMate Trolley range will turn your bins into efficient work tools and is great for use in warehouses, factories, offices and process areas.

Features include steel construction with powdercoat finish and all-swivel 125mm diameter TPE castors.

Galvanised, chrome and stainless steel finishes are available by special order.

The Binmate Trolley range has been designed to suit Nally #7, #10 or #15 plastic bins which are purchased separately.



Code (excluding bins)	Overall L x W x H mm	Lower Deck L x W mm	Writing Top L x W x H mm	Colour
RE TC A1X L21	630 x 420 x 918	605 x 397	-	Beige
RE TC A1P L21	630 x 420 x 918	605 x 397	-	Org

Trolley - Binmate - Type 'A' - Writing/Console Top

Type "A" BinMate Trolley featuring writing top and a console to take a Nally N40 Micro Bin. Designed to suit Nally #7, #10 or #15 plastic bins which are purchased separately.



Code (excluding bins)	Overall L x W x H mm	Lower Deck L x W mm	Writing Top L x W x H mm	Colour
RE TC ACX L21	1075 x 420 x 1048	605 x 397	276 x 420 x 168	Beige
RE TC ACP L21	1075 x 420 x 1048	605 x 397	276 x 420 x 168	Org

Trolley - Binmate - Type 'A' - Push Handle

Type "A" BinMate Trolley with push handle for improved ergonomics. Designed to suit Nally #7, #10 or #15 plastic bins which are purchased separately.



#10 bin



Trolley Clipboard Option
RE T5 CLIPBOARD

Code (excluding bins)	Overall L x W x H mm	Lower Deck L x W mm	Writing Top L x W x H mm	Colour
RE TC A1HX L21	745 x 420 x 1050	605 x 397	-	Beige
RE TC A1HP L21	745 x 420 x 1050	605 x 397	-	Org

Trolley - Binmate - Two Tier - Standard

Two Tier BinMate Trolley designed to carry a combination of any two Nally #7, #10 or #15 plastic bins which are purchased separately.



Note: Access maybe restricted if using two #15 bins

Code (excluding bins)	Overall L x W x H mm	Lower Deck L x W mm	Writing Top L x W x H mm	Colour
RE TC TX L21	820 x 420 x 1048	605 x 397	-	Beige
RE TC TP L21	820 x 420 x 1048	605 x 397	-	Org

Trolley - Binmate - Type 'A' - Writing/Pencil Top

Type "A" BinMate Trolley featuring writing top and pencil trough. Designed to suit Nally #7, #10 or #15 plastic bins which are purchased separately.



#10 bin

Code (excluding bins)	Overall L x W x H mm	Lower Deck L x W mm	Writing Top L x W x H mm	Colour
RE TC AWX L21	1025 x 420 x 1046	605 x 397	265 x 416	Beige
RE TC AWP L21	1025 x 420 x 1046	605 x 397	265 x 416	Org

Trolley - Binmate - Two Tier - Push Handle

Two Tier BinMate Trolley with push handle for improved ergonomics. Designed to carry a combination of any two Nally #7, #10 or #15 plastic bins which are purchased separately.



Note: Access maybe restricted if using two #15 bins

Code (excluding bins)	Overall L x W x H mm	Lower Deck L x W mm	Writing Top L x W x H mm	Colour
RE TC THX L21	925 x 420 x 1060	605 x 397	-	Beige
RE TC THP L21	925 x 420 x 1060	605 x 397	-	Org

Trolley - Binmate - Two Tier - Writing/Pencil Top

Two Tier BinMate Trolley with writing top and pencil trough. Designed to carry a combination of any two Nally #7, #10 or #15 plastic bins which are purchased separately.



Note: Access maybe restricted if using two #15 bins

Code (excluding bins)	Overall L x W x H mm	Lower Deck L x W mm	Writing Top L x W x H mm	Colour
RE TC TWX L21	1025 x 420 x 1265	605 x 397	265 x 416	Beige
RE TC TWP L21	1025 x 420 x 1265	605 x 397	265x 416	Org

Trolley - Binmate - Two Tier - Writing/Console Top

Two Tier BinMate Trolley featuring writing top and a console to take a Nally N40 Micro Bin. Designed to carry a combination of any two Nally #7, #10 or #15 plastic bins which are purchased separately.



Note: Access maybe restricted if using two #15 bins

Code (excluding bins)	Overall L x W x H mm	Lower Deck L x W mm	Writing Top L x W x H mm	Colour
RE TC TCX L21	1200 x 420 x 1060	605 x 397	276 x 420 x 168	Beige
RE TC TCP L21	1200 x 420 x 1060	602 x 397	276 x 420 x 168	Org

Trolley - Binmate - Twin Bin - Standard

Twin Bin BinMate Trolley standard model. Designed to carry a combination of any two Nally #7, #10 or #15 plastic bins side by side (purchased separately). Excellent for sorting and unloading without bending.



Shown with 2 x #15 bins

Code (excluding bins)	Overall L x W x H mm	Lower Deck L x W mm	Writing Top L x W x H mm	Colour
RE TC A4X L21	855 x 650 x 925	830 x 625	-	Beige
RE TC A4P L21	855 x 650 x 925	830 x 625	-	Org

Trolley - Binmate - Twin Bin - Push Handle

Twin Bin BinMate Trolley with push handle for improved ergonomics. Designed to carry a combination of any two Nally #7, #10 or #15 plastic bins side by side (purchased separately).



Shown with 2 x #15 bins

Code (excluding bins)	Overall L x W x H mm	Lower Deck L x W mm	Writing Top L x W x H mm	Colour
RE TC A4HX L21	970 x 650 x 1050	830 x 625	-	Beige
RE TC A4HP L21	970 x 650 x 1050	830 x 625	-	Org

Trolley - Binmate - Twin Bin - Writing/Pencil Top

Twin Bin BinMate Trolley with writing top and pencil trough. Designed to carry a combination of any two Nally #7, #10 or #15 plastic bins side by side (purchased separately).



Code (excluding bins)	Overall L x W x H mm	Lower Deck L x W mm	Writing Top L x W x H mm	Colour
RE TC A4WX L21	1250 x 650 x 1050	830 x 625	265 x 416	Beige
RE TC A4WP L21	1250 x 650 x 1050	830 x 625	265 x 416	Org

Trolley - Binmate - Twin Bin - Writing/Console Top

Twin Bin BinMate Trolley featuring writing top and a console to take a Nally N40 Micro Bin. Designed to carry a combination of any two Nally #7, #10 or #15 plastic bins side by side (purchased separately).



Shown with 2 x #10 bins

Code (excluding bins)	Overall L x W x H mm	Lower Deck L x W mm	Writing Top L x W x H mm	Colour
RE TC A4CX L21	1300 x 650 x 1050	830 x 625	276 x 420 x 168	Beige
RE TC A4CP L21	1300 x 650 x 1050	830 x 625	276 x 420 x 168	Org

Trolley - Binmate - Buggy

The large diameter pneumatic wheels and push handle make the Binmate Buggy a suitable alternative for many outdoor applications. The range has been designed to suit Nally #7, #10 or #15 plastic bins which are purchased separately.



RE TC A1P FL11
Standard model

RE TC THX FL11
Two Tier model

Code	Overall L x W x H mm	Lower Deck L x W mm	Colour
RE TC A1P FL11	780 x 420 x 1050	605 x 397	Beige
RE TC A1X FL11	780 x 420 x 1050	605 x 397	Org
RE TC THX FL11	925 x 420 x 1060	605 x 397	Beige
RE TC THP FL11	925 x 420 x 1060	605 x 397	Org

Trolley - Binmate - STABIN

Similar to the BinMate Two Tier trolley; fits two bins, one top and one bottom, ideal for sorting situations. Standard finish is powder coated; optional finishes are stainless steel.



RE TC A7X L21
Standard model

RE TC A7HX L21
With push handle

RE TC A7CX L21
Writing top and a
console to take a
Nally N40 Micro Bin.



JS STABIN
Stabin Bin

RE TC A7WP L21
With writing top and pencil trough.

Code	Overall L x W x H mm	Lower Deck L x W mm	Writing Top L x W x H mm	Colour
RE TC A7X L21	823 x 463 x 914	786 x 424	-	Beige
RE TC A7P L21	823 x 463 x 914	786 x 424	-	Org
RE TC A7HX L21	940 x 463 x 1060	786 x 424	-	Beige
RE TC A7HP L21	940 x 463 x 1060	786 x 424	-	Org
RE TC A7WX L21	1220 x 463 x 1060	786 x 424	265 x 416	Beige
RE TC A7WP L21	1220 x 463 x 1060	786 x 424	265 x 416	Org
RE TC A7CX L21	1270 x 463 x 1060	786 x 424	276 x 420 x 168	Beige
RE TC A7CP L21	1270 x 463 x 1060	786 x 424	276 x 420 x 168	Org
JS STABIN	Blue bin to suit above Ext 750 x 460 x 200H Int 720 x 400 x 190H			
NA IH1004	N40 Micro Bin for Console STA bin BinMate Bin code: BLU GRN RE YE eg. N40 blue bin = NA IH1004BLU			

Trolley - X Cart

The X-Cart is a collapsible trolley that can be used for many applications. It is ideal for use in workplaces, schools, home, office, hospitals, courier services, shopping malls, nursing homes and much more.

It is completely collapsible with the push of a button on the handle. The wheels are able to be removed by a push of a button and stored underneath for compact, out of the way storage.



Code	Folded L x W x H mm	Erect L x W x H mm	Capacity kg Upper / Lower
MH X-CART	740 x 540 x 105	1000 x 600 x 1070	25/50
MH X-CARTCRATE	Extra Crate		

Trolley - Clax Folding Cart

This German made two tier folding trolley can be collapsed quickly and easily at the push of a button and is designed to transport small to medium sized materials. Weighs just 7kg but can carry loads of up to 60kg.

It features a foot brake, removable wheels and a 46 litre capacity. Additional crates can be placed on the two trays for extra carrying capacity. The trolley and crates are collapsible to fold flat. The rear wheels are fixed while the two front wheels swivel. One collapsible crate (500mm x 350mm x 260mm) is included and extra crates are available.



- ✓ Lightweight
- ✓ Foot brake
- ✓ European quality
- ✓ Extra boxes available
- ✓ Removable wheels
- ✓ 46 litre capacity
- ✓ Fully portable
- ✓ Numerous applications

Code	Folded L x W x H mm	Erect L x W x H mm	Capacity kg Upper / Lower
PR CLAXMOBIL	670 x 470 x 110	890 x 550 x 1030	20 / 40
PR CLCRATE	Spare Crate		

Trolley - Goods Trolley

The RGT-01 General Purpose Goods Trolley offers the space saving benefit of being able to be collapsed easily for storage when not in use.



- ✓ 4 x 150mm swivel castors (2 braked)
- ✓ Fold away upper shelf
- ✓ 270 degree opening lockable gates
- ✓ Single or two shelf configuration.

Code	Height mm	Length mm	Width mm	Capacity kg
EW RGT-01	1700	1095	792	500

Trolley - Ladder Type - Folding

Triple Deck featuring a lipped top deck. Safe foldable platform ladder for accessing raised stock locations rated to 150kg. Robust Corner Bumpers. Featuring 2 swivel castors and 2 lockable swivel castors. Impressive 350kg total load capacity. The Reflex Equip Ladder Trolleys come with a 1 Year Warranty.



Specifications:

- ✓ Shelf Clearance: 45mm (top shelf lip) / 710mm (top to middle) / 660mm (middle to bottom)
- ✓ Ladder Deck Size: 470mm x 420mm platform, 755mm high
- ✓ Load Capacity kg: Up to 70kg (Top Shelf) / 110kg (Centre Shelf) / 135kg (Bottom Shelf)
- ✓ Castors: 125mm Dia. (2 swivel castors - 2 lockable swivel castors)



Code	Decks	Steps	Shelf Size mm	Overall L x H mm	Load Capacity kg
TS TSSPL	3	2	810 x 580	1140(fold)/1535 x 1790	70 / 110 / 135

Trolley - Ladder Type - Folding

Access those higher shelves with this compact order picking trolley with a unique fold away two or three step ladder.

The two-step ladder is available in the two deck trolley, whilst the three-step is available with either the two or three deck trolley.

With a handy deck size of 810 x 510mm these powdercoat finished trolleys are ideal for retail, office, factory or warehouse environments.



Code	Decks	Steps	Overall L x W x H mm	Height Top Deck mm	Height Top Step mm
RE TL2DP2STL27	2	2	884 x 510 x 1210	705	425
RE TL2DP3STL27	2	3	884 x 510 x 1400	705	555
RE TL2FP3STL27	3	3	884 x 510 x 1400	1100	555
*Wheel Config			L27 : 4 wheels - 125mm polyurethane 2 fixed 2 swivel		

Trolley - Platform Parcelmate

Non-slip vinyl surfaced deck and a foldable handle make this a great trolley for carrying taller loads. Ideal for office, retail, factory and healthcare environments.



Folding Handle

TSS11/TS11



Fixed Handles

TSXL12

Code	Decks	Deck L x W mm	Handle Height mm	Max Load kg	Castors mm
TS TSS11	1	740 x 480	1000	150	4 x 100
TS TSL11	1	890 x 600	1000	250	4 x 125
TS TSXL12	1	1160 x 760	1000	300	4 x 160

Trolley - Platform Megamate - Junior

The Junior MegaMate platform trolley with single push handle features steel tube construction for hard, everyday use.



REFLEX EQUIP
Industry knowledge ... with advice you can trust



- ✓ Deck Size 900 x 450mm
- ✓ Load capacity 200kg maximum
- ✓ Ergonomic push handle
- ✓ Powdercoat finish
- ✓ Poly or Tube deck
- ✓ Wheels 125mm rubber (2 x fixed/2 x swivel)

Code	Deck	Overall L x W x H mm	Deck L x W mm	Wheel Config*
RE TLBY2DBFL29	Poly	975 x 450 x 1000	900 x 450	L29
RE TLBY2DFL29	Tube	975 x 450 x 1000	900 x 450	L29
Wheel Config*		L29: 4 wheels - 125 mm Rubber 2 fixed 2 swivel		

Trolley-Vinyl Top-Platform-Steel Single Handle

The highest quality imported trolleys. Non-marking PU wheels with precision bearings. 1000mm handle height to suit Australian market. Yellow protectors on all folding handle trolleys.



Pedal Brake Option
HB Model Only
TS FB-HB



TS HL110

Code	Load Capacity kg	Size mm	Handle Height	Wheel mm
TS HL110	220	745 x 485	1000mm	100
TS HB210	370	920 x 620	1000mm	125
TS HB211	370	920 x 620	1000mm Fixed Handle	125

Trolley-Vinyl Top-Platform-Steel Single Handle

The highest quality imported trolleys. Non-marking PU wheels with precision bearings. 1000mm handle height to suit Australian market.



TS HG511

Code	Load Capacity kg	Size mm	Handle Height	Wheel mm
TS HG511	650	1170 x 765	1000mm	200

Trolley-Vinyl Top-2 Deck-Steel Double Handle

The highest quality imported trolleys. Non-marking PU wheels with precision bearings. 1000mm handle height to suit Australian market. Double Handle.



Pedal Brake Option
HB Model Only
TS FB-HB




TS HL120D

Code	Load Capacity kg	Size mm	Handle Height	Wheel mm
TS HL120D	220	785 x 485	860mm	100
TS HB220D	370	965 x 615	930mm	125

Trolley-Vinyl Top-3 Deck-Steel Double Handle

The highest quality imported trolleys. Non-marking PU wheels with precision bearings. 1000mm handle height to suit Australian market. Double Handle.



Pedal Brake Option
HB Model Only
TS FB-HB



TS HB230D

Code	Load Capacity kg	Size mm	Handle Height	Wheel mm
TS HL130D	170	785 x 485	1000mm	100
TS HB230D	300	965 x 615	950mm	125

Trolley - Mesh - Vinyl Top - 2 Deck

A chrome frame and vinyl surfaced decks with chrome mesh surrounds make this an ideal trolley for serving, clearing, mail distribution and more. Available in two deck sizes with two fixed and two swivel castors.



HL120M

Code	Decks	Deck L x W mm	Handle Height mm	Max Load kg	Castors mm
HL120M	2	820 x 480	1010	220	4 x 100
HB220M	2	985 x 610	1010	370	4 x 125

Trolley - Steel Full Mesh - Vinyl Top - Platform

Vinyl surfaced deck with full chrome plated mesh surrounds and drop sides make this an ideal trolley for laundry collection. Great for Hospitality and Healthcare industries.

Supplied with two fixed and two swivel castors.



HB213

Code	Decks	Deck L x W mm	Handle Height mm	Max Load kg	Castors mm
HB213	1	970 x 615	1005	370	4 x 125
HG313	1	1225 x 760	1010	500	4 x 150

Trolley - Platform Series 5 - Reflex Model B

Very popular, robust, all steel trolley available in five platform sizes with a choice of wheel sizes and configurations. With a capacity of up to 450kg capacity this is an ideal trolley for the office, factory or warehouse.

Features & Options

- ✓ Five deck sizes
- ✓ Standard beige or orange powdercoat finish
- ✓ Optional stainless steel
- ✓ Optional braced handles



Model B
(6 wheel)

Model B
(4 wheel)

Code	Overall L x W x H mm	Deck L x W mm	Wheel Config*	Finish
RE T5 M2BXFM64	846 x 510 x 1040	810 x 510	M64	Beige
RE T5 M2BPFM64	846 x 510 x 1040	810 x 510	M64	Orange
RE T5 M2BSFM64	846 x 510 x 1040	810 x 510	M64	S/Steel
RE T5 M2BXFM74	846 x 510 x 995	810 x 510	M74	Beige
RE T5 M2BPFM74	846 x 510 x 995	810 x 510	M74	Orange
RE T5 M2BSFM74	846 x 510 x 995	810 x 510	M74	S/Steel
RE T5 M3BXFM64	1146 x 510 x 1040	1110 x 510	M64	Beige
RE T5 M3BPFM64	1146 x 510 x 1040	1110 x 510	M64	Orange
RE T5 M3BSFM64	1146 x 510 x 1040	1110 x 510	M64	S/Steel
RE T5 M3BXFM74	1146 x 510 x 995	1110 x 510	M74	Beige
RE T5 M3BPFM74	1146 x 510 x 995	1110 x 510	M74	Orange
RE T5 M3BSFM74	1146 x 510 x 995	1110 x 510	M74	S/Steel
RE T5 M4BXFM64	1152 x 610 x 1000	1110 x 610	M64	Beige
RE T5 M4BPFM64	1152 x 610 x 1000	1110 x 610	M64	Orange
RE T5 M4BSFM64	1152 x 610 x 1000	1110 x 610	M64	S/Steel
RE T5 M4BXFM74	1152 x 610 x 955	1110 x 610	M74	Beige
RE T5 M4BPFM74	1152 x 610 x 955	1110 x 610	M74	Orange
RE T5 M4BSFM74	1152 x 610 x 955	1110 x 610	M74	S/Steel
RE T5 M5BXFM64	1152 x 710 x 1000	1110 x 710	M64	Beige
RE T5 M5BPFM64	1152 x 710 x 1000	1110 x 710	M64	Orange
RE T5 M5BSFM64	1152 x 710 x 1000	1110 x 710	M64	S/Steel
RE T5 M5BXFM69	1152 x 710 x 1051	1110 x 710	M69	Beige
RE T5 M5BPFM69	1152 x 710 x 1051	1110 x 710	M69	Orange
RE T5 M5BSFM69	1152 x 710 x 1051	1110 x 710	M69	S/Steel
RE T5 M5BXFM76	1152 x 710 x 980	1110 x 710	M76	Beige
RE T5 M5BPFM76	1152 x 710 x 980	1110 x 710	M76	Orange
RE T5 M5BSFM76	1152 x 710 x 980	1110 x 710	M76	S/Steel
RE T5 M6BXFM69	1752 x 710 x 1051	1710 x 710	M69	Beige
RE T5 M6BPFM69	1752 x 710 x 1051	1710 x 710	M69	Orange
RE T5 M6BXFM76	1752 x 710 x 980	1710 x 710	M76	Beige
RE T5 M6BPFM76	1752 x 710 x 980	1710 x 710	M76	Orange
Wheel Config*	M64: 4 wheels - 150 mm Rubber 2 fixed 2 swivel M69: 4 wheels - 200 mm Rubber 2 fixed 2 swivel M74: 6 wheels - 2 x 150mm Rubber & 4 x 100mm Rubber M76: 6 wheels - 2 x 200mm Rubber & 4 x 125mm Rubber			

Trolley - Platform Series 5 - Reflex Model C

All the features of the Model B, but with a second handle. Available in five platform sizes with a choice of wheel sizes and configurations. With a capacity of up to 450kg capacity this is an ideal trolley for the office, factory or warehouse.

REFLEX EQUIP
Industry knowledge ... with advice you can trust



Model C
(6 wheel)



Data sheets with detailed specifications are available for all Series 5 trolleys...

Model C
(4 wheel)

Code	Overall L x W x H mm	Deck L x W mm	Wheel Config*	Finish
RE T5 M2CXFM64	882 x 510 x 1040	810 x 510	M64	Beige
RE T5 M2CPFM64	882 x 510 x 1040	810 x 510	M64	Orange
RE T5 M2CSFM64	882 x 510 x 1040	810 x 510	M64	S/Steel
RE T5 M2CXFM74	882 x 510 x 995	810 x 510	M74	Beige
RE T5 M2CPFM74	882 x 510 x 995	810 x 510	M74	Orange
RE T5 M2CSFM74	882 x 510 x 995	810 x 510	M74	S/Steel
RE T5 M3CXFM64	1182 x 510 x 1040	1110 x 510	M64	Beige
RE T5 M3CPFM64	1182 x 510 x 1040	1110 x 510	M64	Orange
RE T5 M3CSFM64	1182 x 510 x 1040	1110 x 510	M64	S/Steel
RE T5 M3CXFM74	1182 x 510 x 995	1110 x 510	M74	Beige
RE T5 M3CPFM74	1182 x 510 x 995	1110 x 510	M74	Orange
RE T5 M3CSFM74	1182 x 510 x 995	1110 x 510	M74	S/Steel
RE T5 M4CXFM64	1194 x 610 x 1000	1110 x 610	M64	Beige
RE T5 M4CPFM64	1194 x 610 x 1000	1110 x 610	M64	Orange
RE T5 M4CSFM64	1194 x 610 x 1000	1110 x 610	M64	S/Steel
RE T5 M4CXFM74	1194 x 610 x 955	1110 x 610	M74	Beige
RE T5 M4CPFM74	1194 x 610 x 955	1110 x 610	M74	Orange
RE T5 M4CSFM74	1194 x 610 x 955	1110 x 610	M74	S/Steel
RE T5 M5CXFM64	1194 x 710 x 1000	1110 x 710	M64	Beige
RE T5 M5CPFM64	1194 x 710 x 1000	1110 x 710	M64	Orange
RE T5 M5CSFM64	1194 x 710 x 1000	1110 x 710	M64	S/Steel
RE T5 M5CXFM69	1194 x 710 x 1051	1110 x 710	M69	Beige
RE T5 M5CPFM69	1194 x 710 x 1051	1110 x 710	M69	Orange
RE T5 M5CSFM69	1194 x 710 x 1051	1110 x 710	M69	S/Steel
RE T5 M5CXFM76	1194 x 710 x 980	1110 x 710	M76	Beige
RE T5 M5CPFM76	1194 x 710 x 980	1110 x 710	M76	Orange
RE T5 M5CSFM76	1194 x 710 x 980	1110 x 710	M76	S/Steel
RE T5 M6CXFM69	1794 x 710 x 1051	1710 x 710	M69	Beige
RE T5 M6CPFM69	1794 x 710 x 1051	1710 x 710	M69	Orange
RE T5 M6CXFM76	1794 x 710 x 980	1710 x 710	M76	Beige
RE T5 M6CPFM76	1794 x 710 x 980	1710 x 710	M76	Orange
Wheel Config*	M64: 4 wheels - 150 mm Rubber 2 fixed 2 swivel M69: 4 wheels - 200 mm Rubber 2 fixed 2 swivel M74: 6 wheels - 2 x 150mm Rubber & 4 x 100mm Rubber M76: 6 wheels - 2 x 200mm Rubber & 4 x 125mm Rubber			

Trolley-Platform Megamate-Tube Deck Model B

Tube Deck
(6 wheel)

Code	Overall L x W x H mm	Deck L x W mm	Wheel Config*
RE TMBZ2R M24	950 x 450 x 965	900 X 450	M24
RE TMBY2R FM64	950 x 450 x 1030	900 X 450	M64
RE TMBZ4R M24	1250 x 450 x 965	1200 X 450	M24
RE TMBY4R FM64	1250 x 450 x 1030	1200 X 450	M64
RE TMBZ6R M24	1250 x 600 x 965	1200 X 600	M24
RE TMBY6R FM64	1250 x 600 x 1030	1200 X 600	M64
Wheel Config*	M24: 6 wheels - 2 x 200mm centre rubber & 4 x 75mm nylon on corners M64: 4 wheels - 150 mm Rubber 2 fixed 2 swivel		

Trolley-Platform Megamate-Tube Deck Model C


REFLEX EQUIP
Industry knowledge ... with advice you can trust
Tube Deck
(6 wheel)

Standard Code	Overall L x W x H mm	Deck L x W mm	Wheel Config*
RE TMCZ2R M24	1000 x 450 x 965	900 X 450	M24
RE TMCY2R FM64	1000 x 450 x 1030	900 X 450	M64
RE TMCZ4R M24	1300 x 450 x 965	1200 X 450	M24
RE TMCY4R FM64	1300 x 450 x 1030	1200 X 450	M64
RE TMCZ6R M24	1300 x 600 x 965	1200 X 600	M24
RE TMCY6R FM64	1300 x 600 x 1030	1200 X 600	M64
Wheel Config*	M24: 6 wheels - 2 x 200mm centre rubber & 4 x 75mm nylon on corners M64: 4 wheels - 150 mm Rubber 2 fixed 2 swivel		

Trolley-Platform Megamate-Steel Deck Model B

Steel Deck
(6 wheel)

Code	Overall L x W x H mm	Deck L x W mm	Wheel Config*
RE TMBZ2RS M24	950 x 450 x 965	900 X 450	M24
RE TMBY2RSFM64	950 x 450 x 1030	900 X 450	M64
RE TMBZ4RS M24	1250 x 450 x 965	1200 X 450	M24
RE TMBY4RSFM64	1250 x 450 x 1030	1200 X 450	M64
RE TMBZ6RS M24	1250 x 600 x 965	1200 X 600	M24
RE TMBY6RSFM64	1250 x 600 x 1030	1200 X 600	M64
Wheel Config*	M24: 6 wheels - 2 x 200mm centre rubber & 4 x 75mm nylon on corners M64: 4 wheels - 150 mm Rubber 2 fixed 2 swivel		

Trolley-Platform Megamate-Steel Deck Model C

Steel Deck
(6 wheel)

Standard Code	Overall L x W x H mm	Deck L x W mm	Wheel Config*
RE TMCZ2RS M24	1000 x 450 x 965	900 X 450	M24
RE TMCY2RSFM64	1000 x 450 x 1030	900 X 450	M64
RE TMCZ4RS M24	1300 x 450 x 965	1200 X 450	M24
RE TMCY4RSFM64	1300 x 450 x 1030	1200 X 450	M64
RE TMCZ6RS M24	1300 x 600 x 965	1200 X 600	M24
RE TMCY6RSFM64	1300 x 600 x 1030	1200 X 600	M64
Wheel Config*	M24: 6 wheels - 2 x 200mm centre rubber & 4 x 75mm nylon on corners M64: 4 wheels - 150 mm Rubber 2 fixed 2 swivel		

Trolley-Platform Megamate-Poly Deck Model B

MegaMate platform trolleys are super tough, heavy duty trolleys. Strong, heavy steel tube construction made for tough, everyday use. Up to 450kg capacity.

- ✓ Options
- ✓ Tube deck for large boxes, bags, etc.
- ✓ Poly deck for loose or small items
- ✓ Available in two handle models (Model C)

**UP TO 450 KG
CAPACITY**

Poly Deck
(6 wheel)

Code	Overall L x W x H mm	Deck L x W mm	Wheel Config*
RE TMBZ2RB M24	950 x 450 x 965	900 X 450	M24
RE TMBY2RBFM64	950 x 450 x 1030	900 X 450	M64
RE TMBZ4RB M24	1250 x 450 x 965	1200 X 450	M24
RE TMBY4RBFM64	1250 x 450 x 1030	1200 X 450	M64
RE TMBZ6RB M24	1250 x 600 x 965	1200 X 600	M24
RE TMBY6RBFM64	1250 x 600 x 1030	1200 X 600	M64
Wheel Config*	M24: 6 wheels - 2 x 200mm centre rubber & 4 x 75mm nylon on corners M64: 4 wheels - 150 mm Rubber 2 fixed 2 swivel		

Trolley-Platform Megamate-Poly Deck Model C

Same great MegaMate! Super tough, heavy duty trolley features as the Model B with a push handle at both ends. Also available with all-round optional buffer.



Data sheets with detailed specifications are available for all MegaMate trolleys...

Poly Deck
(6 wheel)

Code	Overall L x W x H mm	Deck L x W mm	Wheel Config*
RE TMCZ2RB M24	1000 x 450 x 965	900 X 450	M24
RE TMCY2RBFM64	1000 x 450 x 1030	900 X 450	M64
RE TMCZ4RB M24	1300 x 450 x 965	1200 X 450	M24
RE TMCY4RBFM64	1300 x 450 x 1030	1200 X 450	M64
RE TMCZ6RB M24	1300 x 600 x 965	1200 X 600	M24
RE TMCY6RBFM64	1300 x 600 x 1030	1200 X 600	M64
Wheel Config*	M24: 6 wheels - 2 x 200mm centre rubber & 4 x 75mm nylon on corners M64: 4 wheels - 150 mm Rubber 2 fixed 2 swivel		

Trolley-Platform Megamate-Mesh Deck Model B



Code	Overall L x W x H mm	Deck L x W mm	Wheel Config*
RE TMB6STF M24	1250 x 600 x 965	1200 x 600	M24
Wheel Config*	M24: 6 wheels - 2 x 200mm centre rubber & 4 x 75mm nylon on corners		

Trolley - Platform Megamate - High Sides

High sides make this an ideal trolley for the movement of sheet materials, timber, pipe and similar loads. Also available with Poly or metal deck.



RE TMCLZ6R M24
Tube Deck (6 wheel)

Code	Deck Type	Overall L x W x H mm	Deck L x W mm	Wheel Config*
RE TMCLZ6R M24	Tube	1200 x 600 x 1088	1200 X 600	M24
RE TMCLY6RFM64	Tube	1200 x 600 x 1161	1200 X 600	M64
RE TMCLZ6B M24	Poly	1200 x 600 x 1088	1200 X 600	M24
RE TMCLY6BFM64	Poly	1200 x 600 x 1161	1200 X 600	M64
RE TMCLZ6S M24	Metal	1200 x 600 x 1088	1200 X 600	M24
RE TMCLY6SFM64	Metal	1200 x 600 x 1161	1200 X 600	M64
Wheel Config*	M24: 6 wheels - 2 x 200mm centre rubber & 4 x 75mm nylon on corners M64: 4 wheels - 150 mm Rubber 2 fixed 2 swivel			

Trolley - Platform Megamate - Mesh Sides

The same heavy, steel tube construction of the Model C MegaMate but with all-round mesh enclosure. Both sides are easily removed as required.

Available with tube, Poly or steel 1200 x 600mm deck size with a load capacity of 450kg. Also available with an all-round optional buffer.



Poly Deck
(4 wheel)



Poly Deck
(6 wheel)

Code	Deck Type	Overall L x W x H mm	Deck L x W mm	Wheel Config*
RE TMMZ6R M24	Tube	1300 x 600 x 955	1200 X 600	M24
RE TMMY6RFM64	Tube	1300 x 600 x 1030	1200 X 600	M64
RE TMMZ6RB M24	Poly	1300 x 600 x 955	1200 X 600	M24
RE TMMY6RBFM64	Poly	1300 x 600 x 1030	1200 X 600	M64
RE TMMZ6RS M24	Metal	1300 x 600 x 955	1200 X 600	M24
RE TMMY6RSFM64	Metal	1300 x 600 x 1030	1200 X 600	M64
Wheel Config*	M24: 6 wheels - 2 x 200mm centre rubber & 4 x 75mm nylon on corners M64: 4 wheels - 150 mm Rubber 2 fixed 2 swivel			

Trolley - Platform Megamate - Tube Deck - Braked

Famous MegaMate platform trolley comes equipped with a "dead-man's" brake that prevents runaways when loading and unloading. Strong, heavy steel tube construction made for tough, everyday use.



Safe dead-man's
handle



Friction operated
braking



Sturdy braking
mechanism

Standard Code	Overall L x W x H mm	Deck L x W mm	Load Capacity kg
RE TBBZ6RB M24	1250 x 600 x 955	1200 X 600	450
Wheel Config*	M24: 6 wheels - 2 x 200mm centre rubber & 4 x 75mm nylon on corners		

Trolley - Gyprock - Reflex

Special purpose trolley for the movement of gyprock or other sheet materials.

Robust steel construction, Powdercoat finish and large rubber tyred wheels make this an ideal choice for multi storey construction site applications. Wheels (2 fixed 2 swivel) are 200mm rubber tyred with roller bearings.



REFLEX EQUIP
Industry knowledge...with advice you can trust



Steel Deck
(4 wheel)

Code	Overall L x W x H mm	Deck L x W mm	Wheel Config
RE TMGT6RFM69	1200 x 600 x 1380	1200 X 440	M69
Wheel Config*	M69: 4 wheels - 200 mm Rubber 2 fixed 2 swivel		

Trolley - OEASY - Panel Platform Trolley

Designed to carry small parcels & objects. Powder coated steel fence around trolley to protect objects during transportation. Designed to deliver small parcels and small objects.

- ✓ The powder-coated fence around the truck ensures effective protection of objects to be transported.
- ✓ The fence is removable to allow for transporting jumbo size object.
- ✓ User-friendly handrails add to easy manoeuvrability and higher worker safety.
- ✓ Sturdy and durable structural foam construction adds to the durability and service life of the cart.
- ✓ Powder-coated steel handrails ensure durability.
- ✓ Two directional castors plus two swivel castors ensure easy manoeuvrability.



TR 4463BK

Code	Overall L x W x H mm	Load Capacity kg	Wheels
TR 4463BK	1422 x 610 x 1048	900	4 x 200mm PP

Trolley - OEASY - Platform Trolley

Sturdy structural foam construction adds strength & durability. Textured non-skid Surface. Tiedown notches for securing loads. Powder coated steel Handle. Pneumatic Castors Option.



TR 4411BK

Code	Overall L x W x H mm	Load Capacity kg	Wheels
TR 4411BK	1019 x 610 x 1006	450	4 x 150mm TPR
TR 4412BK	1019 x 610 x 1006	900	4 x 150mm PP

Trolley - OEASY - Platform Trolley

Sturdy structural foam construction adds strength & durability. Textured non-skid Surface. Tiedown notches for securing loads. Powder coated steel Handle.



TR 4416BK

Code	Overall L x W x H mm	Load Capacity kg	Wheels
TR 4416BK	1629 x 762 x 1057	900	4 x 200mm TPR

Trolley - OEASY - Sheet & Panel Trolley

Designed for transporting large, bulky plate-like items. i.e. Doors, Wood Panel Sheets, etc. Frames can be removed as needed to suit Load Requirements. Sturdy structural foam construction adds strength & durability. Textured non-skid surface. Tiedown notches for securing loads. Powder coated steel handle.



TR 4432BK

Code	Overall L x W x H mm	Load Capacity kg	Wheels
TR 4432BK	1289 x 610 x 1140	900	4 x 200mm PP

Trolley - OEASY - Platform Trolley

Sturdy structural foam construction adds strength & durability. Textured non-skid Surface. Tiedown notches for securing loads. Powder coated steel Handle. Pneumatic Castors Option.



TR 4413BK



TR 4414BK

Code	Overall L x W x H mm	Load Capacity kg	Wheels
TR 4413BK	1324 x 610 x 1057	900	4 x 200mm TPR
TR 4414BK	1324 x 610 x 1070	540	4 x 200mm Pneumatic

Trolley - OEASY - A Frame Panel Trolley

Designed for transporting large, bulky plate-like items. i.e. Doors, Wood, Wardrobes, etc. High-side inclined frame & side rail holds load firmly in place during transit. Sturdy structural foam construction adds strength & durability. Textured non-skid surface. Tiedown notches for securing Loads. Powder Coated Steel Handle.



TR 4421BK



TR 4422BK

Code	Overall L x W x H mm	Load Capacity kg	Wheels
TR 4421BK	984 x 610 x 1092	900	4 x 150mm TPR
TR 4422BK	1289 x 610 x 1140	900	4 x 200mm PP

Trolley - U-Boat Trolley

Ideal choice for storing, counting & picking goods. Constructed of Commercial Grade Plastic & Galvanised Steel. Powder Coated Steel Handle. Optional Extra Shelf Available.



Code	Overall L x W x H mm	Load Capacity kg	Wheels
TR 4061BK	1634 x 454 x 1632	810	6 x 125mm
TR 4062BK	1960 x 454 x 1632	810	6 x 125mm

Trolley - Janitor / Cleaning Cart

Collect and transport tools for efficient cleaning. Includes zippered bag for easy rubbish removal, smooth, easy-to-clean surface and non-marking 200mm wheels and 100mm castors.



Optional TR 6978YE
Polyliner with Side Bag
to suit TR 5011BK also
available

Code	Overall L x W x H mm	Wheels
TR 5011BK	1168 x 552 x 975	2 x 200mm wheels 2 x 100mm castors
TR 6978YE	438 x 267 x 775	Polyliner with Side Bag

Trolley - Laundry & Waste Cart

For Waste Collection, Material Handling & Laundry Handling. Fits through Standard Doorways and into elevators easily Metal Frame & Industrial Strength Structural Foam Construction.



TR 4612BK
Laundry & Waste Tilt Cart



TR 4710BK / TR4711BK

Code	Overall L x W x H mm	Load Capacity kg	Cubic Capacity m³
TR 4612BK	1457 x 683 x 861	200	0.4
TR 4710BK	965 x 660 x 715	135	0.2
TR 4711BK	1086 x 711 x 838	180	0.3

Trolley - Housekeeping Cart

A complete system solution for housekeeping in the hospitality industry featuring commercial grade moulded construction with 200mm non-marking wheels and locking brakes.



TR 5021BK



TR 5022BK

Code	Overall L x W x H mm	Wheels	Description
TR 5021BK	1524 x 559 x 1270	4 x 200mm wheels	Housekeeping Cart
TR 5022BK	1524 x 559 x 1270	4 x 200mm wheels	Housekeeping Cart with Doors

Trolley - Housekeeping Cart

A complete system solution for housekeeping in the hospitality industry featuring commercial grade moulded construction with 200mm non-marking wheels and locking brakes.



TR 5023BK

Code	Overall L x W x H mm	Wheels	Description
TR 5023BK	1524 x 559 x 1710	4 x 200mm wheels	Cart with Doors & Hood

Trolley - Housekeeping Cart

A complete system solution for housekeeping in the hospitality industry featuring commercial grade moulded construction with 200mm non-marking wheels and locking brakes.



TR 5031BK/TR 5051BK

Code	Overall L x W x H mm	Wheels
TR 5031BK	1240 x 559 x 1230	4 x 200mm wheels
TR 5051BK	1024 x 510 x 1090	4 x 180mm wheels

Trolley - Linen Trolley

- ✓ Durable, Light Weight and Easy to Control.
- ✓ High Quality Vinyl Bag.
- ✓ Folds to Make Storage and Transport Easier.



TR 5041/TR 5042

Code	Overall L x W x H mm	Load Capacity Litre
TR 5041	705 x 635 x 876	170
TR 5042	940 x 660 x 1010	340

Trolley - Big Bin Reflex

Tough and durable moulded plastic bins complete with a durable hot dip galvanised frame mounted on a selection of light and medium duty castors. Ideal for linen, laundry or waste removal in a variety of industries including healthcare and hospitality.

Optional bolt-on galvanised push handles are available on several models as indicated. Optional bin lids are similarly indicated.

Some models are also compatible with the BINSERT which can dramatically reduce the risk of spinal injury associated with unloading and loading your trolleys.



Drop a BINSERT
into your trolley
and STOP
BENDING!

REFLEX EQUIP
since 1972
Industry knowledge ... with advice you can trust

Code	Bin	Capacity litre	Bin Internal L x W x H mm	Unit Overall L x W x H mm **	Wheel Config*	Bin Colour	Bolted Handle Code	Lid Code	Binsert Compatible
RE TD LBM130A	M130	130	680 x 440 x 525	725 x 495 x 661	L14	Natural	RE TD PH21G	RE M130LNAT	-
RE TD LBM130B	M130	130	680 x 440 x 525	725 x 495 x 690	L33	Natural	RE TD PH21G	RE M130LNAT	-
RE TD LBM130B1	M130	130	680 x 440 x 525	725 x 495 x 690	L33	Black	RE TD PH21G	RE M130LBLA	-
RE TD LBM130B2	M130	130	680 x 440 x 525	725 x 495 x 690	L33	Blue	RE TD PH21G	RE M130LBLU	-
RE TD LBR160A	R160	160	600 x 600 x 440	690 X 690 X 625	L14	Natural	-	DX R160LID	-
RE TD LBR160B	R160	160	600 x 600 x 440	690 X 690 X 655	L33	Natural	-	DX R160LID	-
RE TD LBR160B1	R160	160	600 x 600 x 440	690 X 690 X 655	L33	Black	-	DX R160LID	-
RE TD LBM170A	M170	170	680 x 440 x 675	725 x 495 x 811	L14	Natural	RE TD PH21G	RE M130LNAT	-
RE TD LBM170B	M170	170	680 x 440 x 675	725 x 495 x 840	L33	Natural	RE TD PH21G	RE M130LNAT	-
RE TD LBM170B1	M170	170	680 x 440 x 675	725 x 495 x 840	L33	Black	RE TD PH21G	RE M130LBLA	-
RE TD LBM170B2	M170	170	680 x 440 x 675	725 x 495 x 840	L33	Blue	RE TD PH21G	RE M130LBLU	-
RE TD LBM180B	M180	180	815 x 502 x 520	880 x 560 x 765	L33	Natural	RE TD PH20G	RE M180LNAT	Y
RE TD LBM180B1	M180	180	815 x 502 x 520	880 x 560 x 765	L33	Black	RE TD PH20G	RE M180LBLA	Y
RE TD LBM180B2	M180	180	815 x 502 x 520	880 x 560 x 765	L33	Blue	RE TD PH20G	RE M180LBLU	Y
RE TD LBTA1216	TA1216	250	1030 x 505 x 520	1185 x 665 x 710	L33	Natural	-	-	Y
RE TD LBM322	M322	320	900 x 600 x 615	1005 x 710 x 780	L33	Natural	RE TD PH22G	RE M322LNAT	Y
RE TD LBM3221	M322	320	900 x 600 x 615	1005 x 710 x 780	L33	Black	RE TD PH22G	RE M322LBLA	Y
RE TD LBM3222	M322	320	900 x 600 x 615	1005 x 710 x 780	L33	Blue	RE TD PH22G	RE M322LBLU	Y
RE TD MBM322	M322	320	900 x 600 x 615	1005 x 710 x 837	M64	Natural	RE TD PH22G	RE M322LNAT	Y
RE TD MBM3221	M322	320	900 x 600 x 615	1005 x 710 x 837	M64	Black	RE TD PH22G	RE M322LBLA	Y
RE TD MBM3222	M322	320	900 x 600 x 615	1005 x 710 x 837	M64	Blue	RE TD PH22G	RE M322LBLU	Y
RE TD LBR340B	R340/915	340	590 x 590 x 900	670 X670 X 1080	L33	Natural	-	DX R160LID	-
RE TD LBR340B1	R340/915	340	590 x 590 x 900	670 X 670 X 1080	L33	Black	-	DX R160LID	-
RE TD LBM422	M422	450	1240 x 615 x 650	1380 x 770 x 815	L33	Natural	RE TD PH22G	RE M422LNAT	Y
RE TD LBM4221	M422	450	1240 x 615 x 650	1380 x 770 x 815	L33	Black	RE TD PH22G	RE M422LBLA	Y
RE TD LBM4222	M422	450	1240 x 615 x 650	1380 x 770 x 815	L33	Blue	RE TD PH22G	RE M422LBLU	Y
RE TD MBM422A	M422	450	1240 x 615 x 650	1380 x 770 x 872	M64	Natural	RE TD PH22G	RE M422LNAT	Y
RE TD MBM422A1	M422	450	1240 x 615 x 650	1380 x 770 x 872	M64	Black	RE TD PH22G	RE M422LBLA	Y
RE TD MBM422A2	M422	450	1240 x 615 x 650	1380 x 770 x 872	M64	Blue	RE TD PH22G	RE M422LBLU	Y
RE TD LBM500	M500	500**	1100 x 720 x 740	1190 x 830 x 905	L33	Natural	-	-	-
RE TD LBM5001	M500	500**	1100 x 720 x 740	1190 x 830 x 905	L33	Black	-	-	-
RE TD LBM5002	M500	500**	1100 x 720 x 740	1190 x 830 x 905	L33	Blue	-	-	-
RE TD MBM500	M500	500**	1100 x 720 x 740	1190 x 830 x 962	M64	Natural	-	-	-
RE TD MBM5001	M500	500**	1100 x 720 x 740	1190 x 830 x 962	M64	Black	-	-	-
RE TD MBM5002	M500	500**	1100 x 720 x 740	1190 x 830 x 962	M64	Blue	-	-	-
RE TD LBM600	M600	600	1200 x 700 x 770	1355 x 860 x 935	L33	Natural	RE TD PH23G	-	Y
RE TD LBM6001	M600	600	1200 x 700 x 770	1355 x 860 x 935	L33	Black	RE TD PH23G	-	Y
RE TD LBM6002	M600	600	1200 x 700 x 770	1355 x 860 x 935	L33	Blue	RE TD PH23G	-	Y
RE TD MBM600	M600	600	1200 x 700 x 770	1355 x 860 x 992	M64	Natural	RE TD PH23G	-	Y
RE TD MBM6001	M600	600	1200 x 700 x 770	1355 x 860 x 992	M64	Black	RE TD PH23G	-	Y
RE TD MBM6002	M600	600	1200 x 700 x 770	1355 x 860 x 992	M64	Blue	RE TD PH23G	-	Y
RE TD MBE79A	E79	1000	1830 x 760 x 790	1950 x 890 x 1062	M69	Natural	-	-	-
RE TD MBE79A1	E79	1000	1830 x 760 x 790	1950 x 890 x 1062	M69	Black	-	-	-
** Excludes Bolted Handle									
Wheel Config*	L14 : 4 wheels - 75mm Nylon all swivel L33 : 4 wheels - 100mm Nylon all swivel					M64 : 4 wheels - 150 mm Rubber 2 fixed 2 swivel M69 : 4 wheels - 200 mm Rubber 2 fixed 2 swivel			
** This is a tapered bin. Base measurement is 960mm x 580mm									

Trolley - Big Bin Reflex



M500 Tapered Bin Trolley



M180 Bin Trolley



M322 Bin Trolley



M422 Bin & Trolley

M322 Bin & Trolley



R340/915 Bin Trolley

R160 Bin Trolley

M170 Bin Trolley

Binsert

By keeping the load at around the correct working height, BINSERT can dramatically reduce the risk of spinal injury associated with unloading and loading your trolleys.

BINSERT is spring actuated and automatically descends as the load increases and ascends as the load lessens.

- ✓ Stop fatigue
- ✓ Reduce injury
- ✓ Increase productivity
- ✓ Easily cleaned
- ✓ Convert your existing trolley or buy complete unit



Cut-a-way view of BINSERT mechanism

Trolley- Big Bin Push Handle - Reflex

Bolt-on Push Handles are an optional addition to your Reflex Big Bin Trolley.

Available in galvanised finish.



Bolt-on Push Handles

Code	Suits Bin Trolley	Finish
RE TD PH21G	Reflex 130 litre and 170 litre	Galvanised
RE TD PH20G	Reflex 180 litre	Galvanised
RE TD PH22G	Reflex 320 litre and 450 litre	Galvanised
RE TD PH23G	Reflex 600 litre	Galvanised

BINSERT compatible bins are indicated by a "Y" in the Big Bin Trolley tables.

Note: There are 5 spring capacity options; 25kg, 50kg, 70kg, 100kg and 150kg.

Handtruck - Megatruck - Straight Back

Powder coated, medium duty handtruck. Ideal for couriers or suitable for general use in warehouses, factories and offices. Large 250mm diameter ball bearing wheels are ideal for rougher ground, steps, gutters, etc.. and are available with solid rubber or pneumatic tyres. Smaller 200mm wheels are more suited to single level operation without steps, gutters, etc.. The six wheel stair climber set-up is ideal for constant stair use.



RE H12M-1

RE H12M-5C

RE H12T-SCA2

Code	Toe Size W x D mm	Height mm	Wheel mm	Wheel Type
RE H12M-1	355 x 230	1230	250	Solid Rubber
RE H12M-5C	355 x 230	1230	250	Pneumatic
RE H12T-SCA2	355 x 230	1230	Solid 6 wheel stair climber setup	

Handtruck - Megatruck - 'P' Handle

Top quality, heavy duty hand truck ideal for shop, warehouse, office, home use, or factory. The "P" handle leaves a hand free for opening and closing doors and steadying the load.



RE H17-5C

Code	Toe Size W x D mm	Height mm	Wheel mm	Wheel Type
RE H17-1	355 x 230	1240	250	Solid Rubber
RE H17-5C	355 x 230	1240	250	Pneumatic

Handtruck - Megatruck - Large Toe Plate

For carrying those extra large loads these heavy duty, general purpose handtrucks have extra large (500W x 430mmD) toe plates fitted.



RE H15-5C

Code	Toe Size W x D mm	Height mm	Wheel mm	Wheel Type
RE H15-1	500 x 430	1230	250	Solid Rubber
RE H15-5C	500 x 430	1230	250	Pneumatic

Handtruck - Megatruck - Carton

A robust handtruck designed for moving maximum height stacks of drink cartons. Has a lay-back design for ease of use.



250mm Diameter Pneumatic wheels offer the best ride over rough ground, gutters and stairs.

Code	Toe Size W x D mm	Height mm	Wheel mm	Wheel Type
RE H13-1	520 x 175	1345	250	Solid Rubber
RE H13-5C	520 x 175	1345	250	Pneumatic

5 YEAR WARRANTY COVERAGE

COVERS REFLEX MANUFACTURED TROLLEYS AND HAND TRUCKS AGAINST DEFECTS IN MATERIALS OR WORKMANSHIP FOR A PERIOD OF 5 YEARS FROM THE DATE OF PURCHASE



REFLEX EQUIP
since 1972

WHEEL REFERENCE CHART FOR HANDTRUCKS

Below is a list of wheel configuration 'suffixes' that form part of the code for Reflex handtrucks. eg. RE H12M-5C is a:

Straight back MegaTruck with 250mm Medium duty, pneumatic wheel, non-precision bearings.

-1	2 x 250mm Medium duty, solid rubber tyred wheel, precision bearings
-5C	2 x 250mm Medium duty, pneumatic wheel, non-precision bearings
-SCA2	Stairclimber assembly, 150mm solid rubber tyred wheel, roller bearings

Handtruck - Megatruck - Appliance

General purpose, mid-sized appliance handtruck suitable for handling washing machines, stoves and smaller refrigerators. Also available as a stair climber model.




TS HT4P

TS HT4A

Code	Toe Size W x D mm	Height mm	Wheel mm	Wheel Type
TS HT4P	455 x 185	1235	250	Puncture Proof
TS HT4A	455 x 185	1235	6 wheel stair climber setup	
RC 11-9001	Optional strap and ratchet unit			

Handtruck - Refrigerator

Rugged handtruck designed for handling refrigerators and similar tall items. Fully welded frame gives maximum strength and longevity.



Code	Toe Size W x D mm	Height mm	Wheel mm	Wheel Type
TS HT5P	455 x 185	1540	250	Pneumatic
RC 11-9001	Optional strap and ratchet unit			

Handtruck - Refrigerator - Stair Climber

Rugged handtruck designed for handling refrigerators and similar tall items. Features Stair climber wheels for traversing stairs.



RC 11-9001

Code	Toe Size W x D mm	Height mm	Wheel mm	Wheel Type
TS HT5A	425 x 200	1540	6 wheel stair climber setup	
RC 11-9001	Optional strap and ratchet unit			

Handtruck - Drum

This powder coated, heavy duty handtruck is designed to transport 200 litre (44 gallon) drums. Equipped with a safety chain for improved safety. The large 250mm diameter wheels on this hand truck are ideal for rougher ground, steps, gutters and the like.



Code	Toe Size W x D mm	Height mm	Wheel mm	Wheel Type
TS HTMP	455 x 195	1235	250	Pneumatic

Handtruck - Box 'N' Bag - Industrial Trolley

Powder Coated Structural Steel. 1290 x 370mm Frame Size. Multi Grip Loop Handle. The Load Support System provides full height, flat surface RHS frame for secure support of double box stacks. Suitable for heavy loads of boxed & bagged products.

Puncture - Proof Wheels Available



TOE-TO-TOE TP450

Optional Extra

- ✓ 450 x 450mm.
- ✓ Extends the base of your trolley to give a larger surface area toe plate.



i Load Capacity 300kg

Code	Trolley H x W mm	Base Plat L x W x H mm	Wheel Type
TS SF300	1290 x 370mm	430 x 240 x 9mm	260mm
Option Extra	Toe-To-Toe: TP450 450 x 450mm		

Handtruck - All Rounder - Industrial Trolley

Powder Coated Structural Steel. Ergonomic Hand Grips. 1400 x 370mm Frame Size. Suitable as a Multi Purpose Trolley. Excellent for heavy drums, barrels, tubs, gas cylinders, garden ornaments, car & truck parts, paint cans, appliances & large boxed goods.

Puncture - Proof Wheels Available



TOE-TO-TOE TP450 Optional Extra

- ✓ 450 x 450mm.
- ✓ Extends the base of your trolley to give a larger surface area toe plate.

i Load Capacity 300kg

Code	Trolley H x W mm	Base Plat L x W x H mm	Wheel Type
TS TH300	1400 x 370mm	430 x 240 x 9mm	260mm
Option Extra	Toe-To-Toe: TP450 450 x 450mm		

Handtruck - Super Mover - Industrial Trolley

Powder Coated Structural Steel. Two Hand Grip Levels. 1560 x 430mm Frame Size. Flat Load Support System Ratchet Strap can be fitted. Tall & strong trolley suitable for safely moving big fridges, freezers, ATM machines, game machines, stacks of tyres, large hot water cylinders, heavy gas cylinders & furniture.

Puncture - Proof Wheels Available



TOE-TO-TOE TP450 Optional Extra

- ✓ 450 x 450mm.
- ✓ Extends the base of your trolley to give a larger surface area toe plate.

i Load Capacity 300kg

Code	Trolley H x W mm	Base Plat L x W x H mm	Wheel Type
TS DL1600C	1560 x 430mm	430 x 240 x 9mm	320mm Puncture - Proof Wheels
Option Extra	Toe-To-Toe: TP450 450 x 450mm		

Handtruck - Dual Purpose Aluminium

The Gemini Jr. Dual Purpose Hand Truck easily converts from an upright hand truck to a flatbed platform trolley in seconds. Capacity as a hand truck is 226 kilograms and 453 kilograms when used as a platform trolley. Available with 250mm pneumatic or 250mm semi-pneumatic (foam filled) wheels.



Code	Trolley H x W mm	Platform L x W mm	Wheel Type
SY HTC101	1190 x 520	900 x 305	250mm Pneumatic
SY HTC102	1450 x 520	1300 x 305	250mm Pneumatic

Handtruck - Ruxxac-Cart

A light-weight folding handtruck with a high load capacity of 125kg* but weighs just 5.4kg. Large wheels are fitted with puncture proof tyres and extend automatically when the toe plate is lowered.

With an easy to use elastic tie down system the Ruxxac Cart is ideal for sales representatives, repair personnel and couriers looking for a lightweight, easily stowed hand truck. Available in two toe sizes.



Code	Folded H x W x Thick mm	Open H x W x D mm
PR RUXXACBUS	680 x 490 x 55	1030 x 490 x 250
PR RUXXACBUSXL	735 x 490 x 55	1030 x 490 x 410

Handtruck - Solicitors

Features a professional looking chrome finish with hinged shelves and a combination of 200mm wheels and 75mm swivel castors.

It is the ideal hand truck to be used by solicitors and barristers as a Document Hand Truck to transport files, documents and reference books between offices and court rooms.

An optional rain cover to suit is available.



Code	L x W x H mm	Load Capacity kg	Wheel mm	Wheel Type
TS UPFT2	500 x 465 x 1100	120	200	Pneumatic

Handtruck - Chair Mover

Custom made from tubular steel this chair moving trolley is not only strong but also light weight.

Ideal for moving most stacking chairs safely, this compact chair moving trolley is ideal for use by conference centres, schools, hire companies, hospitals and event companies. Depending on what style of chairs you intend to carry, this trolley can take 5-10 chairs.



Code	Dimensions mm	Load Capacity kg
SY HT67	520 X 1560mm	-
TS CST	330 x 450mm (1st Level)	100

Handtruck - Keg Mover

The Multi Keg Mover is a very sensible solution to transporting a wide range of kegs throughout delivery docks and other parts of the premises. Two height adjustments that suit the most common keg shapes (Becks, McWilliams Wines, Tooheys and Carlton).

Available with 250mm solid rubber or pneumatic wheels.



Code	Width mm	Height mm	Wheel mm	Wheel Type
SY HTKEG-5C	540	1170	250	Pneumatic

Handtruck - Megatruck - Oxygen Bottle

Epoxy finished, compact handtrucks for oxygen cylinders. 150mm diameter rubber wheels. Ideal for hospitals or other healthcare facilities.



Code	Cylinder Type	Height mm	Height to :
GL AX528	Suits 'G' & 'E' size	980	680mm to chain
GL AX546	Suits 'D' size	950	380mm to chain
GL AX537	Suits 'C' size	990	310 to top of cage

Handtruck - Oxygen and Acetylene Cylinder

The TGC2 2 Cylinder Gas Bottle Trolley is a craneable trolley designed to carry one type "G" Oxygen and one type "G" Acetylene gas cylinder.

Complete with an internal loadbinder to securely fasten both cylinders.

Fitted with handles and two 400mm diameter air inflated rubber wheels, this cage can be transported manually with push handles, by forklift using the fork pockets or by crane with the certified lifting sling provided.

The TGC4 4 Cylinder Gas Cylinder Trolley is a craneable trolley designed to carry two type "G" Oxygen and two type "G" Acetylene gas cylinders.

Fitted with two 150mm diameter swivel castors and two fixed castors the trolley can be transported manually, by forklift using the fork pockets, or by crane using the lifting eye provided. Supplied with handy removable ramp and a fire extinguisher for optimum safety.



EW TGC2



EW TGC4

Code	Capacity	SWL kg	Fork Pockets mm	Wheels
EW TGC2	2 x Cylinders	250	165 x 45	2 x 400mm Pneumatic
EW TGC4	4 x Cylinders	500	150 x 85	4 x 150mm Castors

Powered Truck - Powered Trolley Cart

Flat deck electric drive. Single Handle - Large Deck Size. Powerful 400W motor.



TS HG103



TS HG105



TS HG116



TS HG116B

Code	Capacity kg	Dimensions L x W x H mm	Deck Size mm	Motor W	Battery v/Ah	Speed km/h	Table Height Range (Min-Max)mm	Weight kg
TS HG103	500kg	1455 x 630 x 1080mm	1280 x 630mm	400W	2 x 12V/33Ah	3 - 7km/h	-	98kg
TS HG105	500kg	1455 x 630 x 1080mm	1280 x 630mm	400W	2 x 12V/33Ah	3 - 7km/h	-	113kg
TS HG116	400kg	1340 x 600 x 1100mm	1100 x 600mm	800W/400W	2 x 12V/33Ah	-	430 - 1600mm	234kg
TS HG116B	400kg	1340 x 600 x 1100mm	1100 x 600mm	800W/400W	2 x 12V/33Ah	-	430 - 1600mm	234kg

Dolly - Plastic Dolly

Australian Made. Standard colour Blue. Food Grade Plastic. Other colours available POA.

Suits NA IH323 Bread Crate



Dolly - Plastic Dolly

Australian Made. Standard colour Blue. Food Grade Plastic. Other colours available POA.

Suits NA IH066 Fish Crate



Code	Load Capacity kg	Deck L x W mm	Wheel Config*
TS PD323	140kg	620 x 710mm	100mm
Suit		NA IH323 Bread Crate	

Code	Load Capacity kg	Deck L x W mm	Wheel Config*
TS RM74DY	140kg	710 x 450mm	100mm
Suit		NA IH066 Fish Crate	

Dolly - Plastic Dolly

Food Grade Plastic. Temperature Rating to - 20°C to 60°C. Standard colours are Yellow, Blue & White. Other colours available POA. Suits Crate NA IH060, NA IH051 & NA IH078 (Sold Separately).

Suits NA IH060, NA IH051, NA IH078 & NA IH315/310 Stack & Nest Tubs



Code	Dimensions mm	Load Capacity	Wheel Config*
TS10PD	620 x 400mm	150kg	100mm
Colour	BL ■ WH ■ YE ■		

Dolly - Polymer Deck

Equipped with a Polymer 600mm x 450mm deck, this versatile, mobile platform is ideal for moving light to medium loads, such as cabinets, desks and other furnishings.



Code	Overall L x W x H mm	Wheel Config*
RE TD26045 L73	600 x 450 x 154mm	L73
*Wheel Config	L73 : 4 wheels - 100mm Urethane all swivel	

Dolly - Desk Dolly

Versatile, mobile platform for moving light to medium loads, such as cabinets, desks and other office furnishings. Features rubber matted 800 x 600mm Polymer deck.



Code	Overall H mm	Deck L x W x H mm	Wheel Config*
RE TD800600L72	800 x 600 x 154mm	800 x 600 x 154mm	L72
*Wheel Config	L72 : 4 wheels - 100mm Urethane all swivel		

Dolly - Piano Trolley

Heavy duty trolley purpose built for the movement of pianos or furniture items.

Features powder coat finish with 250mm Pneumatic Wheels. Solid 200mm Rubber Wheels optional available.



Code	L x W mm	Capacity kg	Wheel Config
TS TSPTP	860 x 500mm	450kg	4 x 250mm Pneumatic

Dolly - Pack Material

Unique design to suit the manual movement of packs of material. Timber, steel or aluminium tube or sections, plastic pipe. Hand load or place and remove load by forklift. Robust steel tube construction has a powdercoat finish. Standard with six wheel configuration for maximum manoeuvrability.



Code	Overall L x W x H mm	Wheel Config*
RE TMPZ6R M24	1200 x 600 x 735mm	M24
*Wheel Config	M24: 6 wheels - 2 x 200mm centre rubber & 4 x 75mm nylon on corners	



Contact Reflexequip today for expert advice on the right Flat Bed Dolly for your particular application. We are proud suppliers of Dollies in Australia.

Call 1300 774 872 to discuss your requirements. Or find us on www.reflexequip.com.au

Dolly - Angle Frame

Sturdy hot dip galvanised steel angle frames available in a wide variety of sizes with several wheel options.

Special sizes can be made to order.

REFLEX EQUIP
since 1972
Industry knowledge ... with advice you can trust



RE TD L01GFL35



RE TD L20GFL33



RE TD L21GFL14



RE TD L22GFL33

Code	L x W (internal) x H mm	Wheel *	Suits Bin
RE TD L01GFL14	585 x 355 x 145mm	L14	#7/10/15 BINS
RE TD L01GFL35	585 x 355 x 106mm	L35	#7/10/15 BINS
RE TD L02GFL14	547 x 348 x 145mm	L14	SERIES 2000 BINS
RE TD L02GFL35	547 x 348 x 106mm	L35	SERIES 2000 BINS
RE TD L08GFL14	660 x 390 x 145mm	L14	#12 BIN (NA IH066)
RE TD L20GFL33	827 x 540 x 202mm	L33	RE M180 BIN
RE TD L21GFL14	680 x 450 x 172mm	L14	RE M130/M170 BIN
RE TD L21GFL33	680 x 450 x 202mm	L33	RE M130/M170 BIN
RE TD L22GFL33	910 x 607 x 212mm	L33	RE M322 BIN(LTE DUTY)
RE TD M22GFM64	910 x 607 x 266mm	M64	RE M322(MED DUTY)
RE TD L23GFL33	1249 x 627 x 212mm	L33	RE M422 BIN (LTE DUTY)
RE TD M23GFM64	1249 x 627 x 266mm	M64	RE M422 BIN (MED DUTY)
RE TD L24GFL14	610 x 610 x 182mm	L14	DX R160 BIN
RE TD L24GFL33	610x 610 x 212mm	L33	DX R160 BIN
RE TD L25GFL14	620 x 620 x 182mm	L14	DX R340/915 BIN
RE TD L25GFL33	620x 620 x 212mm	L33	DX R340/915 BIN
RE TD L31GFL33	985 x 615 x 227mm	L33	M500 BIN (LIGHT DUTY)
RE TD M31GFM64	985 x 615 x 281mm	M64	RE M500 BIN (MED DUTY)
RE TD L33G L33	1220x 715 x 212mm	L33	RE M600 BIN (LT DUTY)
RE TD M33GFM64	1220 x 715 x 266mm	M64	RE M600 BIN (MED DUTY)
*Wheel Config	L35 : 4 wheels - 50mm Nylon all swivel L14 : 4 wheels - 75mm Nylon all swivel L33 : 4 wheels - 100mm Nylon all swivel M64 : 4 wheels - 150 mm Rubber 2 fixed 2 swivel		

Trolley - Linen Skip - Stainless Steel - Single

This stainless steel linen skip is ideal for healthcare environments and is available with or without a foot operated acrylic lid.



AC 758001
Single Linen Skip



AC 758201
Single Linen Skip with Lid

Code	Lid	Length mm	Width mm	Height mm	Castors mm
AC 758001	No	540	380	850	4 x 75
AC 758201	Yes	540	380	850	4 x 75

Trolley - Linen Skip - Stainless Steel - Double

This double stainless steel linen skip is ideal for healthcare environments and is available with or without a foot operated acrylic lid.



AC 758051
Double Linen Skip



AC 758251
Double Linen Skip with Lid

Code	Lid	Length mm	Width mm	Height mm	Castors mm
AC 758051	No	540	780	850	4 x 75
AC 758251	Yes	540	780	850	4 x 75

Trolley - Linen Skip - Stainless Steel - Triple

This triple stainless steel linen skip is ideal for healthcare environments and is supplied with foot operated white acrylic lids. Optional Coloured ID strips are available.



Triple Skip shown with Optional
Coloured Tags Sold Separately

Code	Lid	Length mm	Width mm	Height mm	Castors mm
AC 758301	White	1170	540	850	4 x 75
AC 758320	Optional Coloured Tags Sold Separately				
Add to code: BL GR PU RE YE eg. Blue tag = AC 758320BL					

Trolley - Linen - Soiled Linen Bag

Soiled linen bags made from durable material for our linen skips. Ideal for colour coding soiled linen.



Code	Colour	Code	Colour
AC 752306	White	AC 752316	Red
AC 752326	Blue	AC 752336	Yellow
AC 752346	Green		

Skate - Load Skates

Maintenance Free. Rubber surface for protection and stability of goods.
Low profile design. Rugged and Stable.



Code	Load Capacity Tonne	Skate Size mm	Wheel	Load Wheels
TS FY02	2Tonne	270 x 120 x 110mm	75mm	2
TS FW06	6Tonne	395 x 330 x 101mm	75mm	6

Skate - Load Skates 3 Tonne

Steerable skate with handle. Platform swivels on a thrust bearing.
Large surface area wheels for extra stability.



Code	Load Capacity	Skate Size mm	Wheel Size mm	Load Wheels
TS SFW03	3Tonne	305 x 231 x 108mm	86 x 90mm	4

Accessories - ABD150 Corner Movers

Pressed Steel Construction. Low Level Corner Skates to assist with moving awkward rectangular loads. Ball Bearing Castors.

Corner Mover

- ✓ Pressed Steel Construction.
- ✓ 8kg Net Weight.
- ✓ Ball Bearing Castors.
- ✓ Low Height for Stability.



i Load Capacity 150kg



Code	Frame	Load Height mm	Overall Size mm	Castors mm
TS ABD150	Steel	15mm	366 x 204 x 85mm	50 x 20mm

Skate - Roller Load Skates

Maintenance Free. Roller wheels for added traction. Rubber top for stability. Rotating or fixed top. Heavy duty polyurethane wheels.
Optional Handle Available.



AQ-R20 Roller Size

- ✓ 24 x 84mm.



AQ-R30 Roller Size

- ✓ 30 x 102mm.


Code	Load Capacity	Skate Size mm	Top	Rollers
TS AQ-R20	10Tonne	247 x 146 x 133mm	Swivel Locking Padded	14
TS AQ-R30	15Tonne	324 x 165 x 130mm	Swivel Locking Padded	16

Skate - Load Skates 4 Tonne

Optional Handle Available. Rubber top for stability. Heavy duty polyurethane wheels.



CTA4



CTA6



Code	Load Capacity Tonne	Skate Size mm	Wheel Size mm	Load Wheels
TS CTA4	4 Tonne	300 x 222 x 110	75	4
TS CTA6	6 Tonne	400 x 222 x 110	75	6

2

CASTORS & WHEELS


Castors ----- 34

Stainless Castors ----- 40

High & Low Temperature Castors ----- 41

Wheels ----- 42

Accessories ----- 44

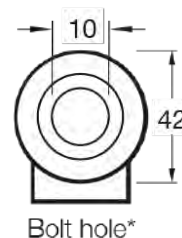
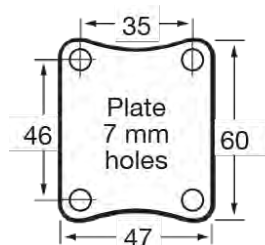




Castor "L" Series 30kg

The quality standard

- ✓ 3 year warranty
- ✓ Nickel coated finish
- ✓ Twin ball race
- ✓ Bolt hole castors supplied with axle nut & bolt (plate mounted are riveted)
- ✓ Pintle available (sold separately, not factory fitted)



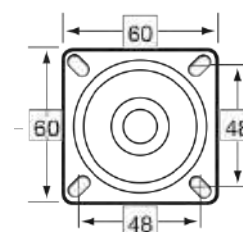
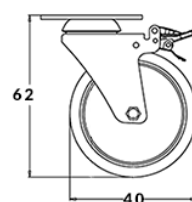
Tyre Material	Capacity	Diameter x Width mm	Plate Swivel	Plate Wheel Brake	Plate Fixed	Bolt Hole Swivel	Bolt Hole Wheel Brake
TPE	30	50 x 20	FA LJP50LKP	FA LJP50LKPBR	FA LJP50LKf	FA LJP50LKH	FA LJP50LKHBR
Nylon	30	50 x 20	FA LNN50LKP	FA LNN50LKPBR	FA LNN50LKf	FA LNN50LKH	FA LNN50LKHBR



Castor "N" Series 90kg

The quality standard

- ✓ 5 year warranty on fork
- ✓ 3 year warranty on wheel
- ✓ White nylon wheels in zinc plated forks, Chicago screw axles, with or without wheel brake
- ✓ Ultra-low mount height for heavy furniture and refrigerators



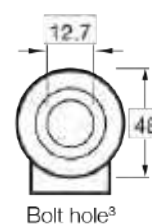
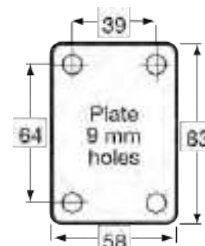
Tyre Material	Max Load kg	Diameter x Width mm	Hub x bore mm	Mount height mm	Turning radius mm	Plate Swivel	Plate Wheel Brake
White Nylon	90	40 x 44	53 x 6	62	71	FA NNN40NZP	-
	90	40 x 44	53 x 6	62	71	-	FA NNN40NZPBR



Castor "K" Series 50-100kg

The quality standard

- ✓ 5 year warranty on fork
- ✓ 3 year warranty on wheel
- ✓ CoreCoat™ lacquer provides 3 times the Australian Standard for corrosion protection (150hr salt spray)
- ✓ Excellent design and performance



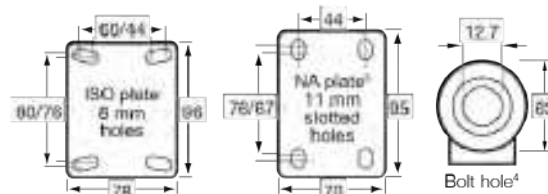
Tyre Material	Capacity	Diameter x Width mm	Plate Swivel	Plate Wheel Brake	Plate Fixed	Bolt Hole Swivel	Bolt Hole Wheel Brake
Grey rubber	50	65x23	FA KSA65KZP	FA KSA65KZPB	FA KSA65KZF	FA KSA65KZH	FA KSA65KZHB
	50	75x23	FA KSA75KZP	FA KSA75KZPB	FA KSA75KZF	FA KSA75KZH	FA KSA75KZHB
Nylon	50	65x23	FA KNN65KZP	FA KNN65KZPB	FA KNN65KZF	FA KNN65KZH	FA KNN65KZHB
	65	75x23	FA KNN75KZP	FA KNN75KZPB	FA KNN75KZF	FA KNN75KZH	FA KNN75KZHB
	70	100x23	FA KNN100KZP	FA KNN100KZPB	FA KNN100KZF	FA KNN100KZH	FA KNN100KZHB
TPE	75	75x23	FA KJQ75GKZP	FA KJQ75GKZPB	FA KJQ75GKZF	FA KJQ75GKZH	FA KJQ75GKZHB
	100	100x23	FA KJQ100GKZP	FA KJQ100GKZPB	FA KJQ100GKZF	FA KJQ100GKZH	FA KJQ100GKZHB



Castor "M" Series 85-200kg

The quality standard

- ✓ 5 year warranty on fork
- ✓ 3 year warranty on wheel
- ✓ CoreCoat™ lacquer provides 3 times the Australian Standard for corrosion protection
- ✓ Excellent design & performance



Note: Codes shown are for North American plate style. For ISO plate style remove "N" from applicable code. Eg. STQ100GMZPNT becomes STQ100GMZPT

Tyre Material	Capacity	Diameter x Width mm	Plate Swivel	Plate Wheel Brake	Plate Fixed	Bolt Hole Swivel	Bolt Hole Wheel Brake
Blue Hi Res	85	75x33	FA CBQ75GMZPN	FA CBQ75GMZPNB	FA CBQ75GMZFN	FA CBQ75GMZH	FA CBQ75GMZHTB
	100	100x33	FA CBQ100GMZPN	FA CBQ100GMZPNB	FA CBQ100GMZFN	FA CBQ100GMZH	FA CBQ100GMZHTB
	100	125x33	FA CBQ125GMZPN	FA CBQ125GMZPNB	FA CBQ125GMZFN	FA CBQ125GMZH	FA CBQ125GMZHTB
Grey rubber	100	75 x 32	FA STQ75GMZPN	FA STQ75GMZPNB	FA STQ75GMZFN	FA STQ75GMZH	FA STQ75GMZHTB
	100	100 x 32	FA STQ100GMZPN	FA STQ100GMZPNB	FA STQ100GMZFN	FA STQ100GMZH	FA STQ100GMZHB
	100	125 x 32	FA STQ125GMZPN	FA STQ125GMZPNB	FA STQ125GMZFN	FA STQ125GMZH	FA STQ125GMZHB
Blue Hi Res	140	100 x 32	FA MBQ100GMZPN	FA MBQ100GMZPNB	FA MBQ100GMZFN	FA MBQ100GMZH	FA MBQ100GMZHB
	150	125 x 32	FA MBQ125GMZPN	FA MBQ125GMZPNB	FA MBQ125GMZFN	FA MBQ125GMZH	FA MBQ125GMZHB
Nylon	150	75 x 32	FA MNN75MZPN	FA MNN75MZPNB	FA MNN75MZFN	FA MNN75MZH	FA MNN75MZHB
	150	100 x 32	FA MNN100MZPN	FA MNN100MZPNB	FA MNN100MZFN	FA MNN100MZH	FA MNN100MZHB
	150	125 x 32	FA MNN125MZPN	FA MNN125MZPNB	FA MNN125MZFN	FA MNN125MZH	FA MNN125MZHB
Polyurethane	200	75 x 32	FA QUQ75GMZPN	FA MUQ75GMZPNB	FA MUQ75GMZFN	FA MUQ75GMZH	FA MUQ75GMZHB
	200	100 x 32	FA QUQ100GMZPN	FA MUQ100GMZPNB	FA MUQ100GMZFN	FA MUQ100GMZH	FA MUQ100GMZHB
	200	125 x 32	FA QUQ125GMZPN	FA MUQ125GMZPNB	FA MUQ125GMZFN	FA MUQ125GMZH	FA MUQ125GMZHB

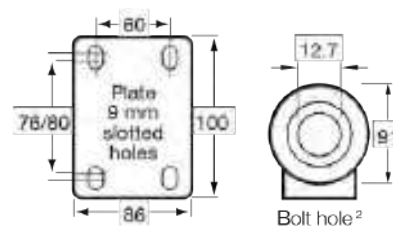
Note: Codes shown are for North American plate style. For ISO plate style remove "N" from applicable code. Eg. STQ100GMZPNT becomes STQ100GMZPT



Castor "J" Series 150-300kg

The quality standard

- ✓ 5 year warranty on fork
- ✓ 3 year warranty on wheel
- ✓ CoreCoat™ lacquer provides 3 times the Australian Standard for corrosion protection (150hr salt spray)
- ✓ Excellent design and performance



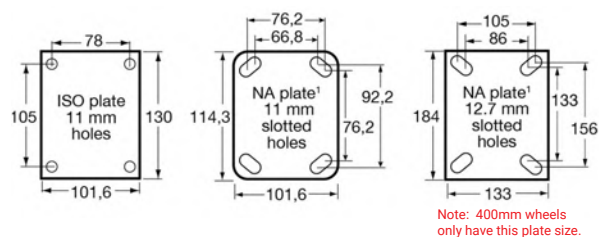
Tyre Material	Capacity	Diameter x Width mm	Plate Swivel	Plate Wheel Brake	Plate Fixed	Bolt Hole Swivel	Bolt Hole Wheel Brake
Blue Rubber	150	100 x 32	FA JBR100JZP	FA JBR100JZPB	FA JBR100JZF	FA JBR100JZH	FA JBR100JZHB
	180	125 x 35	FA JBR125JZP	FA JBR125JZPB	FA JBR125JZF	FA JBR125JZH	FA JBR125JZHB
PU	300	100 x 32	FA JUR100JZP	FA JUR100JZPB	FA JUR100JZF	FA JUR100JZH	FA JUR100JZHB
	300	125 x 38	FA JUR125JZP	FA JUR125JZPB	FA JUR125JZF	FA JUR125JZH	FA JUR125JZHB
Nylon	200	100 x 35	FA JNN100JZP	FA JNN100JZPB	FA JNN100JZF	FA JNN100JZH	FA JNN100JZHB
	200	125 x 35	FA JNN125JZP	FA JNN125JZPB	FA JNN125JZF	FA JNN125JZH	FA JNN125JZHB



Castor "Y" Series 50-200kg

The quality standard

- ✓ 1 year warranty
- ✓ CoreCoat™ lacquer provides 3 times the Australian Standard for corrosion protection (150hrs salt spray)
- ✓ Available with puncture-proof neoprene tyres on steel rims or traditional pneumatic neoprene tyres on steel or polypropylene rims, in non-marking Grey or black
- ✓ Swivel or fixed plate zinc plated forks
- ✓ Excellent design and performance



Note: Codes shown are for North American plate style. For ISO plate style remove "N" from applicable code.

Nominal Size	Mount height mm	Turning radius mm	Plate with Swivel	Fixed Plate, no Swivel
200	238	155	FA YZPN	FA YZFN (FA YZF fixed fork has no turning radius.)
250	250	200		
350	320	223		
400	490	328		

Note: Codes shown are for North American plate style. For ISO plate style remove "N" from applicable code

Steel Rim Wheels



FA YPRIB200
Puncture-proof grey tyre, precision bearing



FA YPLUG250/ FA YSLUG250
Puncture-proof or pneumatic black tyre, deep groove ball bearing



FA YPSTR350/ FA YSSTR350
Puncture-proof or pneumatic black tyre, deep groove ball bearing



FA YPKNO400/ FA YSKNO400
Puncture-proof or pneumatic black tyre, B deep groove ball bearing



FA YSHWY400
Pneumatic black tyre, Q ball precision bearing

Polypropylene Rim Wheels



FA YRIB200
Grey tyre, roller bearing



FA YLUG250
Black tyre, deep groove ball bearing



FA YLGG250
Grey tyre, deep groove ball bearing



FA YSTR350
Black tyre, precision bearing



FA YKNO400
Black tyre, B deep groove ball bearing

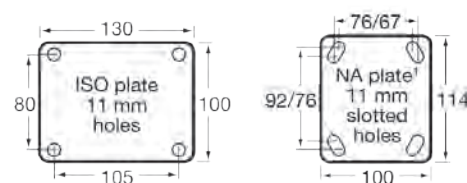
Wheel	Tyre Material	Max Load kg	Diameter x Width mm
FA YPRIB200	Puncture-proof	50	200 x 50
FA YPLUG250		75	220 x 54
FA YPSTR350		100	265 x 70
FA YPKNO400		120	400 x 100
FA YSLUG250		120	220 x 54
FA YSSTR350	Pneumatic, Steel	180	265 x 70
FA YSKNO400		220	400 x 100
FA YSHWY400		360	400 x 100
FA YRIB200		75	200 x 50
FA YLUG250	Pneumatic, Plastic	100	220 x 54
FA YLGG250		100	220 x 54
FA YSTR350		140	265 x 70
FA YKNO400		200	400 x 100



Castor "O" Series 300-500kg

The quality standard

- ✓ 5 year warranty on fork
- ✓ 3 year warranty on wheel
- ✓ CoreCoat™ lacquer provides 3 times the Australian Standard for corrosion protection (150hr salt spray)
- ✓ Excellent design and performance



Note: Codes shown are for North American plate style. For ISO plate style remove "N" from applicable code
Note: Plate fixed 125 x 116 O/A

Tyre Material	Capacity	Mount Height mm	Diameter x Width mm	Plate Swivel	Plate Total Brake	Plate Directional Lock	Plate Fixed
PU on nylon, roller bearing	300	138	100 x 40	FA HUR100OZPN	FA HUR100OZPNB	FA HUR100OZPND	FA HUR100HZFN
	350	162	125 x 40	FA HUR125OZPN	FA HUR125OZPNB	FA HUR125OZPND	FA HUR125HZFN
	450	189	150 x 40	FA HUR150OZPN	FA HUR150OZPNB	FA HUR150OZPND	FA HUR150HZFN
	500	239	200 x 48	FA HUR200OZPN	FA HUR200OZPNB	FA HUR200OZPND	FA HUR200HZFN
Hi Res Blue Rubber	300	138	100 x 50	FA OBQ100OZPN	FA OBQ100OZPNB	FA OBQ100OZPND	FA OBQ100HZFN
	350	162	125 x 50	FA OBQ125OZPN	FA OBQ125OZPNB	FA OBQ125OZPND	FA OBQ125HZFN
	400	189	150 x 50	FA OBQ150OZPN	FA OBQ150OZPNB	FA OBQ150OZPND	FA OBQ150HZFN
	400	239	200 x 50	FA OBQ200OZPN	FA OBQ200OZPNB	FA OBQ200OZPND	FA OBQ200HZFN
Hard nylon, roller bearing	350	138	100 x 40	FA ONR100OZPN	FA ONR100OZPNB	FA ONR100OZPND	FA ONR100HZFN
	400	162	125 x 40	FA ONR125OZPN	FA ONR125OZPNB	FA ONR125OZPND	FA ONR125HZFN
	450	189	150 x 40	FA ONR150OZPN	FA ONR150OZPNB	FA ONR150OZPND	FA ONR150HZFN
	500	239	200 x 40	FA ONR200OZPN	FA ONR200OZPNB	FA ONR200OZPND	FA ONR200HZFN

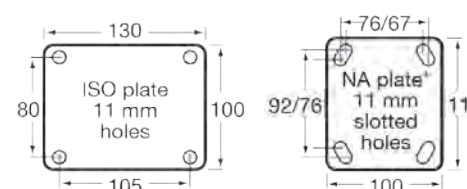
Note: Codes shown are for North American plate style. For ISO plate style remove "N" from applicable code. Note: Plate fixed 125 x 116 O/A



Castor "H" Series 400-600kg

The quality standard

- ✓ 5 year warranty on fork
- ✓ 3 year warranty on wheel
- ✓ CoreCoat™ lacquer provides 3 times the Australian Standard for corrosion protection (150hr salt spray)
- ✓ Excellent design and performance



Note: Codes shown are for North American plate style. For ISO plate style remove "N" from applicable code
Note: Plate fixed 125 x 116 O/A

Tyre Material	Capacity	Mount Height mm	Diameter x Width mm	Plate Swivel	Plate Total Brake	Plate Directional Lock	Plate Fixed
Hi Res Blue Rubber	400	189	150 x 50	FA OBQ150HZPN	FA OBQ150HZPNB	FA OBQ150ZPND	FA OBQ150HZFN
	400	239	200 x 50	FA OBQ200HZPN	FA OBQ200HZPNB	FA OBQ200ZPND	FA OBQ200HZFN
Cast iron	400	189	150 x 50	FA WCI150HZPN	FA WCI150HZPNB	FA WCI150ZPND	FA WCI150HZFN
Hard nylon, precision bearing	600	189	150 x 40	FA WNQ150HZPN	FA WNQ150HZPNB	FA WNQ150ZPND	FA WNQ150HZFN
	600	239	200 x 40	FA WNQ200HZPN	FA WNQ200HZPNB	FA WNQ200ZPND	FA WNQ200HZFN
PU, precision bearing	600	189	150 x 40	FA WUQ150HZPN	FA WUQ150HZPNB	FA WUQ150ZPND	FA WUQ150HZFN
	600	239	200 x 40	FA WUQ200HZPN	FA WUQ200HZPNB	FA WUQ200ZPND	FA WUQ200HZFN

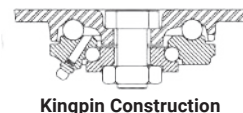
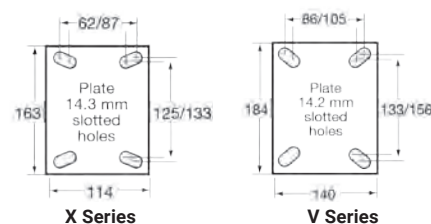
Note: Codes shown are for North American plate style. For ISO plate style remove "N" from applicable code. Note: Plate fixed 125 x 116 O/A



Castor "X" & "V" Series 600-2450kg

The quality standard

- ✓ 5 year warranty on fork
- ✓ 3 year warranty on wheel
- ✓ CoreCoat™ lacquer provides 3 times the Australian Standard for corrosion protection (150hr salt spray)
- ✓ Excellent design and performance
- ✓ Polyurethane (PU) on cast iron, or high impact polymer wheels
- ✓ Swivel or fixed plate zinc forks with or without wheel brake or direction lock
- ✓ Kingpinless construction for V Series
- ✓ Kinpin construction for X Series



Kingpin Construction

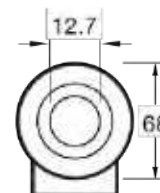
Tyre Material	Capacity	Mount Height mm	Diameter x Width mm	Plate Swivel	Plate Total Brake	Plate Directional Lock	Plate Fixed
Yellow PU on cast iron, precision bearing	600	143	102 x 50	FA XCQ100XZP	FA XCQ100XZPB	FA XCQ100XZPD	FA XCQ100XZF
	800	167	127 x 50	FA XCQ125XZP	FA XCQ125XZPB	FA XCQ125XZPD	FA XCQ125XZF
	1000	193	152 x 50	FA XCQ150XZP	FA XCQ150XZPB	FA XCQ150XZPD	FA XCQ150XZF
	1000	257	203 x 50	FA XCQ200XZP	FA XCQ200XZPB	FA XCQ200XZPD	FA XCQ200XZF
Yellow PU on cast iron, precision bearing	2000	267	203 x 75	FA VUQ200XZP	FA VUQ200XZPB	FA VUQ200XZPD	FA VUQ200XZF
	2000	318	254 x 75	FA VUQ250XZP	FA VUQ250XZPB	FA VUQ250XZPD	FA VUQ250XZF
High impact polymer, precision bearing	2450	267	200 x 75	FA VXQ200XZP	FA VXQ200XZPB	FA VXQ200XZPD	FA VXQ200XZPD
	2450	318	250 x 75	FA VXQ250XZP	FA VXQ250XZPB	FA VXQ250XZPD	FA VXQ250XZPD



Castor M Powder-coat

The quality standard

- ✓ 5 year warranty on fork
- ✓ 3 year warranty on wheel
- ✓ Powder-coated zinc plated bolt hole forks with or without total brake or direction lock in Interpon Anodic Natural Matte colour
- ✓ M Series thermoplastic elastomer (TPE), white nylon, Grey rubber, or polyurethane (PU) on polypropylene (PP) wheels with stainless steel (SS) bearings
- ✓ Excellent design and performance



Bolt hole²

Tyre Material	Capacity	Diameter x Width mm	Hub x bore mm	Bolt Hole Swivel	Total Brake	Direction Lock
TPE, SS precision bearing, thread guard	85	125 x 32	40 x 8	FA MJC125GMPH	FA MJC125GMPHTB	FA MJC125GMPHDL
White nylon, plain bearing	150	125 x 32	40 x 8	FA MNN125WMPH	FA MNN125WMPHTB	FA MNN125WMPHDL
White nylon, SS precision bearing	200	125 x 32	40 x 8	FA DNC125MPH	FA DNC125MPHTB	FA DNC125MPHDL
Grey rubber, SS precision bearing, thread guard	150	150 x 34	40 x 8	FA QTC150GMPH	FA QTC150GMPHTB	FA QTC150GMPHDL
	150	175 x 34	40 x 8	FA QTC175GMPH	FA QTC175GMPHTB	FA QTC175GMPHDL
Grey rubber, SS precision bearing, thread guard	150	125 x 34	40 x 8	FA MSC125GMPH	FA MSC125GMPHTB	FA MSC125GMPHDL
PU on PP, SS precision bearing, thread guard	200	125 x 34	40 x 8	FA QUC125GMPH	FA QUC125GMPHTB	FA QUC125GMPHDL



Castor Heavy Duty Low Profile

The quality standard

- ✓ 5 year warranty on fork
- ✓ 3 year warranty on wheel
- ✓ Excellent design and performance
- ✓ Polyurethane (PU) on cast iron, or high impact polymer wheels
- ✓ Swivel or fixed plate zinc forks with or without wheel brake or direction lock

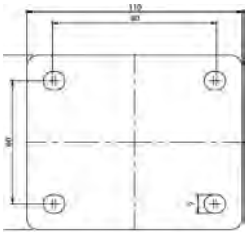









Plate Type







Tyre Material	Capacity	Mount Height mm	Wheel Diameter mm	Plate Swivel	Plate Rigid	Swivel Plate with Brake
						
Heavy Duty Low Profile	400	105	75	TS TE37NZB075S	TS TE37NZB075R	-
	300	79	50	TS TE38NZB050S	TS TE38NZB050R	TS TE38NZB050SB



Castor Heavy Duty Low Profile

The quality standard

- ✓ Heavy Duty Low Profile
- ✓ Fully Welded Metal Frame
- ✓ Zinc Plated Corrosion Resistant Frame
- ✓ Precision Bearing Wheel
- ✓ White Nylon Castor
- ✓ Hole Centres 80mm/76mm x 60mm







Tyre Material	Capacity	Mount Height mm	Wheel Diameter mm	Plate Swivel	Plate Rigid
					
Heavy Duty Low Profile	300	87	50	TS TWNZ50S	TS TWNZ50R



Binmate Trolley Replacement Castor 150kg

The quality standard

- ✓ Excellent design and performance
- ✓ Swivel plate zinc coated frame
- ✓ Precision bearing
- ✓ 125mm Grey rubber Wheel
- ✓ 12mm bolt diameter

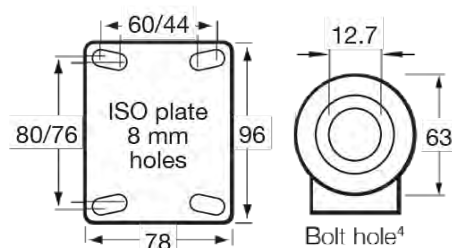
Tyre Material	Capacity	Mount Height mm	Bolt Diameter mm	Bolt Hole Swivel	Bolt Hole Total Brake
					
Grey rubber	150	161	12	RE SI2398	RE SI2398TB



Castor M Stainless

The quality standard

- ✓ 5 year warranty on fork
- ✓ 3 year warranty on wheel
- ✓ 100% corrosive-free stainless steel castors in plate or bolt hole configurations, with or without total brake or direction lock
- ✓ M Series thermoplastic elastomer (TPE), white nylon, Grey rubber, or polyurethane (PU) on polypropylene (PP) wheels with stainless steel (SS) bearings
- ✓ Excellent design and performance



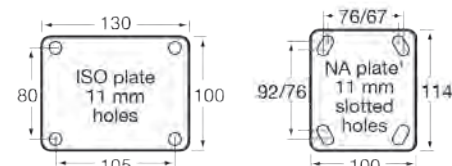
Wheel Type	Capacity	Diameter x Tread mm	Plate with Swivel	Plate with Swivel and Total Brake	Plate with Swivel and Direction Lock	Fixed Plate, no Swivel	Bolt Hole Swivel	Bolt Hole Swivel and Total Brake	Bolt Hole Swivel and Direction Lock
White nylon, SS precision bearing	200	125 x 32	FA DNC125WMSP	FA DNC125WMSPTB	FA DNC125WMSPL	FA DNC125WMSF	FA DNC125WMSH	FA DNC125WMSHTB	FA DNC125WMSHDL
TPE, SS precision bearing, thread guard	85	75 x 32	FA MJC75GMSP	FA MJC75GMSPTB	FA MJC75GMSPL	FA MJC75GMSF	FA MJC75GMSH	FA MJC75GMSHTB	FA MJC75GMSHDL
	85	100 x 32	FA MJC100GMSP	FA MJC100GMSPTB	FA MJC100GMSPL	FA MJC100GMSF	FA MJC100GMSH	FA MJC100GMSHTB	FA MJC100GMSHDL
	85	125 x 32	FA MJC125GMSP	FA MJC125GMSPTB	FA MJC125GMSPL	FA MJC125GMSF	FA MJC125GMSH	FA MJC125GMSHTB	FA MJC125GMSHDL
White nylon, plain bearing	150	75 x 32	FA MNN75WSMSP	FA MNN75WSMSPTB	FA MNN75WSMSPL	FA MNN75WSMSF	FA MNN75WSMSH	FA MNN75WSMSHTB	FA MNN75WSMSHDL
	150	100 x 32	FA MNN100WSMSP	FA MNN100WSMSPTB	FA MNN100WSMSPL	FA MNN100WSMSF	FA MNN100WSMSH	FA MNN100WSMSHTB	FA MNN100WSMSHDL
	150	125 x 32	FA MNN125WSMSP	FA MNN125WSMSPTB	FA MNN125WSMSPL	FA MNN125WSMSF	FA MNN125WSMSH	FA MNN125WSMSHTB	FA MNN125WSMSHDL
Grey rubber, SS precision bearing, thread guard	140	100 x 34	FA MSC100GMSP	FA MSC100GMSPTB	FA MSC100GMSPL	FA MSC100GMSF	FA MSC100GMSH	FA MSC100GMSHTB	FA MSC100GMSHDL
	150	125 x 34	FA MSC125GMSP	FA MSC125GMSPTB	FA MSC125GMSPL	FA MSC125GMSF	FA MSC125GMSH	FA MSC125GMSHTB	FA MSC125GMSHDL
PU on PP, SS precision bearing, thread guard	200	75 x 32	FA QUC75GMSP	FA QUC75GMSPTB	FA QUC75GMSPL	FA QUC75GMSF	FA QUC75GMSH	FA QUC75GMSHTB	FA QUC75GMSHDL
	200	100 x 32	FA QUC100GMSP	FA QUC100GMSPTB	FA QUC100GMSPL	FA QUC100GMSF	FA QUC100GMSH	FA QUC100GMSHTB	FA QUC100GMSHDL
	200	125 x 32	FA QUC125GMSP	FA QUC125GMSPTB	FA QUC125GMSPL	FA QUC125GMSF	FA QUC125GMSH	FA QUC125GMSHTB	FA QUC125GMSHDL



Castor O Stainless

The quality standard

- ✓ 5 year warranty on fork and 3 year warranty on wheel
- ✓ 100% corrosive-free stainless steel castors in plate configurations, with or without total brake or direction lock
- ✓ Blue high resilience (hi-res) rubber, grey rubber, polyurethane (PU) or white nylon wheels with stainless steel (SS) bearings and a 20mm diameter, reduced to 12.7mm with axle bush
- ✓ Excellent design and performance



Wheel Type	Capacity	Diameter x Tread mm	Plate with Swivel	Plate with Swivel and Total Brake	Plate with Swivel and Direction Lock	Fixed Plate, no Swivel
Blue hi-res rubber, SS roller bearing	230	150 x 40	FA HBS150OSP	-	FA HBS150OSPL	FA HBS150HSF
	250	200 x 50	FA HBS200OSP	-	FA HBS200OSPL	FA HBS200HSF
Grey rubber, SS roller bearing	250	200 x 50	FA HSS200OSP	-	FA HSS200OSPL	FA HSS200HSF
PU, SS roller bearing	300	100 x 40	FA HUS100OSP	FA HUS100OSPTB	FA HUS100OSPL	FA HUS100HSF
	350	125 x 40	FA HUS125OSP	FA HUS125OSPTB	FA HUS125OSPL	FA HUS125HSF
	450	150 x 40	FA HUS150OSP	FA HUS150OSPTB	FA HUS150OSPL	FA HUS150HSF
	450	200 x 48	FA HUS200OSP	FA HUS200OSPTB	FA HUS200OSPL	FA HUS200HSF
White nylon, SS roller bearing	350	100 x 40	FA ONS100WOSP	FA ONS100WOSPTB	FA ONS100WOSPL	FA ONS100WHSF
	380	125 x 40	FA ONS125WOSP	FA ONS125WOSPTB	FA ONS125WOSPL	FA ONS125WHSF
	450	150 x 40	FA ONS150WOSP	FA ONS150WOSPTB	FA ONS150WOSPL	FA ONS150WHSF
	500	200 x 40	FA ONS200WOSP	FA ONS200WOSPTB	FA ONS200WOSPL	FA ONS200WHSF



High & Low Temperature Castor

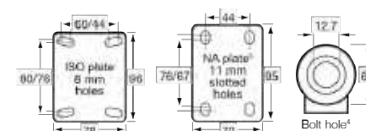
The quality standard

- ✓ Available with high temperature resistant phenolic, or cast iron wheels, and freeze resistant glass filled nylon
- ✓ High and low temperature castors are the perfect choice for extreme temperature environments like ovens or industrial freezers.
- ✓ Swivel, fixed plate or bolt hole zinc plated Core Coat™ forks
- ✓ Specialised castor and fork grease depending on application
- ✓ Up to 100-250kg (-30°C–400°C)
- ✓ 75-150mm Glass reinforced nylon, cast iron
- ✓ One year Warranty.
- ✓ Made in Australia



M Series Extreme Temperature Castors

Based on the versatile M Series, these high and low temperature castors are the perfect choice for extreme temperature environments like ovens or industrial freezers.



M Series Wheels



FA MHH

Glass reinforced nylon,
lighter hub, plain bearing



FA MKT

High temperature
phenolic, plain bearing



FA DCI

Cast iron, plain
bearing

Wheel	Max Load kg	Diameter x Width mm	Hub x Bore mm
FA MHH75	70kg at 150°C	75 x 32	41 x 12
FA MHH100	80kg at 150°C	100 x 32	41 x 12
	70kg at 180°C		
	60kg at 210°C		
	50kg at 230°C		
FA MKT100	125kg at 100°C	100 x 35	41 x 12
	100kg at 250°C		
	40kg at 300°C		
FA DCI75	100kg at 400°C	75 x 28	41 x 12

M Series Forks



Plate with Swivel
High temp—MZPHT
Low temp—MZPLT



Fixed Plate
High temp—MZFHT
Low temp—MZF



Bolt Hole Swivel
High temp—MZHHT
Low temp—MZHLT

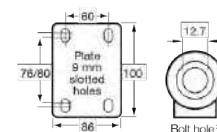
Fork	Wheel Size mm	Mount Height mm	Turning Radius mm
FA MZPHT FA MZPLT FA MAFHT FA MZF	75	106	71
FA MZHHT FA MZHLT	100	135	91

Note: FA MHH wheel should be exposed to this temperature for short periods only.
Also available with North American plate with swivel—FA MZPNHT, FA MZPNLT.
Also available with North American fixed plate—FA MZFNHT, FA MZFN.
Fixed plate has no turning radius.



J Series Extreme Temperature Castors

Based on the heavy duty J Series, these Australian-made high and low temperature castors are the perfect choice for extreme temperature environments like ovens or industrial freezers.



J Series Wheels



FA JHH

Glass reinforced nylon,
heavy hub, plain bearing



FA JCI

Cast iron, plain
bearing

Wheel	Max Load kg	Diameter x Width mm	Hub x Bore mm
FA JHH100	100kg at 150°C	100 x 32	45 x 20
	90kg at 180°C		
	80kg at 210°C		
	60kg at 230°C		
FA JCI100	230kg at 400°C	100 x 38	45 x 20

J Series Forks



Plate with Swivel
High temp—JZPHT
Low temp—JZPLT



Fixed Plate
High temp—JZFHT
Low temp—JZF



Bolt Hole Swivel
High temp—JZHHT
Low temp—JZHLT

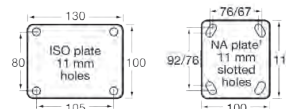
Fork	Wheel Size mm	Mount Height mm	Turning Radius mm
FA JZPHT/FA JZPLT FA JMZFHT/FA JZF FA JZHHT/FA JZHLT	100	129	90

Note: FA JHH wheel should be exposed to this temperature for short periods only.
Fixed plate has no turning radius.



O Series Extreme Temperature Castors

Based on the heavy duty J Series, these Australian-made high and low temperature castors are the perfect choice for extreme temperature environments like ovens or industrial freezers.



O Series Wheels



FA OHH

Glass reinforced nylon, heavy hub, plain bearing



FA WCI

Cast iron, plain bearing

O Series Forks



Plate with Swivel

High temp—FA OZPHT
Low temp—FA OZPLT



Fixed Plate

High temp—FA HZFHT
Low temp—FA HZF

NOTE:
Available with North American plate with swivel—FA OZPNHT, FA OZPNLT.
Available with North American fixed plate—FA HZFNHT, FA HZFN.
Fixed plate has no turning radius.

Wheel	Max Load kg	Diameter x Width mm	Hub x Bore mm
FA OHH150	200kg at 210°C	150 x 40	60 x 20
FA WCI150	250kg at 400°C	150 x 50	60 x 20

Fork	Wheel Size mm	Mount Height mm	Turning Radius mm
FA OZPHT/FA OZPLT / FA HZFHT/FA HZF	150	189	121



Wheel - Grey rubber

The quality standard

- ✓ Grey Non-marking Rubber
- ✓ Needle Bearings



Wheel	Max Load kg	Diameter x Width mm	Overall Height mm
TS TWGR200W	100kg	200	60 x 20



Wheel - Semi Pneumatic

Steel centred Pneumatic Wheels provide higher load capacity and reliable long life performance and are deal for carts, wheelbarrows, handtrucks and more.

The quality standard

- ✓ Puncture Proof Foam Filled Tyres
- ✓ Both 3/4" & 20mm Ball Bearing Sizes Available.



Model	Wheel Diameter mm	Overall Height	Type Colour	Ball Bearing Size
TS PP350 X 4SB34	265mm (100kg)	265mm	Black	3/4 Inch



Wheel - Soft Wheels

The quality standard

- ✓ The range includes rubber, non-marking rubber, solid rubber, puncture-proof and conductive wheels.
- ✓ Grey rubber, blue rubber, black rubber and conductive wheels.
- ✓ Made in Australia
- ✓ 3 year warranty



PRB

General purpose rubber utility wheel for lawn equipment and carts, deep groove ball bearing and off set centre.



PSA/PSB

Grey rubber, non-marking, white polypropylene (PP) off set wheel, plain bearing. Also available to suit 5/8" bore (58). Developed for floor polishers and scrubbers.



U200/60C

Medium duty hand truck wheels, deep groove ball bearing, high-impact polypropylene centre, 20 mm bore or 3/4" bore.

Wheel	Max Load kg	Diameter x Width mm	Hub x Bore mm	Bearing Type	Code
FA PSA/PSB	80	200 x 32	38 x 12.7	Plain	PSA200
	80	200 x 32	38 x 16	Plain	PSA200(58)
	80	200 x 32	38 x 12.7	Deep groove ball	PSB200
FA PRB	50	125 x 36	38 x 12.7	Deep groove ball	PRB125
	75	150 x 36	38 x 12.7	Deep groove ball	PRB150
	100	200 x 45	38 x 12.7	Deep groove ball	PRB200
FA U200/60C	135	200 x 60	60 x 20	Deep groove ball	U200/60C-POYB20



Wheels - Pneumatic 40 -200kg

- ✓ Steel centred pneumatics
- ✓ Plastic centred pneumatics with butyl rubber seamless tubes.
- ✓ High engineering standards for wobble-free wheels.
- ✓ 'Deep Groove' shielded bearings (Can last up to 3 times longer than normal pressed bearings).
- ✓ Pneumatic wheels are a great option for carrying loads over uneven surfaces or in environments that commonly require moving over obstacles.
- ✓ Made from a mix of natural and synthetic rubber in 4 ply (or 6 ply for the 400x8HWY) for excellent durability, abrasion resistance, elasticity and strength.
- ✓ 3/4", 5/8" and 1" bearing options available.



Wheels - Puncture Proof

Note: Do Not Exceed Weight Capacity.

Tread Pattern	Dia. x Width mm	Weight Capacity at Speed		Bearing Type	Hub x Bore mm	Wheel Code	Bearing Code
		8km/h	15km/h				
LUG	220 x 54	75kg	40kg	B Deep groove ball	60 x 20	FA P250X4LUG	-SB20
IND	275 x 65	90kg	50kg	B Deep groove ball	60 x 20	FA P250X6IND	-SB20
STR	265 x 70	100kg	70kg	B Deep groove ball	60 x 20	FA P350X4STR	-SB20
KNO	400 x 100	120kg	90kg	B Deep groove ball	80 x 25.4	FA P400X8KNO	-SB10

Wheels - Steel Centred

Note: Do Not Exceed Weight Capacity.

Tread Pattern	Dia. x Width mm	Weight Capacity at Speed		Bearing Type	Hub x Bore mm	Wheel Code	Bearing Code
		8km/h	15km/h				
LUG	220 x 54	120kg	100kg	B Deep groove ball	60 x 20	FA 250X4LUG	-SB20
DMD	250 x 70	140kg	110kg	B Deep groove ball	60 x 20	FA 300X4DMD	-SB20
STR	265 x 70	180kg	160kg	B Deep groove ball	60 x 20	FA 350X4STR	-SB20
KNO	320 x 80	200kg	180kg	B Deep groove ball	60 x 20	FA 350X6KNO	-SB20
KNO	400 x 100	220kg	200kg	B Deep groove ball	80 x 25.4	FA 400X8KNO	-SB10

Wheels - Plastic Centred

Note: Do Not Exceed Weight Capacity.

Tread Pattern	Dia. x Width mm	Weight Capacity at Speed		Bearing Type	Hub x Bore mm	Wheel Code	Bearing Code
		8km/h	15km/h				
LUG	220 x 54	100kg	Not Appropriate for speeds over 8 km/h	B Deep groove ball	60 x 20	FA 250X4LUG	-PWB20
DMD	250 x 70	120kg		B Deep groove ball	60 x 20	FA 300X4DMD	-PWB20
STR	265 x 70	140kg		Plain	60 x 20	FA 350X4STR	-PWA20
KNO	320 x 80	140kg		Plain	60 x 20	FA 350X6KNO	-PWA20
KNO	400 x 100	200kg		B Deep groove ball	109 x 20	400X8KNO	-PWB20

Spare Parts

	Tubes Butyl rubber seamless (butt-joined)	Tube Pneumatic 250 x 4		FA SPTUBE250X4
		Tube Pneumatic 250 x 4 or 350 x 4		FA SPTUBE300/350X4
		Tube Pneumatic 400 x 8		FA SPTUBE400X8
	Tyres 4 ply tyres	Pneumatic 250 x 4 LUG tread		AF SPTYRE250X4LUG
		Pneumatic 300 x 4 DMD tread		FA SPTYRE300X4DMD
		Pneumatic 350 x 4 STR tread		FA SPTYRE350X4STR
		Pneumatic 350 x 6 KNO tread		FA SPTYRE350X6KNO
		Pneumatic 400 x 8 KNO tread		FA SPTYRE400X8KNO
	Reducing bushes	Reducing Bush FLANGED (nylon) 1" to 20mm ID, 20mm L - Grey		FA SPBSH10-20
		Reducing Bush FLANGED (nylon) 1" to 3/4" ID Flange, 20mm L - Black		FA SPBSH10-34
		Reducing Bush FLANGED (nylon) 1" to 5/8" ID Flange, 20mm L - Black		FA SPBSH10-58

Buffers - 'D' Section (Hollow)

Normally placed around the edges of the trolley (between corner buffers) to prevent damage to door jams, etc.

Fitted by pushing a (off-cut) metal strip along the centre of the section and screwing through into the side of the trolley.



A premium is paid for 'bag lots' or 'cut lengths'

Code	Colour	Description
FA D25SPOOL	Pewter Grey	80 metre spool
FA D25BAG	Pewter Grey	8 metre bag
FA D25	Pewter Grey	Per metre cut length up to 80 metres

Buffers - Leg Round

These are used to prevent damage to corridor walls. The buffers are placed onto tubular legs just before the castors. When a trolley approaches a wall the buffers make contact first and freely revolves on the tubing, thus rolling the trolley along the wall so it causes no damage.



**In the case of 25.4mm square tubing the urethane buffers are supplied with a 38mm hole, together with a 'dress-cap' with a 25.4mm square inner and a 38mm round outer.*

Code	Colour	Diameter mm	To Suit Tubing mm
FA BJ100X25	Pewter Grey	100	25.4 round
FA BJ100X32	Pewter Grey	100	32.0 round
FA BJ100X25SQ	Pewter Grey	100	25.4 square
FA BJ125X25	Pewter Grey	125	25.4 round
FA BJ125X32	Pewter Grey	125	32.0 round
FA BJ125X25SQ	Pewter Grey	125	25.4 square
FA BJDC25	*Black dress cap used for 25.4mm square tube		

Buffers - Corner

TPE (Thermo-Plastic Elastomer) Corner buffers can be fitted to new or existing trolleys with square corners. They stop much of the damage to walls, door jams, etc.



Code	Colour	Note
FA CB8025	Pewter Grey	The end profile is matched to the 'D' section rubber strip.

Floor Lock

Used on warehouse trolleys, work benches and displays, floor locks prevent equipment inadvertently moving. Featuring a large, non-skid moulded rubber brake pad for no-slip floor contact and a simple foot operated locking action.



- ✓ Designed to perform perfect position hold both simply and safely.
- ✓ Light but strong.
- ✓ Easy operation.
- ✓ Outstanding performance.

Code	For Wheel Diameter mm	Load Capacity kg	Proper Mounting Height mm	Unit Weight kg
QH FL900-2	100	200	148	1.5
QH FL900-4	150	300	204	1.75

A-JUSTA-FOOT™ Applications

The A-JUSTA-FOOT™ is a multi-adjustable pedestal foot, ideal for industrial, commercial, workshop or food industry applications.

The special insert in the base helps to absorb vibration and means your machinery will stay exactly where you put it.



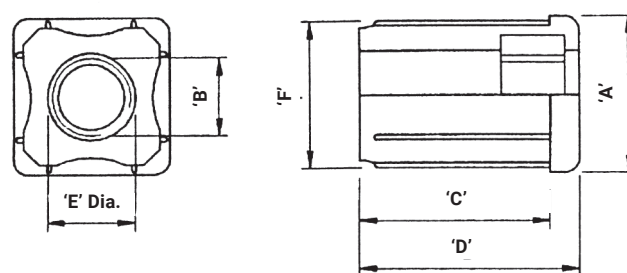
We're here to offer you expert advice, that you can trust, on your A-JUSTA-FOOT™ application

A-JUSTA-FOOT™ is available in a large variety of sizes and a heavy duty all stainless steel model is available.

Special requirements can often be produced.

To complement the A-JUSTA-FOOT™ range, inserts for round or square tube are available to fit light wall tube. The inserts are designed especially so they can be turned down to fit heavier walled RHS.

A-JUSTA-FOOT™ - Threaded Tube End



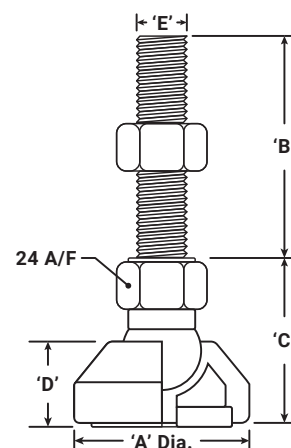
TUBE END SIZES (mild steel)

Code	Size	'A'	'B'	'C'	'D'	'E'	'F'
RX 10/25/M10	25 x M10	25	M10	39	44	11	23.5
RX 10/25/M12	25 x M12	25	M12	39	44	13	23.5
RX 10/25/M16	25 x M16	25	M16	39	44	16.5	23.5
RX 10/32/M10	32 x M10	32	M10	39	45	11	30
RX 10/32/M12	32 x M12	32	M12	39	45	13	30
RX 10/32/M16	32 x M16	32	M16	39	45	16.5	30
RX 10/38/M12	38 x M12	38	M12	41	47	13	36
RX 10/38/M16	38 x M16	38	M16	41	47	18	36

A-JUSTA-FOOT - Ball Jointed

RATED STATIC LOAD

M10	500kgs
M12	800kgs
M16	1000kgs



Anti Slip/Vibration Pad

Code	Size	'A'	'B'	'C'	'D'	'E'	MATL
RX 20/40/M1035	40 x M10	40	60	33	20	M10	M/S
RX 20/60/M1265	60 x M12	60	65	51	25	M12	M/S
RX 20/60/M1665	60 x M16	60	65	51	25	M16	M/S
RX 20/60M16150	60 x M16	60	150	51	25	M16	M/S

3

BINS CRATES DRUMS

Plastic Bins -Stack & Nest ----- 46

Plastic Bins - Stacking ----- 47

Plastic Bins - Nesting ----- 49

Plastic Crate - Stacking & Nesting ----- 50

Plastic Bins - Large Square ----- 52

Plastic Bins - Round ----- 54

Plastic Bins - Rectangular ----- 55

MegaBin & Pallet Bins ----- 55

Plastic Buckets ----- 56

Plastic Drums and Jerry Cans ----- 57



Bin - Stack & Nest

Clean lines, light weight combined with strength and durability, plus the ability to stack and nest make this series one of the most popular and widely used in Australia.

The bins are used extensively in food processing, meat trades, small-goods manufacture, the fishing industry, poultry processing, materials handling, warehousing and distribution.

They are used for storage and components handling in almost every type of engineering, manufacturing and assembly operation.

- ✓ Stack and nest to save valuable storage space
- ✓ Add your name by hotstamping for clear identification
- ✓ High quality UV resistant, food grade material
- ✓ Australia's No.1 Selling Plastic Bin Range!
- ✓ Label insertion facility available



Action Rack
Compatible

Code	Type	Vol. litre	Ext. L x W x H mm	Int. L x W x H mm
NA IH060	No.7	32	645 x 413 x 210	597 x 362 x 203
NA IH051	No.10	46	645 x 413 x 276	597 x 362 x 266
NA IH078	No.15	68.2	645 x 413 x 397	597 x 362 x 381
NA IH052WH	Optional White Lid for No.7 - No.10 - No.15 Bins			
NA IH052-BLK	Optional Black Lid for No.7 - No.10 - No.15 Bins			
RE TD L01GFL35	Galvanised dolly - 50mm castor - to suit No.7 - No.10 - No.15 Bins			
RE TD L01GFL14	Galvanised dolly - 75mm castor - to suit No.7 - No.10 - No.15 Bins			
Add to Bin Code: BLU GRY RE WH BLK (non food grade) eg. No.7 blue bin = NA IH060 BLU				

Bin - Stack & Nest



Code	Type	Vol. litre	Ext. L x W x H mm	Int. L x W x H mm
NA IH044	MOD.25	20	584 x 267 x 178	533 x 229 x 165
Add to bin code: WH ■ RE ■ eg. White bin = NA IH044WH				

Bin - Stack & Nest - Series 2000

A totally integrated range, the 2000 Series is the result of an extensive research and development program to ensure your materials handling needs will be met well into the future.

Developed with the assistance of leading edge computer design facilities and produced on state-of-the-art injection moulding equipment, these new crates are relatively light in weight, yet strong enough to withstand the rough and tumble of every day handling and transport.



26 Litre Solid



26 Litre Mesh

Code	Type	Vol. litre	Ext. L x W x H mm	Int. L x W x H mm
NA H2260	Solid	26	578 x 384 x 166	502 x 338 x 150
NA H2267	Mesh	26	578 x 384 x 166	502 x 338 x 150
Add to bin code: GRN ■ WH ■ RE ■ (solid only). eg. Green bin = NA H2260GRN				

Bin - Stack & Nest - Non Food Grade



Code	Type	Vol. litre	Ext. L x W x H mm	Int. L x W x H mm
NA IH060DBLK	Solid	32	645 x 413 x 210	597 x 362 x 203
NA IH051DBLK	Solid	46	645 x 413 x 276	597 x 362 x 266
NA IH078DBLK	Solid	68.2	645 x 413 x 397	597 x 362 x 381
NA IH052-BLK	Optional Black Lid to suit bins above			

Bin - Stack & Nest - Series 2000

- ✓ Stack up to 10 high
- ✓ Nest when empty
- ✓ Add your name or logo by hotstamping
- ✓ Three lid types
- ✓ Tough, durable, lightweight
- ✓ Solid or mesh/vent options
- ✓ Australian pallet compatible (six bins per layer)
- ✓ Apples, pears, citrus
- ✓ Vegetables
- ✓ Poultry - Meat - Fish
- ✓ Small-goods
- ✓ Seedlings and small plants
- ✓ Clothing products
- ✓ Automotive components
- ✓ Electrical components
- ✓ Warehousing



78 Litre



52 Litre



Code	Type	Vol. litre	Ext. L x W x H mm	Int. L x W x H mm
NA H2520	Solid	52	578 x 384 x 318	502 x 338 x 300
NA H2527	Mesh	52	578 x 384 x 318	502 x 338 x 300
NA H2780	Solid	78	578 x 384 x 470	502 x 338 x 455
Add to Bin code: BLU ■ WH ■ eg. Solid blue 52 litre bin = NA H2520BLU				

Lid & Dolly Options For Series 2000 Bins



Code	Type
NA IH2000	Drop on lid
NA IH2001	Pilfer proof lid - hinge to one side
NA IH2010	Security lid - hinges to two sides
NA IH2008	Locking Clip for Pilfer proof lid
RE TD L02GFL35	Galvanised dolly - 50mm castor - to suit Series 2000 bins
RE TD L02GFL14	Galvanised dolly - 75mm castor - to suit Series 2000 bins

Bin - Stack & Nest

A popular range of general purpose crates used extensively in the fishing/seafood industry.

Their features make them an ideal choice for any storage or materials handling application.

Features

- ✓ Stack and nest
- ✓ Convenient cut-out hand holds
- ✓ Tough & durable UV resistant material
- ✓ Food Grade material
- ✓ Two versatile sizes
- ✓ Can be fitted with label holders or hot-stamped for easy identification.



Code	Type	Vol. litre	Ext. L x W x H mm	Int. L x W x H mm
NA IH066*	Solid	54.5	711 x 438 x 316	673 x 400 x 276
*Add to bin code: WH <input type="checkbox"/> RE <input checked="" type="checkbox"/> (NA IH066 only) eg. White bin = NA IH066WH				
NA IH065	Drain Holes	54.5	711 x 438 x 316	673 x 400 x 276
NA IH068	Solid	118	950 x 460 x 435	915 x 425 x 410
NA IH065 and NA IH068 available in White only				

Bin - Stack & Nest - Security

Based on the simple principle that out of sight is out of mind, this range of containers with attached lids can be fitted with tamper-deterrent security seals.

By keeping high risk or high value items hidden from view, theft and losses can be reduced whenever they are being stored, handled or transported.

Replace your cartons and secure your goods! Make long term savings on packaging costs.

- ✓ Industrial quality
- ✓ Stacking and nesting
- ✓ Interlocking lid
- ✓ Security holes for locks or ties. Lightweight
- ✓ Made to last through hundreds of journeys



NA IH3011

Code	Type	Vol. litre	Ext. L x W x H mm	Int. L x W x H mm
NA IH3013	Solid Blue	30	575 x 380 x 215	510 x 345 x 185
NA IH3011	Solid Blue	50	575 x 380 x 325	510 x 345 x 295
NA NS393	Solid Blue	75	705 x 470 x 345	625 x 405 x 310

Bin - Stack & Nest



Code	Type	Vol. litre	Ext. L x W x H mm	Int. L x W x H mm
NA IH090WH	Solid	32	575 x 400 x 215	510 x 355 x 178

Bin - Stacking - #8



Code	Type	Vol. litre	Ext. L x W x H mm	Int. L x W x H mm
NA IH072	Solid	36	565 x 387 x 203	553 x 355 x 190
NA IH073	Mesh Base	36	565 x 387 x 203	553 x 355 x 190
Add to bin code: WH <input type="checkbox"/> GRY <input checked="" type="checkbox"/> eg. White bin = NA IH072WH				

Bin - Stacking



NA IH220WH shown with optional lid

Code	Type	Vol. litre	Ext. L x W x H mm	Int. L x W x H mm
NA IH220WH	Solid	42	515 x 345 x 282	475 x 325 x 275
NA IH221WH	Optional White Lid to suit above			

Bin - Stacking



Code	Type	Vol. litre	Ext. L x W x H mm	Int. L x W x H mm
NA IH099BLU	Solid	29	358 x 358 x 292	331 x 331 x 279

Bin - Stacking



Code	Type	Vol. litre	Ext. L x W x H mm	Int. L x W x H mm
JS STABIN	Solid	50	750 x 460 x 200	720 x 400 x 190

Bin - Stacking - Model 90



Code	Type	Vol. litre	Ext. L x W x H mm	Int. L x W x H mm
NA IH047	Mod.90	21	660 x 334 x 121	610 x 305 x 114
Add to bin code: WH <input type="checkbox"/> BLK <input checked="" type="checkbox"/> eg. White bin = NA IH047WH				

Bin - Stacking - Model 10



Code	Type	Vol. litre	Ext. L x W x H mm	Int. L x W x H mm
NA IH046	Mod.10	46	635 x 400 x 216	597 x 368 x 210
Add to bin code: WH <input type="checkbox"/> eg. White bin = NA IH046WH				

Bin - Stacking - Multi Stacker

The Multi Stacker range offers a cost effective solution for handling and storing a wide range of materials. Lightweight, yet durable enough for tough manufacturing, engineering and food handling applications.



NA IH305



NA IH306



NA IH307



NA IH308

Code	Type	Vol. litre	Ext. L x W x H mm	Int. L x W x H mm
NA IH305	Small	13	432 x 324 x 127	387 x 286 x 120
NA IH306	Medium	22	432 x 324 x 203	387 x 286 x 197
NA IH307	Large	32	432 x 324 x 305	387 x 286 x 298
NA IH308	Optional White Lid to suit above			
Add to bin code: BLU <input checked="" type="checkbox"/> WH <input type="checkbox"/> eg. White bin = NA IH305WH				

Bin - Stacking - Side Access

With easy access from the side, these large capacity industrial quality bins are easily rearranged or relocated and are a great idea for storage and display of a variety of goods.

- ✓ Industrial Quality
- ✓ Easily Rearranged or Relocated
- ✓ Large Capacity
- ✓ Mesh Base
- ✓ Light Grey
- ✓ 580 x 385 x 320mm High



Code	Type	Vol. litre	Ext. L x W x H mm	Int. L x W x H mm
NA IH027	Mesh base	-	580 x 385 x 320	518 x 335 x 295

Bin - Stacking - Industrial & Automotive

Designed originally to meet the needs of the automotive industry these particularly strong and rugged containers are used for handling components in a wide range of heavy manufacturing and assembly line situations. Reinforcing columns allow these crates to be stacked when full. The base is also strengthened to withstand the punishment so often meted out by conveying systems, and a special design feature prevents both buckling and climbing over when crates back up on a line. Smooth inbuilt hand grips make for easier lifting. Made from tough, durable polypropylene these bins are UV resistant and will give a long service life in tough industrial environments.




Code	Type	Vol. litre	Ext. L x W x H mm	Int. L x W x H mm
NA IH125	Mesh Base	12.5	385 x 290 x 165	330 x 235 x 148
NA IH017	Holes Base	20	400 x 280 x 245	360 x 245 x 240
NA IH024GRY	Solid Base	25	580 x 385 x 166	518 x 335 x 140
NA IH025	Mesh Base	25	580 x 385 x 166	518 x 335 x 140
NA IH026	Mesh Base	50	580 x 385 x 320	518 x 335 x 295

Bin - Nesting



Code	Type	Vol. litre	Ext. L x W x H mm	Int. L x W x H mm
NA IH077	Solid	11	514 x 213 x 130	483 x 178 x 127

Bin - Nesting #4



Action Rack Compatible

Code	Type	Vol. litre	Ext. L x W x H mm	Int. L x W x H mm
NA IH089	#4	13.5	430 x 323 x 127	394 x 285 x 108
NA IH014	Optional White Lid to suit above			
Add to bin code: BLU <input type="checkbox"/> WH <input type="checkbox"/> OR <input type="checkbox"/> eg. White bin = NA IH089WH				

Bin - Nesting #5



Shown with optional lid

Code	Type	Vol. litre	Ext. L x W x H mm	Int. L x W x H mm
NA IH059	#5	22.7	527 x 375 x 140	489 x 343 x 127
NA IH015	Optional White Lid to suit above			
Add to Bin code: OR <input checked="" type="checkbox"/> WH <input type="checkbox"/> eg. White bin = NA IH059 WH				

Bin - Nesting - "Handee"



Code	Type	Vol. litre	Ext. L x W x H mm	Int. L x W x H mm
NA IH310CLR	Solid	10	385 x 300 x 130	355 x 270 x 125
NA IH315CLR	Solid	15	385 x 300 x 190	355 x 270 x 185
NA IH312	Optional Clear Lid to suit above			

Bin - Nesting - Model 30

Popular uses include parts storage, food production & small goods, meat & poultry storage, handling & presentation.

Model 30, Model 30D and #4 bins are Action Rack compatible.



Code	Type	Vol. litre	Ext. L x W x H mm	Int. L x W x H mm
NA IH042	Model 30D	27	457 x 318 x 260	419 x 279 x 255
NA IH048	Model 30	16	457 x 318 x 165	419 x 279 x 152
NA IH158	Optional White Lid to suit above			
Add to bin code: BLU <input checked="" type="checkbox"/> RE <input checked="" type="checkbox"/> WH <input type="checkbox"/> eg. White 27 litre bin = NA IH042WH				



ACTION-RACK is a unique racking system, exclusive to Reflex Equip, that features a sturdy galvanised steel frame which takes a range of lift out plastic bins. A versatile approach to accessible storage and display, suiting many applications. Optional castors can be fitted for greater manoeuvrability.

Crate - Stacking - Foldable

At the leading edge of Returnable Transit Packaging (RTP), the Viscount Plastics Foldable Crate range offers manufacturing and primary industries the very real opportunity to achieve major freight and warehousing cost savings as well as introduce 'one touch' handling to their supply chains.

By folding to a fraction of their assembled height, Viscount Plastics Foldable Crates achieve significant savings in transport fuel usage and carbon emissions by stacking more to the square metre than standard plastic and wooden crates.



Folded flat, the Viscount Folding Crate also maximises available warehouse capacity. This alone can represent major cost savings compared with the alternative of increasing storage capacity by building or leasing additional warehousing and racking. Furthermore, research suggests an RTP folding plastic crate will pay for itself after just 12 round trips and is estimated to have service life of more than 92 round trips.

Moulded from food grade plastic, each crate assembles and locks together to protect and preserve the quality of its contents. At the end of their long service lives, folding crates are 100 percent recyclable.



Code	Type	Vol. litre	Ext. L x W x H mm	Int. L x W x H mm
NA IH1129	Vent	12	385 x 289 x 129	360 x 261 x 122
NA IH1094	Vent	17	578 x 385 x 94	553 x 357 x 87
NA IH1172	Vent	33	578 x 385 x 172	553 x 357 x 165
NA IH1210	Vent	41	578 x 385 x 210	553 x 357 x 203

Crate - Stacking



Code	Type	Vol. litre	Ext. L x W x H mm	Int. L x W x H mm
NA IH300	Vented	66	610 x 419 x 312	571 x 381 x 305
Add to Bin code: BLU ■ OR ■ eg. Blue bin = NA IH300BLU				

Crate - Nesting - Prawn



Code	Type	Vol. litre	Ext. L x W x H mm	Int. L x W x H mm
NA IH001	Mesh	15.5	600 x 352 x 96	565 x 302 x 89
NA IH002	Lid for above			

Crate - Stacking - Seedling



Code	Type	Vol. litre	Ext. L x W x H mm	Int. L x W x H mm
NA IH012	Mesh/Solid	11	357 x 357 x 112	328 x 328 x 105

Crate - Stacking - Bread




Code	Type	Vol. litre	Ext. L x W x H mm	Int. L x W x H mm
NA IH323	SLBT	48	694 x 604 x 152	662 x 578 x 125

Crate - Stacking



Code	Type	Vol. litre	Ext. L x W x H mm	Int. L x W x H mm
NA IH004	Vented	84	585 x 522 x 350	560 x 495 x 320

Crate - Stacking



Code	Type	Vol. litre	Ext. L x W x H mm	Int. L x W x H mm
NY PP001RE	Mesh/Vented	34	660 x 580 x 124	624 x 548 x 100

Crate - Chicken



Code	Type	Vol. litre	Ext. L x W x H mm	Int. L x W x H mm
NA IH954	Mesh	-	735 x 535 x 305	690 x 485 x 260

Crate - Stacking



Code	Type	Vol. litre	Ext. L x W x H mm	Int. L x W x H mm
NA IH006	Mesh/Vent	29	712 x 448 x 95	680 x 416 x 76
NA IH007	Solid	29	712 x 448 x 95	680 x 416 x 76

Crate - Stacking - Freezer



Code	Type	Vol. litre	Ext. L x W x H mm	Int. L x W x H mm
NA IH984	Vent	44	730 x 530 x 152	690 x 485 x 135

Crate - Stacking - Yellow



Code	Type	Vol. litre	Ext. L x W x H mm	Int. L x W x H mm
NA IH098	Vented	50	572 x 382 x 318	540 x 350 x 295

Crate - Stacking - Orange



Code	Type	Vol. litre	Ext. L x W x H mm	Int. L x W x H mm
NA IH037	Vented	44	538 x 362 x 322	500 x 330 x 300

Milk Crate - Stacking



Code	Type	Vol. litre	Ext. L x W x H mm	Int. L x W x H mm
NA IH160	Mesh	-	362 x 362 x 323	305 x 305 x 310

Crate - Stacking - Modular

Addition Spacer Units are added to achieve desired height

NA IH976
Comprises

1 x Spacer Unit

1 x Base Unit



Code	Type	Vol. litre	Ext. L x W x H mm	Int. L x W x H mm
NA IH976	Base + 1 Spacer	90	730 x 530 x 280	690 x 485 x 263
NA IH976/1	Base + 2 Spacers	136	730 x 530 x 408	690 x 485 x 391
NA IH976/2	Base + 3 Spacers	182	730 x 530 x 536	690 x 485 x 519
NA IH976/3	Base + 4 Spacers	228	730 x 530 x 664	690 x 485 x 647

Tray - Commercial

NA IH008WH



NA IH009

Code	Type	Vol. litre	Ext. L x W x H mm	Int. L x W x H mm
NA IH008WH	Solid	-	455 x 343 x 32	420 x 305 x 25
NA IH009	Solid	-	445 x 315 x 58	422 x 292 x 55

Tub - Oval - 54 Litre



Code	Type	Vol. litre	Ext. L x W x H mm	Int. L x W x H mm
NA IH091	Solid	54	700 x 600 x 340	635 x 535 x 320

Bin - "Big Bin" - Remoulded - Food Grade



Code	Vol. litre	Ext. L x W x H mm	Description
TS RT350	350	1250 x 760 x 660	Dollies or Trolley Available to suit

Bin - "Big Bin" - Tapered

MADE FROM EXTRA HEAVY DUTY
INDUSTRIAL PLASTIC



RE M500BLU shown
with optional dolly

- ✓ Low density polyethylene
- ✓ Non Toxic
- ✓ Easily cleaned
- ✓ Impact absorbing
- ✓ Resistant to most chemicals
- ✓ Suitable for operating temperatures between -10°C and +60°C



Bin Code	Type	Vol. litre	Top L x W mm*	Base L x W x H mm*
RE M500	Tapered	500	1100 x 720	960 x 580 x 740
RE TD L31GFL33	Optional light duty dolly to suit RE M500			
RE TD M31GFM64	Optional medium duty dolly to suit RE M500			
Add to bin code: NAT <input type="checkbox"/> BLA <input checked="" type="checkbox"/> BLU <input type="checkbox"/> eg. Natural bin = RE M500 NAT				

Bin - "Big Bin" - Rectangular

Big bins for big jobs! Ideal for food, healthcare, textiles, pharmaceutical, laundries and most manufacturing industries.



Rectangular and square units require side support framework if being filled with liquid (supports ex-stock for main models) Outlets can be fused to tanks as required including any necessary valves, etc.

Bin Code	Type	Vol. litre	L x W x H mm **	Lid Code
RE M130	Rectangular	130	680 x 440 x 500	RE M130L
RE M170	Rectangular	170	680 x 440 x 650	RE M130L
RE M180	Rectangular	180	820 x 520 x 540	RE M180L
LI TA1216*	Rectangular	250	1030 x 510 x 495	LI TA1217
RE M300	Rectangular	300	1630 x 435 x 430	No lid
RE M322	Rectangular	320	915 x 610 x 610	RE M322L
RE M422	Rectangular	450	1220 x 610 x 610	RE M422L
RE M600	Rectangular	600	1200 x 700 x 750	No lid
Add to bin code: NAT <input type="checkbox"/> BLA <input type="checkbox"/> BLU <input type="checkbox"/> eg. Natural bin = RE M130NAT * Available in Natural only ** Measurement is excluding Lip				
RE TD L21GFL14	Optional dolly with 75mm castors to suit RE M130 & RE M170			
RE TD L21GFL33	Optional dolly with 100mm castors to suit RE M130 & RE M170			
RE TD L20GFL33	Optional dolly with 100mm castors to suit RE M180			
RE TD L22GFL33	Optional dolly with 100mm castors to suit RE M322			
RE TD L23GFL33	Optional dolly with 100mm castors to suit RE M422			
RE TD L33G L33	Optional dolly with 100mm castors to suit RE M600			

Bin - "Big Bin" - Tray

Heavy duty rotomould tray in food grade polyethylene. Easily cleaned, high impact absorbing, resistant to most chemicals. Suitable for operating temperature of between -10 and +60 degrees Celsius.



RE M180T

Code	Type	Vol. litre	L x W x H mm*
RE M180T	Tray	25	813 x 517 x 103
BR BR3	Tray	80	980 x 520 x 180
LI MH1659	Tray	120	1160 x 540 x 200

Add to bin code: NAT ☐ BLA ☐ eg. Natural bin = RE M180TNAT

Bin - "Big Bin" - Pallet Type

These food grade pallet bins can be moved with a forklift or pallet truck for easy handling and fast, accessible storage. Perfect for pet food, fruit and vegetables, nuts and general materials handling. Options include lids and rotatable bases.



RE M1000NAT



LI MH1630

Code	Colour	Vol. litre	Int. L x W x H mm	Lid Code
LI MH1630*	Blue	1000	1100 x 1100 x 1150	LI MH1631
LI MH1632	Blue	1000	1100 x 1100 x 1150	LI MH1631
RE M1000NAT*	Natural	1000	1100 x 1120 x 1115	With Lid
RE M1000BLA*	Black	1000	1100 x 1120 x 1115	With Lid

LI MH1630*, REMH1000NAT*, RE M1000BLA*: Without Rotatable Base;
LI MH1632: With Rotatable Base.

Bin - "Big Bin" - Square

Big bins for big jobs! Heavy duty remoulded bins in food grade polyethylene. Ideal for food, healthcare, textiles, pharmaceutical, laundries and most manufacturing industries.

Easily cleaned, high impact absorbing, resistant to most chemicals.



DX R160 with optional Dolly

BR BR6

DX R340/915 with optional Dolly

Bin Code	Type	Vol. litre	Top L x W x H mm	Lid Code
BR BR6	Square	100	435 x 435 x 600	No Lid
DX R160	Square	160	690 x 690 x 490	DX R160LID
DX R340/915	Square	340	670 x 670 x 955	DX R340/915LID

Add to code: Add to bin code: NAT ☐ BLA ☐ eg. Natural bin = BR BR6NAT

Bin - Vitub - 200 Litre

Designed with smooth lines, and in food grade material, the large capacity 200 litre Vitub is ideal for a multitude of applications.



Code	Type	Vol. litre	Ext. L x W x H mm	Int. L x W x H mm
NA IH539	Solid	200	990 x 660 x 470	910 x 580 x 460
Add to bin code: WH <input type="checkbox"/> (food grade) BLK <input type="checkbox"/> (non food grade) eg. White food grade bin = NA IH539WH				

Bin - Storage Tote with Lid - 53 Litre & 75 Litre

A must for storage and transport. Reinforced rib bottom allows product to be dragged. User friendly grip handles decrease the potential of hand injury. Lid snaps tight, keeping contents secure.



Code	Type	Vol. litre	L x W x H mm	Pallet
TR 3011	Solid	53	708 x 434 x 272	Fits 120cm Pallets
TR 3012	Solid	75	708 x 434 x 384	Fits 120cm Pallets
Add to code: BU= <input type="checkbox"/> YE= <input type="checkbox"/> GR= <input type="checkbox"/> RE= <input type="checkbox"/> CL= <input type="checkbox"/> WHT= <input type="checkbox"/> GY= <input type="checkbox"/> eg. White bin = TR 3011WHT				

Bin - Round Bin

Durable, heavy-duty containers that are built tough to survive rough handling and rugged environments. All plastic construction will not rust, chip or peel; resists dents and double-ribbed base increases stability and dragging capacity. Reinforced rims add strength and durability whilst built-in handles allow easy, non-slip lifting and anti-jam nesting. Strong, snap-on lids are available for secure, stable stacking.



Four vent channels provide 50% less worker exertion.



Double-ribbed base increases stability and dragging capacity



Comes with four trash liner grooves for attachment

Code	Capacity L	Diameter mm
TR 1011	38	400 x 440
TR 1012	75	490 x 570
TR 1013	121	560 x 700
TR 1014	166	610 x 800
Add to code: BU= <input type="checkbox"/> YE= <input type="checkbox"/> GR= <input type="checkbox"/> RE= <input type="checkbox"/> WHT= <input type="checkbox"/> GY= <input type="checkbox"/> eg. Blue bin = TR 1013BU		

Bin - Round - Industrial Quality

Nally storage bins are used extensively throughout the meat, small-goods and food processing industries and in the manufacture, storage and movement of pharmaceuticals, chemicals, textiles and leathers.



NA IP015
Red / White

NA IP018
Green / White



NA IP025 - shown with optional lid
Optional Dolly
NA TD L03ZFL35

Bin Code	Vol. litre	Height mm	Top Dia. mm	Lid Code
NA IP015	67	508	540	NA IP016
NA IP018	84	610	540	NA IP016
NA IP025	113	455	637	NA IP026
RE TD L02ZFL35	Optional dolly with 50mm castor to suit NA IP015			
RE TD L03ZFL35	Optional dolly with 50mm castor to suit NA IP018			
RE TD M02Z L14	Optional dolly with 75mm castor to suit NA IP015			
RE TD M03Z L14	Optional dolly with 75mm castor to suit NA IP018			
RE TD M04Z L14	Optional dolly with 75mm castor to suit NA IP025			
Add to code: WH = <input type="checkbox"/> GR= <input checked="" type="checkbox"/> RE = <input checked="" type="checkbox"/> eg. Red Bin = NA IP015RE				

Bin Lid - Round



Code	Suits Bin	Capacity L	Diameter W x H mm
TR 1611	TR 1011	38	406 x 52
TR 1612	TR 1012	75	507 x 66
TR 1613	TR 1013	121	570 x 59
TR 1614	TR 1014	166	622 x 60
Add to code: BU= <input type="checkbox"/> YE= <input type="checkbox"/> GR= <input type="checkbox"/> RE= <input type="checkbox"/> WHT= <input type="checkbox"/> GY= <input type="checkbox"/> eg. Grey Lid = TR 1613GY			

Bin Dolly - Round



Foot fixing position, easy loading and unloading.

TR 1811BK

Code	Suits Bin	Prod Size mm
TR 1811BK	THOR 75 litre - 121 litre - 166 litre - 208 litre Round Bins	464 x 168

Bin - Slimline Rectangular Bin

Our products are made of high quality material and have sturdy structure to prolong life. The slim rectangle shape is space efficient and fits tight spaces. Vent channels are designed for easy lifting of a filled trash liner and less worker exertion. Comes with four trash liner grooves for easy attachment without the need to tie knots. Bottom hand-holds assist in emptying. Multiple interchangeable tops are available to fit for various applications. Custom imprinting available.



Code	Capacity L	Diameter mm	Colours
TR 1211	60	507 x 272 x 632	Blue/Beige/ Grey/Black
TR 1213	87	570 x 272 x 756	Blue/Beige/ Grey/Black
TR 1643L	Handle Lid		Grey
TR 1641	Bottle/Can Recycling Lid		Green
TR 1814	Svelte Dollies	516 x 290 x 260	Black
Add to code: BU = ■ BK= ■ GY= ■ BG= ■ GN= ■ eg. Blue bin = TR 1013BU			

Bin - Square Storage Container

Comes with an ergonomic handle with a smooth and comfortable feeling. Reinforced rims add strength and durability. 4 mm thick walls add strength and durability. 30 mm width bottom hand grips assist in emptying. Tight fitting lids help protect the contents. Square dollies are available to ensure easy mobility and manoeuvrability of heavy loads.



Bin Code	Vol. litre	Width mm	Length mm	Height mm
TR 1233GY	150	597	597	730
TR 1663GY	Lid to suit above			

Bin Rack



Code	Description	Dimensions mm	Load kg	Colour
TR 4492BK	THOR Utility/Dunnage Rack	122 x 40 x 30.5	900	Black

Pallet - Export - Flat Top

Made from high density polyethylene this is the ideal export pallet. Designed to interlock, ensuring secure storage and transport and very safe with no nails, splinters or broken boards that can cause costly damage. Very environmentally responsible and economical, easy to clean and no need for costly fumigation. High pressure injection moulded Export Pallet featuring flat top and underside with ribbing pattern and picture frame style bottom runners. Designed for four-way fork access to pallet by forklift truck and pallet jacks and compatible with loading into most common sea shipping containers. This Export Pallet is able to be commercially washed and is 100% Recyclable at the end of service life.

- Plastic Pallet Features:**
- ✓ Component Weight kg: 16.5
 - ✓ Static Storage kg UDL: 4500
 - ✓ Dynamic (forklift operation) kg UDL: 1000
 - ✓ Supply Chain Transportation kg UDL: 1000.




Code	L x W x H mm	SWL kg	Static Load kg	Weight kg
NA NS920	1100 x 1100 x 150	1000	4500	15

Pallet - Enviropal

The Enviropal Plastic Pallet is Australian made from Post Consumer Plastic Waste making it both environmentally friendly and economical. This Plastic Pallet is sized to fit the Australian footprint and is ideal for both drive-in and beam racking. The Enviropal Plastic Pallet has been specially designed with the food and pharmaceutical industries in mind and can be chemically sterilised, steam cleaned, or hot washed without any effect to the corrosion proof body. The Enviropal Plastic Pallet is 100% recyclable.

- Plastic Pallet Specifications:**
- ✓ Corrosion proof construction.
 - ✓ Four way forklift entry points.
 - ✓ Two way pallet jack entry.
 - ✓ Unique slip-resistant surface.
 - ✓ Weighs only 34kg.



Code	L x W x H mm	Beam Racking	Drive In Racking	Static Load	Weight
NA 126756	1165 x 1165 x 150	2000kg	1000kg	8000kg	34kg

Pallet - Polyethylene - Vipallet

The ideal pallet for food processing, pharmaceuticals, groceries, printing, textiles, chemicals, beverages, tanning and general industrial applications. Maximum load for selective racking and forklift transport is 1000kg.

Plastic Pallet Features:


- ✓ Four way forklift entry
- ✓ Two way pallet truck entry.
- ✓ Weighs only 17kg.
- ✓ Pallet is injection moulded.
- ✓ Pallet is food grade.



Code	L x W x H mm	Dynamic Load kg	Static Load kg	Weight kg
NA H537	1168 x 1168 x 160	1000	4000	17

Pallet - Polyethylene - Eco Pallet


Australian standard sized rackable plastic pallet with 4 way forklift entry access enabling efficient handling in limited spaces. Made from 100% recycled material.



Code	L x W mm	Beam Rack Capacity kg	Static Capacity kg	Weight kg
TS ECO1160L	1165 x 1165	2000	10000	17.6

Pallet - Polyethylene - Heavy Duty

Heavy Duty, Smooth Flat Deck Surface with Anti Slip. Available in 100% Recycled or Virgin Material.



Code	L x W mm	Beam Rack Capacity kg	Static Capacity kg	Weight kg
TS ECO1165MS	1165 x 1165	2000	10000	24.3

Bin - Megabin

The MegaBin is Australia's most versatile bin. Designed for the transport and storage of all rural produce including fruits and vegetables, grapes and olives.

Rounded corners and smoother interior surfaces results in less bruising and damage to your produce. Multiple vents in sides and base provide superior airflow so products cool faster adding valuable shelf life to your produce.

The design is compatible with most bin handling equipment and Megabins are up to 40% lighter in weight than timber bins and the weight is constant as they don't absorb moisture. This allows for freight efficiencies of 4-5%. In practice you are able to transport 2-3 extra bins of fruit per semi-trailer load.

A lid, tipping bars, hotstamping and numbering are all optionally available.

Features

- ✓ Rounded corners and smooth, non porous surface
- ✓ Multiple vents in sides and base
- ✓ Unique design with a larger forklift entry than timber bins
- ✓ Moulded label holders for cards & tags
- ✓ Built-in, comfortable hand holds for easy lifting & handling
- ✓ Positive interlocking foot design permitting fast & safe stacking
- ✓ 500 kg Capacity

NA MS7810



NA MS7800

NA 126389



Code	Type	Vol. litre	Int. L x W mm	Ext. L x W x H mm	Weight kg
NA MS7800	Solid	755	1082 x 1082	1165 x 1165 x 780	44
NA MS7810	Vented	755	1082 x 1082	1165 x 1165 x 780	44
NA 126389	Optional Lid to suit Megabin				

Bin - Megabin - Collapsible

Environmental protection material PP and PE ensure the purity, safety and degradation of raw material. Small storage can save a lot of space. Pulling black handle down is the key to fold the box.



Code	Loading Weight	L x W x H (Open) mm	L x W x H (Close) mm	Weight kg
TS HMT116KW4	4T	1160 x 1160 x 800	1160 x 1160 x 300	46

Bin - Round Heavy Duty

Designed to be nested when empty, these space saving robust containers come in a variety of sizes with lids. They are ideal for both liquid and powder storage with easy access for dispensing.



Bin Code	Vol. litre	Height mm	Top Dia. mm	Lid Code
VI MH1640	40	460	430	VI MH1641
VI MH1643	58	450	490	VI MH1644
VI MH1647	115	710	540	VI MH1649

Add to code: NAT = natural BLK = black eg. White bin = VI MH1640NAT

Bin - Round Heavy Duty - 200 litre

Heavy duty rotomould round bin in food grade polyethylene that is easily cleaned, high impact absorbing and resistant to most chemicals. Ideal for food, healthcare, textiles, pharmaceutical, laundries and most manufacturing industries.



RE M200NAT with Optional Lid



RE M200BLA

Code	Colour	Vol. litre	Height mm	Rim Dia. mm
RE M200BLA	Black	200	875	640
RE M200NAT	Natural	200	875	640
NA IP026	Lid to suit above available in White only			
Dolly to suit	RE TD L41GFL14 (75mm Castor)	RE TD L41GFL33 (100mm Castor)		

Bucket - Industrial With Handle

Nally buckets are available in capacities from 13.6 litres to 22.7 litres. Their heavy duty, boil proof properties make them particularly popular in food processing establishments, dairies and hospitals.

NA N151
Red / WhiteNA N258WH
White OnlyNA N075
Red / White / Blue / Black

NA N073 Lid

Bucket Code	Vol. litre	Height mm	Top Dia. mm	Lid Code
NA N151	13.6	295	300	NA N148
NA N258WH	18.2	295	360	NA N073
NA N075	22.7	360	360	NA N073

Add to code: BLU = Blue WH = White BLK = Black RE = Red eg. Red bucket = NA N075RE

Drum - Open Head - Screw Lid

Food grade polyethylene, open head drums with large screw lid and rubber seal available in 30, 60, 120 and 200 litre.



Code	Vol. litre	Height mm	Dia. mm	Neck mm	Colour
AT 2207BLK	30	460	325	255	Black
AT 2207NAT	30	460	325	255	Natural
AT 2177BLK	60	620	402	255	Black
AT 2177NAT	60	620	402	255	Natural
NY E984	120	675	570		Blue
NY E459	200	1020	570		Blue
AT 5005	Tap to suit				

Drum - Open Head - Clamp Ring Lid

Open Head Drum with push-on rubber sealed lid and clamp ring. Food grade polyethylene. Ideal for storage and transportation of foods, liquids or granules.



BR 200030BL



RH 0623012

Code	Vol. litre	Height mm	Dia. mm	Colour
RH 0623012	120	825	500	Black
BR 200030BL	200	900	600	Blue

Drum - Closed Head - 200 Litre

Closed Head Drum with filling and vent bung. Food grade polyethylene, available in blue only. Available in 'Dangerous' and 'Non Dangerous' goods versions.



RE TD L41GFL33



Bin Code	Vol. litre	Height mm	Dia. mm	Colour	Goods Type
RH 0622021	200	925	580	Blue	Dangerous
RH 0623220A	200	925	580	Blue	Non - Dangerous

Dolly	Code	Castor	Code	Castor
Dolly to suit	RE TD L41GFL14	(75mm Castor)	RE TD L41GFL33	(100mm Castor)

Drum - Rectangular

Food grade polyethylene drum with screw cap and handle.

Cube drums are made to conveniently stack on top of each other for easy storage. Outlet with bung for optional tap.

Contact Reflex Equip today for expert advice on the right Rectangular Plastic Drum for your particular application.



Code	Vol. litre	Height mm	Top / Base Dia. mm	Colour
RH 15NAT	15	300	280 / 280	Natural
RH 15DGBLA*	15	300	280 / 280	Black
RH 25NAT	25	440	280 / 280	Natural
RH 25DGBLA*	25	440	280 / 280	Black
AT 5005	Tap to suit		*Dangerous Goods version	

Jerry Can - Water - 20 Litre

Food grade polyethylene jerry can suitable for water or other similar use. Available in white only with carry handle, screw cap, nozzle and threaded outlet with bung (for optional tap).

Not suitable for fuels or chemicals



Code	Vol. litre	Height mm	L x W mm	Colour
BM 00176-4	20	520	340 x 160	Natural
AT 5005	Tap to suit			Black

Drum - Closed Head

Designed to offer clear smooth internal walls with 150mm sealable screw lid, these containers offer strength, easy access and calibrated level indicators.



Bin Code	Vol. litre	Height mm	Diameter mm
VI MH1605	125	675	495
VI MH1606	235	865	600
VI MH1607	265	1040	590

Add to code: NAT = natural BLU = blue eg. Natural bin = VI MH1606NAT

Drum Pourer - Safepour

Safepour is the safe and cost effective way to decant liquids in your work place.

The Safepour has been developed to hold 15-25 litre rectangle/round/plastic/metal drums and removes the need to struggle with heavy and awkward drums of liquids. This minimises the risk of back and other injuries caused by spillage and saves the costs associated with fluid loss.



Code	Capacity litre	Weight kg
PH SAF225	15 - 25	8

Jerrycan - Fuel Safe™

FUEL SAFE™ jerrycans transport fuel and other flammable materials safely and securely and are specially designed with self-venting nozzles to prevent glugging and accidental spillage.

Constructed from a carefully formulated high density polyethylene plastic, FUEL SAFE™ jerrycans represent the ideal solution for fleet operators, industrial applications, tradesmen and contractors. They are also suitable for consumers who require efficient, safe storage and transportation of flammable liquids such as petrol, diesel, methylated spirits and mineral turpentine.



Code	Vol. litre	Width mm	Depth mm	Height mm
HA VISJC5	5	250	130	240
HA VISJC10	10	320	150	320
HA VISJC20	20	350	150	510

4

HANDLING
& LIFTING
EQUIPMENT

Scissor Lift Tables ----- 60

Scissor Lift Trolleys ----- 60

 Pallet Jacks ----- 62

 Skid Lifters ----- 63

Mast Lift Trolleys ----- 63

 Lifter Movers ----- 66

 Powered Tugs ----- 67

 Load Restraints ----- 67

Ratchet Tie Downs ----- 67

 Pallet Positioners ----- 68

 Pallet Turnable ----- 69



Scissor Lift Table - Electric Lift - TS HTFG

Remote Power System, easy for controlling, convenient for maintenance. Electronic Controlling Box with UP, DOWN & Emergency Buttons. Electric Controlling System is imported from Europe.



Code	Capacity kg	Min Height mm	Max Height mm	Platform mm	Elevation Time
TS HTFG	1000	82	760	1450 x 1140	8 sec

Scissor Lift Table - Electric Lift - TS HIW4

Made of High Quality Steel and is designed to be durable, reliable and easy to use. Electric Controlling System is imported from Europe. Compact Structure gives balanced lifting and lowering. Large Capacity.



Code	Capacity kg	Min Height mm	Max Height mm	Platform mm	Elevation Time
TS HIW4	2000	190	1010	1300 x 800	40 sec

Scissor Lift Trolley - Powerlift DCD100

The DCD100 reaches to 1482 mm and is an ideal lifting aid for any product that must be raised to higher shelves or racking; it's ideal to stack supermarket shelves.




Ideal for environments where hydraulics can't be used



Code	Capacity kg	Min Height mm	Max Height mm	Platform mm	Elevation Time
ST DCD100	100	512	1428	895 x 480	20 sec

Scissor Lift Trolley - Powerlift DC250

DC 250s with a lift of 855mm have been adapted for use as baby change tables in day care and crèche facilities, dog grooming tables and a multitude of office and factory applications. Lifting is made quick and easy with this quiet, clean, battery powered unit. Greatly reduces the risk of injury from bending and lifting.



High duty cycle, rechargeable battery, up to 150 lifts per charge.

Code	Capacity kg	Min Height mm	Max Height mm	Platform mm	Elevation Time
ST DC250	250	365	855	895 x 480	20 sec

Scissor Lift Trolley - TS TF15

The Reflex range of hydraulic scissor lift trolleys is designed to provide improved ergonomic conditions to ensure the health, safety and comfort of the operator.



Code	Capacity kg	Table Height Range mm	Platform mm	Handle Height mm
TS TF15	150	220 - 750	700 x 450 x 36	950

Scissor Lift Trolley - TS TF75

The Reflex range of hydraulic scissor lift trolleys is designed to 1000 x 510 deck, 750kg capacity. Manual Push. Precision hydraulic foot pump. Quick release system.



Code	Capacity kg	Table Height Range mm	Platform mm	Handle Height mm
TS TF75	750	420 - 900	1000 x 510 x 55	1000

Scissor Lift Trolley - TS TF30 & TS TF50

Code	Capacity kg	Table Height Range mm	Platform mm	Handle Height mm
TS TF30	300	285 - 880	815 x 500 x 50	990
TS TF50	500	285 - 880	815 x 500 x 50	990

Scissor Lift Trolley - TS TG50 & TS TG100

Code	Capacity kg	Table Height Range mm	Platform mm	Handle Height mm
TS TG50	500	286 - 915	1600 x 810 x 55	990
TS TG100	1000	360 - 1400	2050 x 750 x 55	990

Scissor Lift Trolley - TS TFD35

Positive braking system on rear wheels for safety. Very manoeuvrable. Manual Push. Precision hydraulic foot pump. Quick release system.



Code	Capacity kg	Table Height Range mm	Platform mm	Handle Height mm
TS TFD35	350	355 - 1300	910 x 500 x 53	975

Scissor Lift Trolley - TS TFD70

Positive braking system on rear wheels for safety. Very manoeuvrable. Manual Push. Precision hydraulic foot pump. Quick release system.



Code	Capacity kg	Table Height Range mm	Platform mm	Handle Height mm
TS TFD70	700	450 - 1500	1220 x 610 x 53	1015

Scissor Lift Trolley - Electric - TS ETF50

Electric Trolley with precision hydraulic pump and lockable wheels.

- ✓ Electric Lifting.
- ✓ Great for loads up to 500kg.
- ✓ Outstanding lift and lowering speeds.
- ✓ Lifts to over 1m.



Code	Capacity kg	Table Height Range mm	Platform mm	Handle Height mm
TS ETF50	500	440 - 1025	1010 x 520 x 50	970

Scissor Lift Trolley - Electric - TS ETFD35

Double Scissor lift action, the Electric Scissor Lift Trolleys is designed to provide improved ergonomic conditions to ensure the health, safety and comfort of the operator.



Code	Capacity kg	Table Height Range mm	Platform mm	Handle Height mm
TS ETFD35	350	370 - 1300	910 X 500 X 53	920

Scissor Lift Trolley - TS TF200

Hydraulic Scissor Lift Trolleys provide a safe and efficient method of lifting & transporting loads with improved productivity and efficiency in the work place. Features 200mm rubber wheels for excellent performance on uneven or rough terrain.



Code	Capacity kg	Table Height Range mm	Platform mm	Handle Height mm
TS TF200	200	345 - 1010	1000 x 500 x 35	1050

Scissor Lift Trolley - Stainless Steel - TS TF50S

Foot operated Hydraulic lift. 450kg capacity. Precision hydraulic foot pump. Quick release system. Positive Breaking Systems. Handle folds flat for easy storage.



Code	Capacity kg	Table Height Range mm	Platform mm	Castor Wheel mm
TS TF50S	450	290 - 890	815 X 500	125 x 40

Scissor Lift Trolley - Stainless Steel - TS TFD15S



Code	Capacity kg	Table Height Range mm	Platform mm	Castor Wheel mm
TS TFD15S	100	250 - 1220	700 X 445	100 x 25

Scissor Lift Trolley - Stainless Steel - TS TFD35S



Code	Capacity kg	Table Height Range mm	Platform mm	Castor Wheel mm
TS TFD35S	350	355 - 1300	910 X 500	125 x 40

Pallet Truck - Pallet Jack - Narrow/Standard

Code	Width mm	Length mm	Height mm	Capacity kg
TS AC25-450	450	1150	75-185	2500
TS AC25-520	520	1150	75-185	2500
TS AC25-685	685	1150	75-185	2500
Use for Standard "Chep" pallet width				

Pallet Truck - Pallet Jack - Low Boy

Code	Width mm	Length mm	Height mm	Capacity kg
TS ACLOW-540	540	1150	51-165	2000
TS ACLOW-685	685	1150	51-165	2000
Not suitable for CHEP pallets				
Perfect for moving low entry skids with a low height of 51mm.				

Pallet Truck - Pallet Jack - Super Long

Code	Width mm	Length mm	Height mm	Capacity kg
TS ACL20-685	685	1800	75-190	2000
Use for Standard "Chep" pallet width				

Pallet Truck - Pallet Jack - Stubbie - Narrow

Code	Width mm	Length mm	Height mm	Capacity kg
TS AC25-450/800	450	800	75-190	2500
TS AC25-520/800	520	800	75-190	2500

Pallet Truck - Pallet Jack - Braked - Standard

For loading and unloading goods in warehouse, docks and factories.



Code	Width mm	Length mm	Height mm	Capacity kg
TS AC20HO	685	1150	85-200	2000
Use for Standard "Chep" pallet width				

Pallet Truck - Pallet Jack - Scales - Standard

A great alternative for users who need pallet weights for transportation.



Code	Width mm	Length mm	Height mm	Capacity kg
TS WAQ25E540	540	1150	88-200	2000
TS WAQ25E685	685	1150	88-200	2000

Pallet Truck - Pallet Jack - Galvanised

Code	Width mm	Length mm	Height mm	Capacity kg
TS ACZ20L	685	1150	75-190	2000

Pallet Truck - Pallet Jack - Stainless Steel

Code	Width mm	Length mm	Height mm	Capacity kg
TS ACS20-685	685	1150	75-190	2000

Skid Lifter - 1000kg Electric

This Electric Skid Lifter features 1000kg capacity and a reliable 12V/60Ah battery with 0.8Kw power unit for easier & faster lifting. Welded steel frame & forks handle heavy loads with ease. Also suitable as a lift table or work bench.



Code	Width mm	Length mm	Height mm	Capacity kg
TS EX-685	680	1170	85-800	1000
Not suitable for "Chep" pallet width.				

Skid Lifter - Manual

Skid Lifters reduce unnecessary bending thus improving material handling productivity, increasing efficiency and reducing potential worker injury. With a 1000kg capacity this Skid Lifter is suitable as a lift table or workbench. Stabilisers ensure maximum stability.



Code	Width mm	Length mm	Height mm	Capacity kg
TS HLTN10540	540	1150	85 - 800	1000
TS HLTN10680	680	1150	85 - 800	1000

Lifter - Platform Stacker

Foot pedal pump operation. Overload protection valve equipped. Hard chrome plated frame. Double frame rollers and double steering rollers ensures a stable and safe operation.



Code	Capacity kg	Lift Range mm	Platform mm	L x W x H mm
TS FP0415	400	200 - 1500	590 x 650	1015 x 590 x 1630

Lifter - Hyloader Minilift

The MiniLift is rated to safely handle 200kg at a 350 mm load centre and uses a 24 volt battery circuit for lifting and lowering. No 'metal to metal' contact at the mast/carriage assembly which eliminates any foreign particles migrating into your process, ideal for use in Food, Beverage, Pharmaceutical applications.

It features an electronic overload protection to prevent operators lifting above the rated capacity.

- ✓ Hospital - Warehouse - Library - Laboratory - Catering - Factory
- ✓ Max load 200kg
- ✓ 6 hour recharge
- ✓ 185 lifts per charge (100kg)
- ✓ Electronic overload protection
- ✓ Polyurethane tyred wheels
- ✓ Three 'Ramp Speed' variants to tailor lift speed acceleration in critical applications or where loads being handled are very sensitive.



Code	Capacity	Lift Height	Platform Size mm	L x W x H mm
HY MLSTDBC	200 kg	100-1400mm	600 x 550	860 x 580 x 2020

Lifter - ML1 Series

This Mast Lift Trolley has been designed with constantly lifting heavy items from the floor to benches and from the rear of vehicles. Perfect for Lifting and Transporting heavy loads.

- ✓ Stylish Design
- ✓ Easy to transport - folds and unfolds in 30 seconds.
- ✓ Patented, silent winch - locks the load at any height.
- ✓ Steel cable inside mast for safety (prevent pinch points).
- ✓ 250mm puncture proof, light-weight wheels - good traction and smooth ride even over rough terrain.



Code	Capacity	Lift Height	Width x Depth mm	Height mm
MA ML1	120kg	1050mm	710 x 510	1370

Lifter - Mini Aluminium Hand Stacker

The lifters have the versatility of a hand truck but with the ability to raise loads of up to 90kg by means of an easy wind up winch. Folds and loads easily into a ute or station wagon.

- ✓ Quickly convert from a lifter to a platform trolley.
- ✓ Easy Disassembling and assembling.
- ✓ Lifting runners with flanged rollers, operated with safety winch.
- ✓ Manoeuvrable, powerful lifting devices-can be used for any lifting work.
- ✓ Fit into smaller spaces when disassembled.
- ✓ Light Aluminium mast, easy handling.
- ✓ Lift by winch.
- ✓ The best brake function with special design.
- ✓ The right mini-lifter for every load.



Code	Capacity kg	Lift Height mm	Table Size mm	Folded Size L x W x H mm	N.W.
TS DEP90	90	25 - 1500	355 x 420	559 x 360 x 1125	30kg

Lifter - Electric Transporter - TS MES150

The MES150 Electric Lifter suits a wide variety of applications.

- ✓ Highly manoeuvrable and lightweight
- ✓ Swivel castors fitted with foot brakes
- ✓ Easy to use up and down switching

Model	TS MES150
Capacity	150 kg
Lifting Height	1550 mm
Fork Height	130 mm
Fork Overall Width	460 mm
Fork Length	460 mm
Front wheel	Φ75*32 mm
Rear wheel	Φ100*32 mm
Lifting speed full load/no load	70/83 mm/s
Lowering speed full load/no load	101/85 mm/s
Battery	12V / 7Ah
Motor	12 V
Weight	58 kg
Warranty	1 year



Platform Lifting Trolley

Platform Lifting Trolleys are ideally suited to unloading skids up to 400kg in smaller workshops and warehouses, hospitals and assembly lines. All models have a powder-coated finish and are fitted with both overload valve and slow lowering valve to control speed as well. All models are available with a choice of manual foot pump hydraulic actuation or battery powered electro hydraulic lift.



- ✓ High quality, heavy duty construction for reliability.
- ✓ Available in a variety of lift heights to suit many applications.
- ✓ Top quality, heavy load bearing castors ensure durability.
- ✓ Supplied with both a removable work platform and fork tynes.
- ✓ Manual and battery powered models available.
- ✓ Fitted with rear swivel brake wheels as standard to prevent the table from moving whilst loading and unloading.
- ✓ Adjustable tyne width.

Manual Code	PH PHK1200	PH PHK1500	PH PHK1700
Model PHK	1200	1500	1700
Max Load kg	400	400	400
Operation	Manual	Manual	Manual
Length mm	1050	1050	1050
Width mm	595	595	595
Height mm	1435	1730	1925
Platform mm	650 x 580	650 x 580	650 x 580
Lift Height mm	1200	1500	1700
Min Height mm	90	90	90
Tyne Length mm	645	645	645
Tyne Width mm	110	110	110
Exterior width mm	550	550	550
Net weight kg	84	89	93
Electric Code	PH PHK1200E	PH PHK1500E	PH PHK1700E
Net weight kg	128	135	138

Same specification as manual models except for Net Weight

Lifter - Hyloader Multilift

The Hyloader Multilift is a multi-purpose lift truck capable of performing various lifting operations simply by exchanging attachments.

A single mast design and diagonally opposed roller carriage system provides excellent load stability and unobstructed vision.

The MultiLift can be manufactured with almost any base configuration together with various mast height options. Standard attachments include Fixed Forks, Adjustable Forks, Slip-On-Platform or a three position Jib.

Base Unit Capacity

350 kg@ 350 load centre

Lift Height

1500mm

Base Size

680 ext x 525 int x 100 H mm

Dimensions

1000L x 680W x 2025H mm



FIXED FORKS
Blade: 600L x 75W x 75H
Lowers to 100mm
Raises to 1580mm
Inside Width: 500mm
Outside Width: 650mm
Weight: 15kg



ADJUSTABLE FORKS
Blade: 600L x 75W x 20H
Lowers to 20mm
Raises to 1500mm
Inside Width: 6mm to 500mm
Outside Width: 156mm to 650mm
Weight: 34kg



SLIP ON PLATFORM
To suit fixed or adjustable forks
Length: 700mm
Width: 700mm
Thickness: 3mm
Weight: 14kg



Max 60 litres

DRUM TIPPER



CRANE JIB
Lowers to 630mm
Max. Load at reach
350kg at 350mm
300kg at 450mm
250kg at 550mm
Weight: 9kg

Code	Attachments	Code	Attachments
HY HMBODY	Basic Unit	HY HMPLAT	Slip On Platform
HY HMFORKADJ	Adjustable Forks	HY HMHOOK	Crane Jib
HY HMFORKFIX	Fixed Forks		

Mast Lift Trolley - Hand Winch - Hand Stacker

Lightweight Winch Operated Stacker that's ideal for Tradespeople. The compact design allows you to lift and manoeuvre in tight work areas and spaces and folds and loads easily into a ute or station wagon. 181kg Load Capacity.

Mast Lift Trolley Features:

- ✓ Lightweight stacker
- ✓ Foldable forks
- ✓ Easily loads into a ute or van
- ✓ Compact manoeuvrable design



Code	Width mm	Length mm	Height mm	Capacity kg
TS WFH181	630	570	90-2400	181

Mast Lift Trolley - Manual - Hand Stacker

Suitable only for open based pallets.

This versatile Hand Stacker has up to a large 1500kg capacity and a 2500mm lift.

Featuring precision hydraulics and foot or hand pump action.

Mast Lift Trolley Features:

- ✓ Able to straddle pallets.
- ✓ Large 1500kg capacity.
- ✓ Manual Push.
- ✓ Precision hydraulic.
- ✓ Foot or hand operated pump.



TS SFH10W

TS SFH15 & TS SFHD10

Code	Fork Size mm	Fork Length mm	Fork Height Range mm	Fork Overall Width mm	Mast Height Min. mm	Capacity kg
TS SFH15	150/160 x 60	1200	85-1600	300-740	1980	1500
TS SFHD10	150/160 x 60	1200	85-2500	300-740	1830	1000
TS SFH10W	150/160 x 60	900	85-1600	300-1360	1980	1000

Mast Lift Trolley - Standard Steel Lifter

Standard Steel Lifter Feature:

- ✓ Overall Size: 880 x 570 x 1545mm.
- ✓ Thick steel sheet platform.
- ✓ Large size wheels for easier manoeuvrability.
- ✓ Robust frame.
- ✓ Precision Quality hydraulic pump.
- ✓ Light weight 80kg.



Code	Lift Range mm	Platform Size mm	Overall Height mm	Capacity kg
TS 3W219	10-1350	560 x 560	1545	340

Mast Lift Trolley - Hand Winch - Hand Stacker

High quality aluminium hand winch platform trolley that features a maximum working height of 5 metres.

Rolls easily through single doorway in upright position and quick and easy setup that requires no tools.

Mast Lift Trolley Features:

- ✓ Heavy duty design.
- ✓ Rolls easily through single door in upright position.
- ✓ Quick setup requires no tools.
- ✓ Interchangeable load handling attachments.
- ✓ Compact design, legs fold up for easy storage.
- ✓ Aluminium Stacker.



Code	Capacity kg	Max. Working Height mm	Overall Length mm	Weight kg
TS MER35	350	3500	1500	120
TS MER50	300	5000	1880	145

Mast Lift Trolley - Electric - Platform Stacker

This wide leg straddle platform stacker is ideally suited to unloading skids in smaller workshops and warehouses, hospitals and assembly lines. It features an adjustable fork with and electromagnetic service brake.

Electric Mast Lift Platform Lifting Trolley Features:

- ✓ Huge 2840mm maximum lift height
- ✓ Adjustable Fork Width
- ✓ Electromagnetic Service brake
- ✓ 2 x 12V/85Ah batteries



Code	Width mm	Length mm	Fork Height mm	Mast Height Min. mm	Capacity kg
TS ECL1029M	1400	1150	2840	1950	1000

Mast Lift Trolley - Electric - Platform Stacker

The EPS0415 Electric Mast Lift Trolley suits a wide variety of applications. The special design of this Electric Mast Lift Platform Stacker combines lifting, transporting and stacking function together. Whether to shift paper reels in an office, transfer heavy lab equipment or unload trucks in a warehouse this Electric Mast Lift Trolley can do it all with ease & safety.

Electric Mast Lift Trolley Features:

- ✓ Electrical Lift - Manual Push Operation.
- ✓ Quality batteries.
- ✓ 400kg capacity.
- ✓ Braked Rear Wheels for security.



Model	TS EPS0415
Capacity (kg)	400kg
Fork Height Range (mm)	85 - 1500mm
Platform Size (Length x Width)	650 x 576mm
Caster Dia. (mm) (PU)	Φ127x40mm
Front roller Dia. (mm) (PU)	Φ75x40mm
Battery (V/Ah)	DC12V/60Ah
Motor (V/W)	DC12V/700W

Hydraulic Lifter - Furniture Mover

For professional transport of heavy items. The Furniture Movers make moving awkward items a breeze. These Movers take up to 600kg capacity and lift to 300mm in height.



TS NFM180



TS NFM60

Code	Wheels mm	Lift Height mm	Capacity kg
TS NFM60	145	300	600
TS NFM180	145	250	1800

Waste Bin Mover

The Waste Bin Mover consists of an applicable Waste Bin Trolley and a suitable Electrodrive Tug and is an ideal solution for facilities with multiple waste bins (80-360 litre wheelie bins) that need to be regularly moved for emptying.



EL MODULAR3

EL MODULAR6

Code	Description	
EL MODULAR3	3 Bay Trailer	Codes are for the applicable Waste Bin Trolley only. A suitable Electrodrive Tug is required.
EL MODULAR6	6 Bay Trailer	

Gzunda Bed Mover

The Gzunda Bed Mover allows one person to effortlessly move heavy hospital beds with or without patients between wards and departments or to and from theatre and medical imaging.



Code	Capacity kg	L x W x H mm	Weight kg	Voltage	Range km
EL GZ10SL	500	1190 x 780 x 1126	130	24	10

Tug Compact

The Tug Compact is perfect for moving document trolleys around universities, transporting medical carts around hospitals or moving bins and linen trolleys.

The tiller handle allows the operator to walk in front of the load, reducing strain on the lower back, shoulders and legs, whilst maximising forward vision to reduce the possibilities of collisions.

- ✓ Move trolleys or wheeled objects weighing up to 500kg
- ✓ Easy attachment to trolleys
- ✓ Quiet, smooth operation with zero emissions
- ✓ Low maintenance
- ✓ Simple to use, no driver's licence required



Code	Capacity kg	Weight kg	Voltage	Approx Range km
EL TUGCOM500NH	500	110	24	10

Tug Evo

The Tug EVO allows a single operator to quickly and easily hitch to a load and move it. Steering with the tiller handle allows the operator to walk in front of a heavy load, reducing strain on the lower back, shoulders and legs, whilst maximising forward vision to reduce the possibilities of collisions.

Typical applications include moving trolleys through airports, factories or institutions, transport of stillages around a facility and moving specialist equipment.



Code	Capacity kg	Voltage	Weight kg	Range km
EL TUGEVO1TNH	1000	24	165	12
EL TUGEVO2TNH	2000	24	200	12

Tug Tough

Built with heavy industrial applications in mind, the Tug Tough utilises a powerful 48V drive system to allow a single operator to hitch to and move big loads. It is available in 10 tonne capacity, with an optional hydraulic lifting hitch available.

Typical applications include:

- ✓ Moving truck and mining engines around the workshop.
- ✓ Pulling buses or trucks through a production line.
- ✓ Towing aeroplanes in and out of hangers
- ✓ Aerospace maintenance.



Code	Capacity kg	With Lift	Lift Capacity kg	L x W x H mm	Weight kg	Range km
EL TUGTOUGH10TNH	10000	Yes	5000	1910 x 750 x 995	390	12

Load Restraint - 4 metre Weekender


Lightweight and versatile this unit features 25mm ratchet assembly with PVC coated "S" hooks. It is well suited to general light duty applications including marquee tie down, bundling product and roof racks.



Code	Lashing Capacity kg	Pretension kg	Length mm
SS B1WEEKEND	250	125	4000

Load Restraint - 6 metre Tradesman

Features 35mm ratchet assembly fitted with "S" hooks, a wide handle for better grip and lock down safety. Ideal for utilities, box trailers etc..



Code	Lashing Capacity kg	Pretension kg	Length mm
SS D1TRADES	500	250	6000

Replacement Strap

Ratchet Tie Down Load Restraint replacement strap fitted with heavy duty hook and keeper. Fully Certified AS4380.



A Lashing Capacity (LC) is the maximum safe load weight recommended for a tie down. Overloading may result in failure.

Code	Size mm	Length m	Lashing Capacity kg
GR GLS5009	50	9	2500
GR GLS5011	50	11	2500
GR GLS5013	50	13	2500

Ratchet Tie Down - Load Restraint



Code	Size mm	Length m	Lashing Capacity kg
GR GLR255	25	5	750
GR GLR356	35	6	1500
GR GLR509	50	9	2500
GR GLR5013	50	13	2500
GR GLR759	75	9	5000

Pallet Positioner - Ez Loader

Generally automatic, self levelling and self contained, Pallet Positioners are designed for loading and unloading of palletised materials.

Integral turntables eliminate reaching, providing advanced ergonomic benefits.

EZ Loader Pallet Positioners are excellent additions to any loading or unloading process using pallets as the transportation medium.

Pallet Positioners can help reduce worker fatigue, improve safety and minimize situations which can lead to back injuries or damage to sensitive products.

Typical applications for Pallet Positioners are in manufacturing, processing and distribution.

Pallet Positioner Features:

- ✓ Self-levelling design automatically keeps the top of the load at a convenient working height to help eliminate bending and improve productivity
- ✓ Integral rotator ring helps eliminate reaching and stretching
- ✓ Infinitely adjustable for varied loads by simply adding or bleeding air – no changing of springs required
- ✓ Pressure gauge and air valves are protected, yet located for easy access.
- ✓ Secured ball-bearing centre pivot of the 1092mm dia. rotator ring provides smooth, even rotation
- ✓ Pressure relief valve prevents excess pressure build-up
- ✓ Rollers are entrapped in the base frame and platform for added stability



Code	Travel mm	Height Lowered/Raised mm	Capacity Min/Max kg
BJ EYZLOADER	488	267/775	113/1588

Pallet Positioners - Palift

This Palift Pallet Positioner has a turntable top for rotating the load for easy access.

Pallet Positioners resemble scissor lift tables in appearance. They have a top deck and a base connected by a pair of scissor legs. The levelling mechanism is a set of springs set to the weight and height (the density) of the product. Pallet Positioners work automatically and raise or lower as the weight changes.

Load setting is a simple process and for most users, springs never have to be changed. A shock absorber prevents any bounce and all Australian Palift Pallet Positioners are supplied with a standard galvanised finish.

A Palift Pallet Positioner is one of the best way to save workers' backs. They automatically keep pallet or stillage loads at an optimum working height when loading or unloading goods. They dramatically reduce the effort required to palletise goods. The proven design is incredibly robust and can last more than 15 years of daily use without maintenance.


Palift Pallet Positioners increase productivity, reduce injuries and improve work force morale.

Palift Turntable Top Pallet Positioner Features:

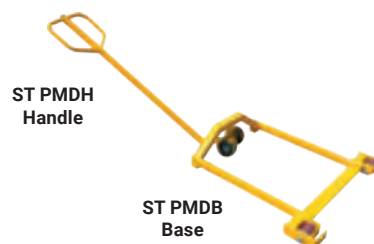
- ✓ Productivity gains of up to 40%.
- ✓ Built-in turntable allows simple load rotation and access to all sides.
- ✓ Standard adjustable feet to allow levelling on uneven surfaces
- ✓ Durable and tough, Palift is galvanised and suitable for washdown.
- ✓ Lifetime spring warranty and 3 year frame warranty.



ST PTG3 Turntable Top



ST PST3 Static Top



ST PMDH
Handle

ST PMDB
Base

Code	Platform mm	Height Min/Max mm	Load Range kg
ST PTG3	Turntable Top 1100 dia	239/709	250/2000
ST PST3	Static Top 1046 x 1060	225/709	250/2000
ST PMDB	Mobile Base Frame		
ST PMDH	Mobile Dolly Handle		

Pallet Positioner - 2000kg - Galvanised

Galvanised Finish. Suitable for use in the Food Industry, Dairy and all areas where corrosive acids and saline solutions are used. Keeps the active layer of the load at or above waist height, eliminating bending and lifting, helping to reduce LTI cause by strains and repetitive movement.

Pallet Positioner Features:

- ✓ One of the best way to save workers backs.
- ✓ Automatically keeps pallet or stillage loads at an optimum working height when loading or unloading goods.
- ✓ Dramatically reduces the effort required to palletise goods.
- ✓ Built-in turntable allows simple load rotation and access to all sides.
- ✓ No ground fixing required.
- ✓ Galvanised Finish.



Code	Platform Dia. mm	Base Size mm	Compressed Hight mm	Extended Height mm	Capacity kg
TS PLG1G	1110	920 x 930	240	705	200-2000

Pallet Positioner - 2000kg - Closed Top

Keeps the active layer of the load at or above waist height, eliminating bending and lifting, helping to reduce LTI cause by strains and repetitive movement. The leveller utilises a scissor type action with varying spring combinations that can be adjusted to provide load capacities up to 2000kg. A Low Friction Bearing supported turntable assists in load rotation.

Pallet Positioner Features:

- ✓ One of the best way to save workers backs.
- ✓ Automatically keeps pallet or stillage loads at an optimum working height when loading or unloading goods.
- ✓ Dramatically reduces the effort required to palletise goods.
- ✓ Built-in turntable allows simple load rotation and access to all sides.
- ✓ No ground fixing required.



Code	Platform Dia. mm	Base Size mm	Compressed Hight mm	Extended Height mm	Capacity kg
TS PLG1C	1110	920 x 930	240	705	200-2000

Pallet Positioner - 2000kg - Turntable Top

Keeps the active layer of the load at or above waist height, eliminating bending and lifting, helping to reduce LTI cause by strains and repetitive movement. The leveller utilises a scissor type action with varying spring combinations that can be adjusted to provide load capacities up to 2000kg. A Low Friction Bearing supported turntable assists in load rotation.



Code	Platform Dia. mm	Base Size mm	Compressed Hight mm	Extended Height mm	Capacity kg	Weight kg
TS PLG1	1110	1150 x 934	270	710	200-2000	168

Pallet Turntable - Palring

The Palring is an affordable, easy to use Pallet Turntable ideal for use alongside conveyor, feeding hoppers, extruder, process and production equipment.

Other applications for the Palring Pallet Turntable include, manual palletising / de-palletising and loading / unloading stillages, bins etc.

- ✓ Won't bind or tighten under load.
- ✓ Internal carry handles for easy relocation.
- ✓ Galvanised
- ✓ Easy to rotate
- ✓ 2,000 kg capacity



Code	Capacity kg	Turntable Height mm	Turntable Diameter mm
ST PALRING1	2000	60	1100
ST PALRING2	2000	60	900

5

DRUM HANDLING EQUIPMENT

Drum Lifter ----- 71

Drum Rotator ----- 71

Drum Handler ----- 72

Drum Truck ----- 73

Drum Racks & Tilting ----- 73

Drum Trolleys and Dollies ----- 74



Forklift Attachment - Drum Lifter - DLM50

The DLM50 fully automatic clamping action enables safe and precise placement of 205 litre drums. To grip the drum simply push the arms against drum centre and drive forward. The arms will engage around the drum and lock under the rolling hoop when raised. The heavier the load, the tighter the grip. To release lower down and drive backwards.



Code	Drums	SWL kg	Fork Pocket Centre mm	Fork Pocket Size mm	Load Centre mm	Unit Weight kg
EW DLM50	1	500	300	185 x 65	1340	65

Forklift Attachment - Drum Lifter

The type CDC-1 Crane Drum Clamp uses a chainbelly strap with ratchet tightening to allow clamping of standard 205 litre steel drums. This allows the drum to be transported about the workplace safely. Supplied with Lifting Chains.



Code	SWL kg	Unit Weight kg
EW CDC-1	1000	30

Forklift Attachment - Drum Lifter - BGN

Drum handling made easy. A good field of vision allows the operator to continually observe the drum being handled. The operator does not leave the drivers seat. The unique Grab Beak design provides a high clamping force, even when travelling over uneven ground. With few moving parts this attachment requires no down time for repairs. These Lifters are suitable for standard 205 litre steel and some plastic drums.



EW BGN1



EW BGN2

Code	Drums	SWL kg	Fork Pocket Centre mm	Fork Pocket Size mm	Load Centre mm	Unit Weight kg
EW BGN-1	1	1000	250	185 x 60	1210	72
EW BGN-2	1 or 2	1500	600	185 x 60	1250	95

Forklift Attachment - Drum Lifter - DL1000

The safest drum lifter available. This attachment ensures 205L steel drums are moved with 100% security. The drum is quickly clamped via eccentric lock. A further safety catch prevents accidental release.



EW DL1000

EW DL1000 + PBO

Code	Drums	SWL kg	Fork Pocket Centre mm	Fork Pocket Size mm	Load Centre mm	Unit Weight kg
EW DL1000	1	1000	335	185 x 60	1160	60
EW DL1000 + PBO	PBO Plastic Barrel Option is 350kg for use with plastic drums					

Forklift Attachment - Drum Rotator - DBR

The DBR Drum Rotators are designed to lift and rotate 205 litre steel drums through 360 degrees using either overhead crane or forklift. Rotation of the drum is fully controlled throughout the operation. Model DBR40H is designed for drum rotation up to chest height. Rotation is carried out via the hand wheel fitted. Model DBR40C can be used for drum rotation up to 3m above ground. Rotation is carried out using the hand chain.



EW DBR40C Chain



EW DBR40H Handle

Code	Rotation Method	SWL kg	Fork Pocket Centre mm	Fork Pocket Size mm	Unit Weight kg
EW DBR40C	Chain	400	615	160 x 65	72
EW DBR40H	Handle	400	615	160 x 65	70

Forklift Attachment - Drum Rotator - DRU50

A fast and economical solution to emptying 205 litre drums. This unit is ideal for scrap and waste products.

The drum is secured with the sturdy belly strap and locked in place with the over-centre catch and locking pin.

To release the drum the operator pulls the draw chord from the drivers seat. Enamel paint finish.



Code	Rotation	W.L.L kg	Fork Pocket Centre mm	Fork Pocket Size mm	Load Centre mm	Unit Weight kg
EW DRU50	180	500	840	185 x 60	950	85

Forklift Attachment - Drum Rotator - DER40


The DER40 Drum Rotators are designed to lift and rotate 205 litre steel drums through 360 degrees. Rotation of the drum is fully controlled throughout the operation.

Model DER40H with handle is suitable for drum rotation when raised up to chest height.

Model DER40C with chain can be used for drum rotation of drums up to 3m above ground.



EW DER40C
Chain



EW DER40H
Handle

Code	Rotation Method	SWL kg	Load Centre mm	Fork Pocket Centre mm	Fork Pocket Size mm	Unit Weight kg
EW DER40C	Chain	400	940	840	185 x 60	90
EW DER40H	Handle	400	940	840	185 x 60	92

Forklift Attachment - Drum Rotator SW-NH

The SW-NH is designed to lift and rotate steel 205 litre drums sideways to the direction of the forklift. The 360° rotation of the drum is via a handle operated reduction gearbox. Can be coupled with the PBO Plastic Barrel Option for use with plastic drums. Enamel paint finish.



Code	Rotation	SWL kg	Load Centre mm	Fork Pocket Centre mm	Fork Pocket Size mm	Unit Weight kg
EW SWNH	360°	500	1385	430	185 x 65	117
EW SWNH + PBO	350	1500	PBO Plastic Barrel Option for use with plastic drums			

Forklift Attachment - Sideways Drum Rotator

The type SW-NC Sideways Drum Rotator is designed to lift and rotate 205 litre Drums through 360° perpendicular to the fork arms. A Hand Chain is used to rotate the Drum via a Gearbox for controlled rotation. A Chain Belly Strap with an eccentric lock holds the Drum firmly in position.

Can be coupled with the PBO Plastic Barrel Option for use with plastic drums. Enamel paint finish.




Code	Rotation	SWL kg	Load Centre mm	Fork Pocket Centre mm	Fork Pocket Size mm	Unit Weight kg
EW SWNC	360°	500	1430	430	185 x 65	120
EW SWNC + PBO	350	1500	PBO Plastic Barrel Option for use with plastic drums			

Forklift Attachment - Drum Rotator Hydraulic

The type DC-R2 Hydraulic Drum Rotator is designed to lift and rotate 205 litre Drums. A Chain Belly Strap with an eccentric lock holds the Drum firmly in position. Rotation is provided by the Forklift hydraulics and controlled by the 3 function lever.

This unit is designed with a heavy lift capacity. The standard finish is painted enamel.



Code	Rotation	SWL kg	Load Centre mm	Fork Pocket Centre mm	Fork Pocket Size mm	Unit Weight kg
EW DC-R2	130°	1000	1050	874	185 x 65	135

Forklift Attachment - Drum Rotator Hydraulic

The type DC-GR2 Hydraulic Drum Rotator is a heavy duty 205 litre Drum Lifter with hydraulic grab/rotation ability. With 1 tonne lift capacity, this attachment is ideal for the recycle industry and for mining applications. This unit is fitted with quick connect couplings for connection to the 3rd and 4th Forklift hydraulic valves. The type DC-GR2/HPP Hydraulic Drum Rotator is a heavy-duty 205 litre Drum Lifter with hydraulic grab/rotation ability. The battery/electric Hydraulic Power Pack (HPP) eliminates the need to connect to the Forklift's hydraulic system.



EW DC-GR2

EW DC-GR2-HPP

Code	Rotation	SWL kg	Load Centre mm	Fork Pocket Centre mm	Fork Pocket Size mm	Unit Weight kg
EW DC-GR2	130°	1000	1300	874	185 x 65	175
EW DC-GR2-HPP	Battery/electric Hydraulic Power Pack model					295

Drum Handler - 4T4-EZE

Safe effortless movement of steel drums to 300 kg. Simple over-centre lift and positive attachment to open or closed drums. Can be supplied with optional large load bearing wheels to suit uneven floors.



Code	Width mm	Height mm	Max Load kg	Wheel Dia. mm
HY 4T4	760	1000	300	120 front 100 rear

Drum Truck - Pallet Loading

An economical method of taking steel drums on and off standard pallets. It uses a spring loaded beak in conjunction with chime engagement to safely handle drums.

The Pallet Loading Drum truck makes an ideal tool for moving drums around on uneven floors due to the large 280mm puncture proof wheels.



Code	SWL kg	Height x Width x Length mm	Wheels mm
HY PLDT	350	1800 x 650 x 600	280

Drum Truck - Depalletising

Designed for high volume loading and unloading of pallets. Heavy duty, compact designed machine to lift steel or plastic drums with a fully automatic beak. Foot activated hydraulic system for lifting with a self levelling action so that open top drums can also be handled.



Code	SWL kg	Height x Width x Length mm	Wheels mm
HY DDEPAL	350	1470 x 1000 x 1000	150

Drum Lifter - Multilift

A proven, economical machine to lift either steel or plastic drums to 350Kgs. It uses a heavy duty, gear reduction, auto-brake winch to safely raise drums 1200 mm from the floor.



Code	SWL kg	Height x Width x Length mm	Wheels mm	Weight kg
HY MLDGSP	350	2065 x 980 x 840	150	130

Drum Rack - Tilting

The standard heavy duty Tilting drum rack is designed for steel drums. It takes minimal effort using the removable handle (sold separately) to take a drum from the vertical plane to an elevated horizontal plane so it can be decanted.



HY TDR
Shown with handle
(sold separately)

Code	Width mm	Height mm	Max Load kg	Wheel Dia. mm
HY TDR	535	560	350	100
HY RH	Removable handle to suit both HY TDR and HYUTDR			

Drum Rack - Universal

The heavy duty Universal Drum rack will handle both Steel, Plastic & Fibre drums and operates the same as the Tilting Drum rack. Features a removable handle (sold separately) so that drums can be easily decanted.



HY UTDR
Shown without handle

Code	Width mm	Height mm	Max Load kg	Wheel Dia. mm
HY UTDR	535	560	350	100
HY RH	Removable handle to suit HY UTDR			

Drum Rack - Tilting

Now you can load, store and move drums up to 205 litre with ease!

Tilting Drum Stands expedite the easy handling of large and small drums as the drums can easily be loaded safely and transported by one person without the need to touch the drum.

Featuring nylon castors to provide smooth movement and easy positioning of stands.



Code	Drum Type litre	Max Load kg	Wheel Dia. mm	Weight kg
TS NF10	205	170	Front 125 x 35 Rear 100 x 35	14.5

Drum Dolly

Robust galvanised steel drum dollies to suit 200 litre or 205 litre steel & plastic drums.



RE TD L4GFL33



TS TSD44

Code	Drum Type	Castors mm	For Drum Type litre
RE TD L40GFL14	Steel	75 All Swivel Nylon	200 litre Steel
RE TD L40GFL33	Steel	100 All Swivel Nylon	200 litre Steel
RE TD L41GFL14	Reflex M200 Plastic	75 All Swivel Nylon	200 litre Plastic
RE TD L41GFL33	Reflex M200 Plastic	100 All Swivel Nylon	200 litre Plastic
TS TSD44	Steel	80 All Swivel Nylon	205 litre 44 Gallon Steel

Drum Lifter - Depalletising - Loader/Unloader

This is a great Depalletising Drum Lifter used to load and unload drums from the corner of a standard pallet. Designed for steel drums with a 450 kg lift capacity.



Code	Capacity kg	Drum Capacity litre	Lift Height mm	Weight kg
TS CAC45	450	210	500	165

Drum Lifter Tipper - Rim Grip

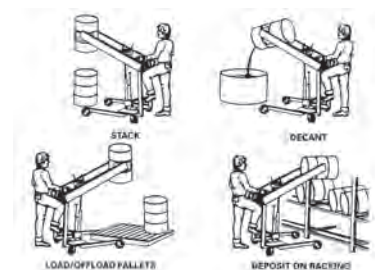
This Drum Lifter Tipper handles steel drums up to 200 litres without complicated adjustments or exchanging attachments. Activated by a hydraulic foot operated pump, drums are raised & transported simply by engaging the screw operated rim clamp. Featuring a fully enclosed chain drive & crank operated gearbox to assist tipping drums, the Drum Lifter Tipper provides 180 degrees of rotation.



Code	Capacity kg	Dimensions mm	Lift Height mm	Weight kg
TS NBF35	350	1190 x 890 x 2000	1425	155

Drum Lifter - Grip Model

Lift and Tip machine designed for high volume movements of steel 205 litre drums to 350 kg capacity. They are manufactured in three lift heights of 1600 mm, 2000 mm and 2700 mm.



Code	SWL kg	Length x Width x Height mm	Elevation mm
HY G16	350	1400 x 1050 x 1060	1600
HY G20	350	1750 x 1050 x 1310	2000
HY G27	350	1780 x 1050 x 1540	2700

Drum Lifter - Rim Grip Model

Drum Lift & Tip machine designed to safely handle a broad range of drums. These can be 205 Litre or smaller, in Steel, Plastic or Fibre construction. The Rim Grip machine is designed for those applications where drums sizes and materials of construction are varied, and all need to be lifted and decanted.



Code	SWL kg	Length x Width x Height mm	Elevation mm
HY R16	350	1400 x 1050 x 1060	1600
HY R20	350	1750 x 1050 x 1310	2000
HY R27	350	1780 x 1050 x 1540	2700

Drum Lifter - SG Model

A compact design Lift and Tip machine suiting tight working areas, mezzanine floors or where lighter framed operators are involved with the Drum Handling process. It uses a heavy duty steel Girdle with a quick acting over-centre clamp to secure the drum.



Code	SWL kg	Length x Width x Height mm	Elevation mm
HY SG19	350	1300 x 950 x 1180	1900
HY SG21	350	1500 x 950 x 1180	2100
HY SG27	350	1650 x 1120 x 1430	2700

6

FORKLIFT
ATTACHMENTS

Jibs ----- 76

Fork Telescopic ----- 77

Container Ramp ----- 77

Fork Spreader ----- 77

Roll Prong ----- 78

Forward Bin Tippers ----- 78

Rotator ----- 78

Extension Slippers ----- 78

Miscellaneous ----- 78



Jib Attachments For Forklifts

An extensive range of slip-on jibs available to suit all applications and forklifts. Lift capacities from 2000kg to 10,000kg and extensions out to 3.5 metres. Fixed & tilting jibs available in both painted and zinc plated.

Forklift Attachment - Jib - Fixed 4750kg

The type FJCS50 Fixed Jib (Short) is designed as an affordable general purpose Jib able to manoeuvre in confined spaces, with a 1.96 metre reach when fully extended. This slip-on Forklift attachment is held to the Forklift by a safety chain. The Jibs overall length when closed is 1.3 metres.

The type FJCL50 Fixed Jib (Long) is designed as an affordable general purpose Jib with a 3.5 metre reach when fully extended. This slip-on Forklift attachment is held to the Forklift by a safety chain. The Jibs overall length when closed is 2.1 metres.

- ✓ Fork Pocket Size: 185 x 75mm
- ✓ Fork Pocket Centres: 275mm
- ✓ Unit Weight: 130kg (short) 170kg (long)



EW FJCS50

EW FJCL50

Code		Safe Working Load (SWL) per position							
		1	2	3	4	5	6	7	8
EW FJCS50	EXT (mm)	780	1200	1580	1960	-	-	-	-
	SWL (kg)	4750	2400	1800	1500	-	-	-	-
EW FJCL50	EXT (mm)	935	1395	1855	2000	2380	2760	3140	3520
	SWL (kg)	4750	4275	3800	3300	2500	1300	760	480


Forklift Attachment - Jib - Fixed 2500kg

The type FJCS25 Short Fixed Jib is designed as an affordable general purpose jib able to manoeuvre in confined spaces, with a 1.96 metre reach when fully extended. The type FJCL25 Long Fixed Jib is designed with a 3.5 metre reach when fully extended. Simply slide onto the Fork Tynes and secure with safety chain.

The standard finish on these units is Zinc Plated

Supplied with Hook and Shackle.

- ✓ Safe Working Load: 2500kg Max
- ✓ Fork Pocket Size: 185 x 65mm
- ✓ Fork Pocket Centres: 275mm
- ✓ Overall Length when closed: 1.3 metres (short) 2.1 metres (long)
- ✓ Unit Weight: 100kg (short) 135kg (long)



EW FJCS25

EW FJCL25

Code		Safe Working Load (SWL) per position							
		1	2	3	4	5	6	7	8
EW FJCS25	EXT(mm)	790	1200	1580	1960	-	-	-	-
	SWL (kg)	2500	1200	900	750	-	-	-	-
EW FJCL25	EXT (mm)	950	1410	1870	2000	2380	2760	3140	3520
	SWL (kg)	2500	2500	1900	1650	1250	650	380	240

Forklift Attachment - Jib - Tilting

The type TJCL25 Tilt Jib (Long) is the most versatile Forklift Jib attachment in our range, allowing extra height to 2.48 metres, with a 3.58 metre reach when fully extended. This slip-on attachment is held to the Forklift by a safety chain. The Jibs overall length when closed is 2.15 metres.

- ✓ Safe Working Load: 2500 kg Max.
- ✓ Fork Pocket Size: 185 x 65.
- ✓ Pocket Centres: 362 mm.
- ✓ Unit Weight: 180 kg

The type TJCL50 Tilt Jib (Long) allows extra height to 2.4 metres, with a 3.59 metre reach when fully extended. This slip-on attachment is held to the Forklift by a safety chain.

- ✓ Safe Working Load: 4750 kg Max
- ✓ Fork Pocket Size: 185 mm x 75 mm
- ✓ Fork Pocket Centres: 370 mm
- ✓ Unit Weight: 240kg



EW TJCL25

EW TJCL50

Code		Safe Working Load (SWL) per position							
		1	2	3	4	5	6	7	8
EW TJCL25	EXT (mm)	1005	1465	1925	2060	2440	2820	3200	3580
	SWL (kg)	2500	2500	1900	1650	1250	650	380	240
EW TJCL50	EXT (mm)	1000	1460	1920	2070	2450	2830	3210	3590
	SWL (kg)	4750	4275	3800	3300	2500	1300	760	480

Forklift Attachment - Jib - Hook Point

The FSJ200 2 Hook Point Forklift Jib has been designed as a simple jib with 2 hook positions 500mm apart, with a W.L.L of 2000kg. Secured to the forklift by a safety chain it comes complete with a 2T safety swivel hook.



Middle Position



Elevated

Code	SWL	Fork Pocket Size	Fork Pocket Centre	Unit Weight
EW FSJ200	2000 kg	140 mm x 65 mm	250 mm	37 kg

Forklift Attachment - Jib - Telescopic - 3.5T

The FJA350 Telescopic Extension Fixed Jib is designed to provide optimum safety for the forklift operator and assistants during any 'lift by hook' application.

Removal of the locking pin allows the jib to be extended giving a choice of four different lifting positions.

- ✓ Working Load Limit: 3500 kg Max
- ✓ Fork Pocket Size: 185 mm x 65 mm
- ✓ Fork Pocket Centres: 300 mm
- ✓ Unit Weight: 115kg



Code		Working Load Limit(W.L.L) per position			
		1	2	3	4
EW FJA350	EXT(mm)	800	1390	1880	2365
	SWL (kg)	3500	850	500	350

Forklift Attachment - Jib - Telescopic - 4.7T

The FJA470 Telescopic Extension Fixed Jib is designed to provide optimum safety for the forklift operator and assistants during any 'lift by hook' application.

Removal of the locking pin allows the jib to be extended giving a choice of four different lifting positions. A safety swivel hook is fitted as standard.


- ✓ Working Load Limit: 4700 kg Max
- ✓ Fork Pocket Size: 185 mm x 65 mm
- ✓ Fork Pocket Centres: 350 mm
- ✓ Unit Weight: 140kg



Code		Working Load Limit(W.L.L) per position			
		1	2	3	4
EW FJA470	EXT(mm)	790	1390	1880	2365
	SWL (kg)	4700	1200	700	500

Forklift Attachment - Jib - Telescopic - 7.5T

The FJA750 Telescopic Extension Fixed Jib is designed to provide optimum safety for the forklift operator and assistants during any 'lift by hook' application.



- ✓ Working Load Limit: 7500 kg Max
- ✓ Fork Pocket Size: 230 mm x 110 mm
- ✓ Fork Pocket Centres: 875 mm
- ✓ Unit Weight: 390kg


Code		Working Load Limit(W.L.L) per position			
		1	2	3	4
EW FJA750	EXT(mm)	1275	1455	1920	2390
	SWL (kg)	7500	5000	2750	1250

Forklift Attachment - Container Ramp

The FCR65 Forklift Container Ramp is the economic solution for the safe loading and unloading of goods from a container.

Fitted with handy flip-up pockets to enable safe transport, and safety chains on either side to ensure a safe connection to the container while in use.

The standard finish is enamel painted Safety Yellow.



- ✓ 4mm Steel Checker Tread Plate. Chain included
- ✓ Safety chain eyelets (chains included)
- ✓ Forklift pockets for easy lifting

Code	W.L.L kg	Width mm	Length mm	Fork Pocket Size	Unit Weight
EW FCR65	6500	2000	1542	160 mm x 60mm	180kg

Forklift Attachment - Tarp Spreader

The type TS Tarp Spreader has been designed to safely cover high truck loads using your forklift. This slip-on attachment is easily fitted onto the fork tines and is secured by a safety chain. The prong is secured by a locking pin and can be easily removed to allow convenient storage.

The standard finish on the type TS Tarp Spreader is enamel painted over primed steel.



Code	SWL kg	Pocket Size mm	Pocket Centre mm	Weight kg
EW TS	200	185 x 65	745	150

Forklift Attachment - Fork Spreader

The FFS300L Fork Spreader is a 3m wide spreader with a load guard designed to safely lift extra wide or flexible loads without the risk of damage to products such as plasterboard, roof sheeting, timber, plastic tubing etc.



Code	W.L.L kg	Load Centre mm	Load Guard Height mm	Fork Pocket Size mm	Fork Pocket Centre mm	Unit Weight kg
EW FFS300L	3000	600	560	160 x 60	872	255

Forklift Attachment - Roll Prong

Slip on roll prongs are quick and easy to mount on any forklift, although they are better suited to larger capacity forklifts due to the extended load centre created by the fork tynes. Enamel paint finish. The Safe Working Load (SWL) of this unit varies depending on prong chosen. Please refer to the table below.




OTHER PRONG LENGTHS AVAILABLE ON REQUEST
Please note the Safe Working Load (SWL) shown has been calculated at the centre of the prong. If the product being lifted exceeds the length of the prong please contact Reflex Equip for a revised Safe Working Load.

Code	Fork Pocket Size mm	Fork Pocket Centre mm	Prong Diam mm	Prong Length mm	SWL / Load Centre kg@mm	Unit Weight kg
EW RPS2N401200	190 x 65	345	40	1200	200@600	91
EW RPS2N501800	190 x 65	345	50	1800	250@900	106
EW RPS2N602800	190 x 65	345	60	2800	340@1400	141
EW RPS2N702800	190 x 65	345	70	2800	510@1400	163
EW RPS2N802800	190 x 65	345	80	2800	850@1400	194
EW RPS3N1002800	180 x 80	360	100	2800	1700@1400	328

Forklift Attachment - Rotator

Our range of 360 Rotators increases forklift functionality by enabling the operator to rotate loads and empty bins, while retaining the ability to handle palletised and conventional loads. Tines not included.



Code	Capacity @ Load Centre kg@mm	Carriage Width mm	Min Truck Carriage mm	Max Fork Spacing mm
EW XZQ25E-B002	2500@500	1115	800	1030
EW XZQ30D-C001	3000@500	1100	800	955
EW XZQ45D-C001	4500@600	1200	1016	1130
EW XZQ60E-D001	6000@500	1200	1016	1021

Forklift Attachment - Fork Extension Slippers

Designed to be used when long objects or large pallets must be lifted & moved with a fork truck. It is required that extensions do not exceed length of forks on which they are installed by more than 50%. Specials made to order to suit most size fork lifts. Fit onto forks up to 50mm thick. Steel Retaining Strap prevents fork extensions from sliding off forks during use.



Specials made to order to suit most size fork lifts.

Code	Fork Length Extended mm	Fork Length Minimum mm	Fork Width Fit mm	Weight Pair kg	Class
TS TSFT5	1524	1016	127	49	2
TS TSFT6	1830	1220	152	63	3
TS 6XX15	2440	1630	127	73	2

Forklift Attachment - Forward Bin Tipper

The FBT-SH forward bin tipper is designed for the fast, efficient and safe emptying of bins as commonly used in the manufacturing, agriculture, and fresh produce industries. The easy to use design enables either forklift or tractors to simply drive in to the fork pockets then attach the quick connect hoses in seconds. The unit requires only one hydraulic function to operate and is ideally suited for the plastic mega bins commonly used in agriculture and food processing applications. The slip-on design provides great versatility by allowing quick removal and reattachment whenever you require your forklift to be used conventionally. Ideal for seasonal usage or where only a single forklift is available for multiple tasks.



Code	Capacity @ Load Centre	Max Bin Height mm	Fork Pocket Size mm	Fork Pocket Centre mm	Weight kg
EW FBT-SH	1000kg @880	850	155 x 55	540	290

Forklift Attachment - Pallet Hook

The PHD 2200 pallet hook is a versatile unit which features adjustable body height and fork tyne width positioning, which makes this unit ideal for the transport and construction industry.




Code	SWL kg	Load Centre mm	Unit Weight kg
EW PHD2200	2200	600	215

Forklift Attachment - Scraper Blade

The FBA120 Forklift Blade Attachment is designed for the easy removal of loose material from floors such as sand, gravel, grain or coal.

To attach, the forklift operator simply drives the forklift into the pockets before attaching the safety chain. This easy-to-use design provides added simplicity and economy of handling.

Fitted with a hardened wear edge to ensure long life.



Code	Blade mm	Pocket Size mm	Pocket Centre mm	Weight kg
EW FBA120	1200 x 455	185 x 65	730	130

7

LIFTING SYSTEMS CRANES HOISTS

Vacuum Lifting ----- 80

Gantry/Jib Cranes ----- 81

Altrac Crane System ----- 82

Hoisting Equipment ----- 83

Lifting Slings ----- 84

Lever and Chain Blocks ----- 87

Powered Hoist ----- 88



Vacuum Lifting - Vacueasylift

VacuEasylift is a manual vacuum lifting device that handles almost any type of load.

The extremely smooth and quick operation is accomplished by using the same handle to lift, lower and release the load and by using the vacuum to hold and lift the load. Industry, engineering shops, warehouses, distribution terminals, VacuEasyLift makes lifting easy in all conceivable working conditions.

VacuEasyLift makes lifting safer, both for operators and for the products being handled. The VacuEasylift can lift almost anything and is capable of lifting up to 270kgs.



Vacuum Lifting Sacks & Bags


Manually handling sacks and bags carries a high risk of injury. This is the reason why lifting bags is one of the top 10 most common applications where the VacuEasylift has been used. The VacuEasylift has been developed to pick up paper, plastic, polywoven and hessian sacks. A wide range of suction feet and extended handles make easy work of palletising and de-palletising in every application.



Manual bag handling is extremely heavy and has therefore become one of the top ten most popular applications with VacuEasylift.

Vacuum Lifting Of Cartons

Carton handling is a very common application for the VacuEasylift. Vacuum Lifting not only makes light work of heavy boxes, but also makes easy handling of large oversize cartons. Our vast range of suction feet enable cartons to be picked up from the top, the side or even whilst still open.



Vacuum Lifting Rolls, Drums & Pails

VacuEasyLift has been supplied into many industries for handling a wide range of rolls, drums and pails.

Many applications rely on picking products up from the side, rotating them and on many occasions the pick up surface is curved. Many standard units are available as well as the option to have custom built equipment to meet with your exact requirements.

Adjustable and extended operator handles and suction feet ensure ergonomic design and simple to use effective solutions to every application.



Vacuum Lifting Sheet Materials

VacuEasyLift has been supplied into many industries for handling materials in sheet form.


Weights of up to 270Kg can be lifted and manoeuvred easily and safely. Many applications require two operators to manually lift and/or rotate sheet materials, the VacuEasyLift allows an operator to be able to manage these tasks single handedly. Typical products handled include the lifting and turning of wooden boards, lengths of timber, doors, work surfaces, pallets, plastic and steel sheets, complete windows, glass sheets and many others.



Cranes Workstation - Gorbel

Workstation cranes create safe work cells by providing flexible lifting over a wide area.

Lifting and shifting has never been easier than with Gorbel Workstation Cranes. The unique enclosed track design makes the movement of heavy items three times easier than with traditional I-beams. Gorbel Cranes are reputed for their long life. They are lightweight, easy to install and suitable for high duty cycles.



- ✓ Smooth effortless movement
- ✓ Light weight and easy to install
- ✓ Modular enclosed track system
- ✓ Suitable for high duty cycles

Crane - Bridge (Ceiling Mounted)

Incorporates two parallel runways along which the bridge can travel. A hoist trolley can travel along the bridge, thus providing full coverage over a rectangular work area. Multiple bridges can be attached to a single workstation with varied capacities according to need.

- ✓ Runway Spans up to 9.1 metres.
- ✓ Bridge Lengths up to 10.3 metres.
- ✓ Capacities from 125kg to 2000kg

GORBEL



Ceiling Mounted Bridge Crane



Free Standing Bridge Crane

Crane - Bridge - Freestanding (Floor Mounted)

Operationally the same as ceiling mounted except that the runways are supported on a freestanding structure.

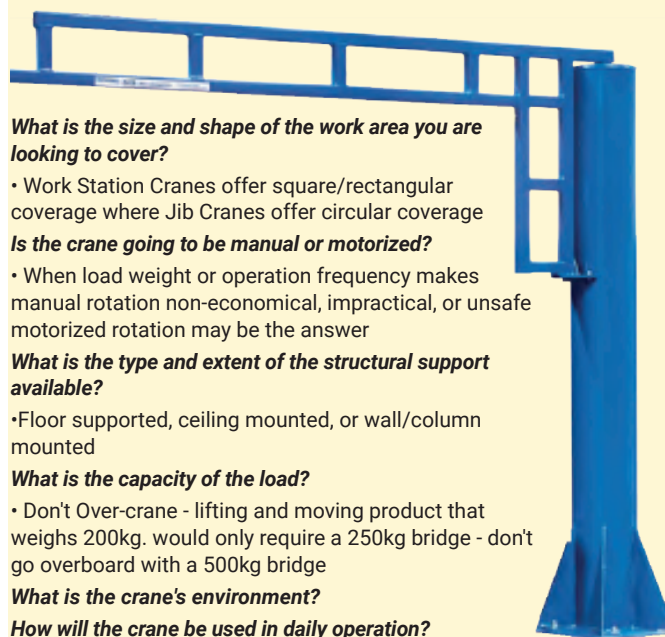
Crane - Monorail

Monorails are the perfect solution when you are looking for true linear movement. They use a single runway, either ceiling mounted or freestanding along which a hoist trolley can travel.

Capacities are available from 75 - 2000 kg.



How to Select A Crane



For expert advice on crane solutions

Call Reflex Equip today on

1300 774 872

Crane - Jib - Freestanding or Floor Mounted

Freestanding and floor mounted Jib Cranes incorporate a vertical mast fixed to the floor and a horizontal boom along which a hoist trolley can travel and rotate 360 degrees about the mast to provide coverage over a circular work area.

Usually bolted directly to existing floor without special foundations



Floor Mounted Jib Crane



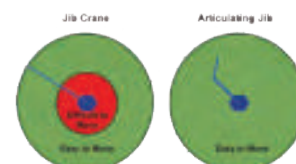
Wall Mounted Jib Crane

Crane - Jib - Wall Mounted

Similar to floor mounted, except that the boom rotates on a pivot fixed to the wall of a building. Wall mounted jibs provide coverage over a 200 degree semi-circular work area.

Crane - Jib - Articulated

Articulating Jib Cranes position loads in places not available to traditional jibs. They provide easy rotation and consistent responsiveness throughout the cranes coverage area. By contrast traditional jib cranes prove difficult to rotate when the load is on the inner half of the boom. Free Standing Articulating Jibs can rotate up to 360° on the primary boom and 330° on the secondary boom. Capacities range from 200kg (Max 4.8m span) to 400kg (Max 2.4m span)



Crane - Jib - Work Station

Ideal substitutes for heavy I-Beam Jib Cranes. They are designed to service circular areas and support tool balancers, air balancers, vacuum lifters and hoists.

Capacities range from 50 to 500 kg with spans of up to 4.8m




Hoist - G-Force™

The worlds best electronic hoist.

G-Force™ is an Intelligent Assist Devices (IAD's). The G-Force™ uses patented technology and an industrial processor controlled drive system to deliver unmatched lifting precision and speed. Available in models from 75 kg up to 600 kg.

Operators can lift and manoeuvre naturally, as if the device were an extension of their own arm. G-Force™ will help improve productivity, reduce product damage, and minimise work-related injuries.



G-Force™ improves productivity



Easy Arm™ Intelligent Lifting Arm

Easy Arm™ Intelligent Lifting Arm

Your precision lifting applications just got easier, thanks to Easy Arm™ Intelligent Lifting Arm, the newest addition to Gorbel's family of G-Force™ Intelligent Assist Devices. Gorbel have incorporated their patented G Force™ lifting technology and processor controlled servo-drive system into an ergonomic articulating jib design.

The Easy Arm™ gives the responsiveness and flexibility of a human operator plus the power of a machine. It incorporates a range of speeds so it is perfect for quick, repetitive motions and slow, precise placements.

Altrac System

Altrac, is a lightweight, low-maintenance rail system that can be tailored to almost any application including work station cranes, jib cranes and overhead gantry cranes. Manual, electric, pneumatic or vacuum hoists can be attached to Altrac cranes to meet your specific needs. Systems can be rated up to 1000kg SWL.



Crane - Gantry - Freestanding Or Roof Mounted

The Altrac bridge gantry crane system, ideal for full work station coverage, can be mounted standing on the floor or from the roof. The lightweight aluminium structure requires few supports and can be easily mounted to most existing roof structures. Roof mounting a gantry crane also keeps floor space clear for trucks or forklifts while still allowing materials to be moved long distances in any direction.



Ceiling mounted Gantry Crane

Crane - Jib - Freestanding Or Wall Mounted

The Altrac Jibs have a smaller scope than the gantry cranes, and can be a useful tool for repetitive work station operation, such as stacking objects on pallets or simply moving them from one fixed point to another.



Jib Crane with Vacuum Lift attachment

Contact our sales team today for expert advice on selecting the right crane system for your application

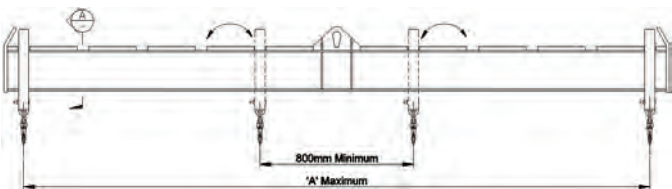


Crane Spreader Beam

The CSB Crane Spreader Beam is available in a range of capacities and lengths to suit any application. Crane Spreader Beams are supplied standard with 5 lift positions and fitted with 2 safety swivel hooks. The standard finish is painted enamel in 'safety yellow'.



Special width and capacity available on request.
Contact our sales team for expert advice.



Choose the Safe Working Load and Beam length (Dimension 'A') to suit your application.

Code	SWL kg	Dimension "A" mm	Unit Weight kg
EW CSB2X2	2000	2000	70
EW CSB3X3	3000	3000	110
EW CSB5X4	5000	4000	300
EW CSB10X4	10,000	4000	480
EW CSB10X7	10,000	7000	1350

Plate Lifting Clamps - Vertical

The IP10 clamps may be used to lift, turn by 180° and vertically transport steel plates and construction elements.
✓ AS 2471 Compliant.



Code	Rated Capacity kg
GR 25261	1000
GR 25262	2000
GR 25263	3000

Crane/Forklift Spreader Beam

The type CFM-2439 Spreader Beam is a unique multitasking beam which can be used by crane or forklift to lift long loads. Using a crane, loads can be lifted via the centre single hook point (as a lifting beam), or end lifted using a 2 leg chain sling (as a spreader beam). If lifting by forklift, the 600mm long slipper pockets allow for fast and safe connection.



EW CFM2439

CFM-2439 LOAD CHART			
Rated Capacity when used as	Fully Retracted (LC @ 2380mm) kg	Middle Position (LC @ 3140mm) kg	Fully Extended (LC @ 3900mm) kg
FORKLIFT	5600	2900	1400
BEAM	6000	4500	2400
SPREADER	10,000	10,000	10,000
CFL-2439 LOAD CHART			
Rated Capacity when used as	Fully Retracted (LC @ 2405mm) kg	Middle Position (LC @ 3165mm) kg	Fully Extended (LC @ 3925mm) kg
FORKLIFT	3500	1500	750
BEAM	4500	2500	1300
SPREADER	9,000	7200	5600
Code	Rated Capacity max kg	Load Centre	Unit Weight kg
EW CFM2439	10,000	3900	260
EW CFL2439	9,000	2405	172

Girder Trolley - Push Type

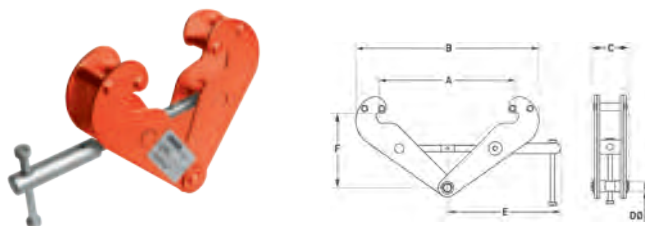
Crane Girder Trolleys are designed to function in the harshest industrial environments. All trolleys are protected by anti drop plates, guaranteeing the safety of those below. Bearings are smooth and robust, allowing easy manual handling of heavy loads.
✓ Fully Certified AS1418.2.



Code	Rated Capacity kg	I-Beam Width Range mm	Unit Weight kg
GR CT01	1000	64 - 203	12
GR CT02	2000	88 - 203	18
GR CT03	3000	100 - 203	30

Beam Clamp

Girder Clamps are used to safely suspend chain blocks and chain hoists from Girders (I-beams). Manual, Electric and Air hoist installations are examples of their wide capability of usage.



Model	GR CB01	GR CB02	GR CB03
Capacity Tonne	1	2	3
Test Load Kn	14.7	29.4	44.1
A mm	260	260	354
B (min) mm	180	180	235
C mm	64	74	103
D mm	5	6	8
E mm	215	215	225
F (max) mm	155	155	225
F (min) mm	102	102	140
Jaw Opening mm	75 - 220	75 - 220	80 - 320
Net Weight kg	4	5	9

Code	Rated Capacity kg	I-Beam Width Range mm	Unit Weight kg
GR CB01	1000	75 - 220	4
GR CB02	2000	75 - 220	5
GR CB03	3000	80 - 320	9

Magnetic Lifters

A Magnetic Lifter can be used in a variety of industries for the transportation and lifting of steel, engine parts, semi manufactured goods and moulds. Due to the magnetic force of the Magnetic Lifter there is no need to use slings, clamps, or other holding devices eliminating damage to the surface of lifted goods.



Note: Use of plate with high-carbon content will reduce the absorbability to less than 50% of rated capacity. Use of plate with high carbon content not recommended.

Code	Capacity kg
GR ML300	300
GR ML600	600
GR ML1000	1000
GR ML2000	2000



Flat Sling

Crane Synthetic Slings offer total flexibility in lifting loads combining the light weight and great strength of 100% polyester.

- Fully Certified**
- Robust Tags**
- Super Bright Dense Fabric**
- Reinforced Eyes**



Flat Sling - 1000kg - Violet



Code	Length m
TS FS11	1m
TS FS12	2m
TS FS14	4m
TS FS15	5m
TS FS17	7m
TS FS110	10m

Flat Sling - 2000kg - Green



Code	Length m
TS FS21	1m
TS FS22	2m
TS FS23	3m
TS FS24	4m
TS FS25	5m
TS FS26	6m
TS FS27	7m
TS FS28	8m
TS FS29	9m
TS FS210	10m

Flat Sling - 3000kg - Yellow



Code	Length m
TS FS31	1m
TS FS32	2m
TS FS33	3m
TS FS34	4m
TS FS35	5m
TS FS36	6m
TS FS37	7m
TS FS38	8m
TS FS39	9m
TS FS310	10m

Flat Sling - 6000kg - Brown



Code	Length m
TS FS63	3m
TS FS64	4m
TS FS65	5m
TS FS66	6m

Flat Sling - 4000kg - Grey



Code	Length m
TS FS42	2m
TS FS43	3m
TS FS44	4m
TS FS45	5m
TS FS46	6m

Flat Sling - 8000kg - Blue



Code	Length m
TS FS84	4m
TS FS85	5m
TS FS86	6m
TS FS88	8m
TS FS810	10m

Flat Sling - 5000kg - Red



Code	Length m
TS FS53	3m
TS FS54	4m
TS FS55	5m
TS FS56	6m
TS FS57	7m
TS FS58	8m
TS FS59	9m
TS FS510	10m

Flat Sling - 10000kg - Orange



Code	Length m
TS FS103	3m
TS FS106	6m
TS FS108	8m
TS FS1010	10m



Round Sling

Crane Synthetic Slings offer total flexibility in lifting loads combining the light weight and great strength of 100% polyester.



Fully Certified



Robust Tags



Super Bright Dense Fabric



Round Sling - 1000kg - Violet




Code	Length m
TS RS11	1m
TS RS12	2m
TS RS13	3m
TS RS14	4m
TS RS15	5m
TS RS16	6m
TS RS17	7m
TS RS18	8m
TS RS19	9m

Round Sling - 2000kg - Green



Code	Length m
TS RS21	1m
TS RS22	2m
TS RS23	3m
TS RS24	4m
TS RS25	5m
TS RS26	6m
TS RS27	7m
TS RS28	8m
TS RS29	9m
TS RS210	10m

Round Sling - 3000kg - Yellow



Code	Length m
TS RS31	1m
TS RS32	2m
TS RS33	3m
TS RS34	4m
TS RS35	5m
TS RS36	6m
TS RS37	7m
TS RS38	8m
TS RS39	9m
TS RS310	10m

Round Sling - 4000kg - Grey



Code	Length m
TS RS41	1m
TS RS42	2m
TS RS43	3m
TS RS44	4m
TS RS45	5m
TS RS46	6m
TS RS47	7m
TS RS48	8m

Round Sling - 5000kg - Red



Code	Length m
TS RS51	1m
TS RS52	2m
TS RS53	3m
TS RS54	4m
TS RS55	5m
TS RS56	6m
TS RS58	8m
TS RS510	10m

Round Sling - 6000kg - Brown

Code	Length m
TS RS63	3m
TS RS64	4m
TS RS65	5m
TS FS66	6m
TS RS67	7m
TS RS68	8m

Round Sling - 8000kg - Blue

Code	Length m
TS RS83	3m
TS RS85	5m
TS RS88	8m
TS RS810	10m

Round Sling - 10000kg - Orange

Code	Length m
TS RS102	2m
TS RS104	4m
TS RS106	6m
TS RS108	8m
TS RS1010	10m

E-Series Lever Blocks - 250kg-3T

The Crane E-series lever blocks are Heavy Duty; built to help you get the job done. Suitable for many applications in the mining, construction, industrial and automotive industry. With its tough powder-coating exterior and the strength and reliability, you have come to know with the Crane range; the E-series will help you 'Lift with confidence.'

- ✓ Compliant AS1418.2.
- ✓ Single Action Directional Trigger with Neutral.
- ✓ Precision Chain Alignment Guide.
- ✓ Powder Coated Finish.



Model	Size kg	Chain Length m	Chain Size mm	Hook Opening mm
GR EL025	250	1.5	4	15
GR EL050	500	1.5	5	20
GR EL075	750	1.5	6	27
GR EL150	1500	1.5	8	30

E-Series Chain Blocks - 500kg-3T

The Crane E-series chain blocks are Heavy Duty. Suitable for many applications in the mining, construction, industrial and automotive industry. With its tough powder-coating exterior and the strength and reliability you have come to know with the Crane range, the E-series will help you 'Lift with confidence.'

- ✓ Compliant AS1418.2.
- ✓ All Quality Components.
- ✓ Powder Coated Finish.



Model	Size kg	Chain Length m	Chain Size mm	Number of Falls	Hook Opening mm
GR EC053	500	3	6	1	24
GR EC056	500	6	6	1	24
GR EC13	1000	3	6	1	28
GR EC16	1000	6	6	1	28
GR EC23	2000	3	10	1	38
GR EC36	2000	6	10	1	38

EDL - Single & Dual Speed Powered Hoist

Designed for use on building sites and multi-storey units, compact electric chain hoists are also suitable for a wide range of applications in warehouses, storage areas and factories.



- ✓ Push Button Pendant Control.
- ✓ Suits warehouse, construction,
- ✓ Entertainment, engineering and
- ✓ Manufacturing Industries.

Code	Capacity kg	Standard Lift m	Lift Speed m/min	Weight kg
Single Speed - Pendant Control Hoist				
TS EDL10S	100	3.0	13	12
TS EDL18S	180	3.0	8	12
TS EDL48S	480	3.0	6.7	21.5
Dual Speed - Pendant Control Hoist				
TS EDL10ST	100	3.0	13-3	12.5
TS EDL18ST	180	3.0	8-3	12.5
TS EDL48ST	480	3.0	6.7-2	21.5

Hoist - Rope Electric

Designed for use on building sites and multi-storey units, compact electric rope hoists are also suitable for a wide range of applications in warehouses, storage areas and factories.

- ✓ Automatic upper limit switch; when rope disc touches the limit arm, hoisting is automatically stopped.
- ✓ Dynamic and mechanical brake providing instant and safe braking.
- ✓ Convenient 240V / single phase power supply.
- ✓ Sensor arm automatically activates lower limit switch to stop motor if rope is under wound.
- ✓ Supplied with 3m power lead and industry plug & 10m heavy duty IP65 waterproof pendant control.
- ✓ Wire rope with 360° weighted hook with safety latch.
- ✓ Optional mounting arm CRH-0710 (not available for CWS-300).
- ✓ Optional push trolley mount CRH-0720 (not available for CWS-300).



Code	Capacity kg	Lift Height m	Lift Speed mm/min	Weight kg
PH CWS80	80	35	30	18
PH CWS160	160	40	22	25
PH CWS230	230	24	14	26
PH CWS300	300	24	13	28

EQ - Dual Speed Powered Hoist with Inverter

Designed for use on building sites and multi-storey units, compact electric chain hoists are also suitable for a wide range of applications in warehouses, storage areas and factories.

- ✓ Adjustable Speed Inverter.
- ✓ Push Button Pendant Control with
- ✓ Emergency Stop.
- ✓ Counter Hour Meter.
- ✓ IP55 Dust & Water Jet Proof Hoist Body.
- ✓ 40/20% Duty Rating.
- ✓ No Load, High Speed Feature.
- ✓ Standard 3m & 6m Lifts.
- ✓ Suits mining, warehouse, construction,
- ✓ Entertainment, engineering and
- ✓ Manufacturing Industries.



Code	Capacity kg	Standard Lift m	Lift Speed m/min	Weight kg
TS EQ003IS-3	250	3.0	10-1.7	30
TS EQ005IS-3	500	3.0	7.6-1.3	32
TS EQ0010IS-3	1000	3.0	7.1-1.2	42
TS EQ003IS-6	250	6.0	10-1.7	32
TS EQ005IS-6	500	6.0	7.6-1.3	34
TS EQ0010IS-6	1000	6.0	7.1-1.2	46

Hoist - Porta Hoist

Porta Hoists are compact, portable 240 volt single phase Electric Chain Hoists.

Being lightweight, Porta Hoists conveniently fit in their own durable travel case making them the ideal portable solution for safely lifting, lowering and handling loads up to 500kg.

- ✓ All Pacific Porta Hoists are manufactured to comply with AS1418.2.
- ✓ All models suitable for 240 volt, 50 Hz single phase power supply.
- ✓ Available in 80kg, 125kg, 250kg and 500kg capacities.
- ✓ Duty cycle rated at 30% ED with 180 starts per hour
- ✓ 18 volt DC low voltage control for safe operation.
- ✓ IP65 pendant control, dual speeds with variable speed slow control for raise and lower.
- ✓ Overload protection clutch prevents damage caused by overloading.
- ✓ All models are supplied as standard with 6 metre height of lift, a 5 metre pendant control, chain bucket and 3 metre power supply cable.
- ✓ Upper and lower electrical limit switches



Code	Capacity kg	Lift Ht m	Speed m/min	Weight kg
PH PPH080	80	6	0~4.8 - low 18 - high	17.5
PH PPH125	125	6	0~3.2 - low 12.5 - high	17.5
PH PPH240	250	6	0~3.2 - low 12.5 - high	17.5
PH PPH500	500	6	0~1.6 - low 6.3 - high	20.6

8

LADDER
HEIGHT
ACCESS

Stockmaster Ladders Height Access----- 90

Monstar Ladders ----- 93

Bailey Modular Access System ----- 96

Platform Stepladder Safety Gates ----- 98

Aluminum Ladders ----- 98

Fibreglass Ladders ----- 99

Safety Step Stools ----- 100

Work Cages & Platform ----- 102

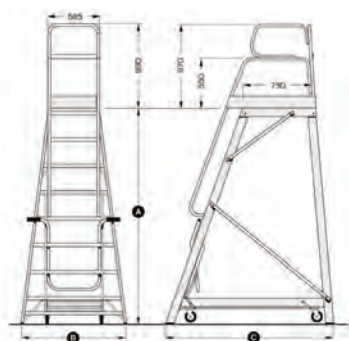
Height Safety Kits & Accessories ----- 102



Work Platform - Stockmaster Mobile Navigator

Stockmaster Navigator is a very safe and easy to use mobile work platform. It features a Move, Steer and Brake control which eliminates the need for springs, folding steps, wheel brakes and other devices.

Move up to StockMaster **Navigator Pro** and you are protected against accidentally stepping off the front of the platform. With the fully automatic Auto-Gate your hands are free to carry an item and still maintain a safe grip as you enter or leave the work-space. And with Navigator Pro you also have Rota-Gate which provides a gate-way at the side of the platform creating easy access for stock-picking, inspection and many other tasks.



Navigator PRO with Auto-Gate and Rota-Gate

Code	Platform Height mm	Working Range mm	A mm	B mm	C mm
CU SM-N4	1145	1400 - 2800	1145	755	1295
CU SM-N5	1435	1700 - 3100	1435	795	1425
CU SM-N6	1720	2000 - 3400	1720	835	1555
CU SM-N7	2005	2300 - 3700	2005	875	1685
CU SM-N8	2295	2500 - 3900	2295	915	1815
CU SM-N9	2580	2800 - 4200	2580	955	1945
CU SM-N10	2865	3100 - 4500	2865	995	2075
CU SM-N11	3155	3400 - 4800	3155	1035	2205
CU SM-N12	3440	3700 - 5100	3440	1075	2335
CU SM-N13	3725	4000 - 5400	3725	1115	2465
CU SM-N14	4015	4300 - 5700	4015	1155	2595

For Navigator PRO model add a "P" to Code eg. CU SM-N4P

Work Platform - Stockmaster Mobile Tracker

StockMaster Tracker is a very versatile and easy to use mobile work platform. With two large diameter wheels it moves easily over sealed and unsealed surfaces or slopes making it ideal for indoor and outdoor use. A single control to Steer and Brake makes it fast and easy to move around.

Move up to StockMaster **Tracker Pro** and you are protected against accidentally stepping off the front of the platform. With the fully automatic Auto-Gate your hands are free to carry an item and still maintain a safe grip as you enter or leave the work-space. And with Tracker Pro you also have Rota-Gate which provides a gate-way at the side of the platform creating easy access for stock-picking, inspection and many other tasks.



Tracker PRO with Auto-Gate and Rota-Gate

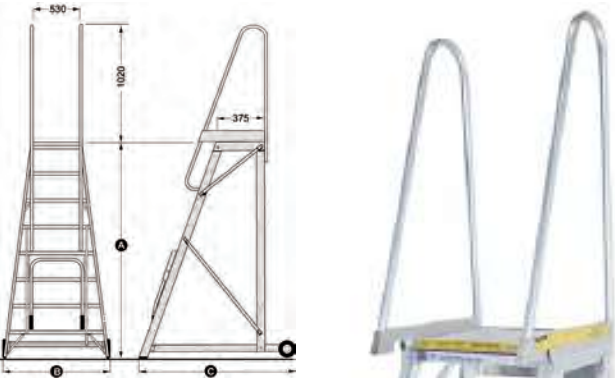
Code	Platform Height mm	Working Range mm	A mm	B mm	C mm
CU SM-T03	860	1100 - 2700	860	840	1210
CU SM-T04	1145	1400 - 3000	1145	895	1340
CU SM-T05	1435	1700 - 3300	1435	935	1470
CU SM-T06	1720	2000 - 3600	1720	975	1600
CU SM-T07	2005	2300 - 3900	2005	1015	1730
CU SM-T08	2295	2500 - 4200	2295	1055	1860
CU SM-T09	2580	2800 - 4400	2580	1095	1990
CU SM-T10	2865	3100 - 4700	2865	1135	2120
CU SM-T11	3155	3400 - 5000	3155	1175	2250
CU SM-T12	3440	3700 - 5300	3440	1215	2380
CU SM-T13	3725	4000 - 5600	3725	1255	2510
CU SM-T14	4015	4300 - 5900	4015	1295	2640

For Tracker PRO model add a "P" to Code eg. CU SM-T09P

Step Way - Stockmaster Mobile Step-Thru

Stockmaster Step-Thru is a safe and easy to use mobile step-way and with its use the dangerous practice of climbing onto and jumping down from trucks, or the use of step ladders to access mezzanine floors and similar situations is eliminated, significantly reducing the risk of accident. With a stable stepping off platform and two side safety rails to maintain a firm hand hold, access to the work place is safe and easy. Step-Thru substantially reduces your exposure to the high cost of lost time injuries and compensation claims.

Stockmaster Step-Thru is also available with a perforated step option to provide improved grip when ascending or descending the ladder in wet weather, muddy, or other hazardous conditions.



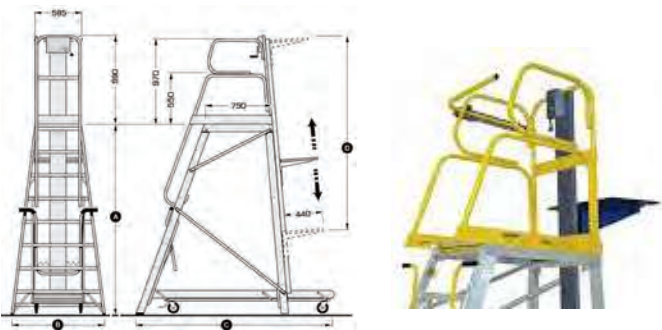
- ✓ Stockmaster Step-Thru is the right choice
- ✓ It enables a three point contact at all times
- ✓ It can be used on a wide range of surfaces
- ✓ It moves quickly and easily to where you need it
- ✓ It meets Australian, New Zealand and European Union Standards
- ✓ There's a height to suit your need

Code	Platform Height mm	Working Range mm	A mm	B mm	C mm
CU SM-ST03	860	900 - 1185	860	780	900
CU SM-ST04	1145	1185 - 1475	1145	820	1005
CU SM-ST05	1435	1475 - 1760	1435	860	1110
CU SM-ST06	1720	1760 - 2045	1720	900	1215
CU SM-ST07	2005	2045 - 2335	2005	940	1330
CU SM-ST08	2295	2335 - 2620	2295	980	1460
CU SM-ST09	2580	2620 - 2905	2580	1020	1590
CU SM-ST10	2865	2905 - 3150	2865	1060	1720

Order Picker - Stockmaster Mobile LiftTruk

Stockmaster LIFT-TRUK is a very safe and easy to use stock picker. Items weighing up to 60 kg can be picked, lowered and transported in one action. The whole stock picking process can be safely handled by one person removing the need for a second person to pass items up or down.

Stockmaster LiftTruk is ideally suited for use in Retail Stores and Warehouses for picking of single items and is manufactured from high quality materials; with reasonable care it will provide many years of service.



Code	Platform Height mm	A mm	B mm	C mm	D mm
CU SM-LT04	1145	1145	755	1885	1510
CU SM-LT05	1435	1435	795	2015	1795
CU SM-LT06	1720	1720	835	2145	2085
CU SM-LT07	2005	2005	875	2275	2370
CU SM-LT08	2295	2295	915	2285	2655
CU SM-LT09	2580	2580	955	2415	2945
CU SM-LT10	2865	2865	995	2545	3230
CU SM-LT11	3155	3155	1035	2675	3515
CU SM-LT12	3440	3440	1075	2805	3805
CU SM-LT13	3725	3725	1115	2935	4090
CU SM-LT14	4015	4015	1155	3105	4375

Ladder - Stockmaster Mezzalad

Mezzalad provides convenient, safe, easy access to mezzanine areas and features a space saving mechanism which allows it to be stored flat against the wall when not in use. Mezzalad is brought to the operative position with a simple lift and pull action.

At 600mm, the step width accommodates comfortable access, and two hand rails are provided for safe and easy climbing. The side rails are lengthened to provide hand railing extending 900mm beyond the upper floor, enabling safe step through access to the upper floor while maintaining a hand hold.

The ladder is fastened at the upper floor level. Installation is simple with two universal brackets allowing fastening to be made either to the floor or wall and the ladder may be secured with bolts or screws.

The VH series Mezzalad automatically adjusts to any floor height between the given minimum and maximum service height and suits the majority of applications. For other applications the custom manufactured CM series is available.



- ✓ Fast, safe and easy access to space you've already paid for!
- ✓ Provides access to Mezzanines, Lofts and Loading Docks and other elevated work areas
- ✓ Stores out of the way when not in use with a simple lift and push action
- ✓ Includes an upper floor gate and two hand rails to assist safe and easy climbing
- ✓ May be moved to different locations
- ✓ Is fast and easy to install with just two universal fixing brackets

Code	Service Height		Code	Service Height	
	Min mm	Max mm		Min mm	Max mm
CU SMVH01	2330	2529	CU SMVH03	2744	2977
CU SMVH02	2529	2744	CU SMVH04	2977	3225

Code	Service Height		Code	Service Height	
	Min mm	Max mm		Min mm	Max mm
CU SM-CM100	1310	1420	CU SM-CM111	3225	3385
CU SM-CM101	1420	1545	CU SM-CM112	3385	3675
CU SM-CM102	1545	1675	CU SM-CM113	3675	3990
CU SM-CM103	1675	1820	CU SM-CM114	3990	4280
CU SM-CM104	1820	1975	CM Series Non stock item – made to order NB. Made to order items are non returnable.		
CU SM-CM105	1975	2145			
CU SM-CM106	2145	2330			

Stockmaster Rota-Gate

Stockmaster Rota-Gate is a side opening platform gate that provides easy access for stock-picking, manufacturing, maintenance and many other tasks. To open or close the gate it is rotated into position which allows the ladder platform to be placed next to the work-face providing a clear open space to get to the task.



Please note: When an StockMaster Auto-Gate is fitted, a StockMaster Rota-Gate may be fitted to one side only.

Code	Description
SM-ROTAGATE	Can be fitted to all models of Stockmaster Navigator, StockMaster Tracker and StockMaster Lift-Truk that have been manufactured later than 2008.

Stockmaster Auto-Gate

Stockmaster Auto-Gate is a platform gate that provides automatic protection against the risk of a fall from the front of a StockMaster ladder platform. As a person enters the platform area the platform gate is automatically urged to the closed position. Release of the locking latch allows exit from the platform and automatically re-sets the gate to the open position.



Code	Description
CU SM-AUTOGATE	Can be fitted to all models of Stockmaster Navigator, StockMaster Tracker and StockMaster Lift-Truk that have been manufactured later than 2008.

Stockmaster Mezzalift

StockMaster Mezzalift is a cost effective solution for vertical transport of goods to mezzanine floors.

Using a simple winding mechanism, items weighing up to 60kg are easily moved by a single operator.

Featuring a reliable manually operated winch, braking of the load is automatic when the winch handle is released.

The overall length is adjustable to ensure correct operating height at the upper floor level and place the lift table at waist height for easy loading and unloading.

Mezzalift is fast and simple to install with fixing required a just two locations and is provided with a high visibility ground level safety rail system to eliminate the possibility of standing under the lift table.



Code	Service Height Range	
	From mm	To mm
CU SM-MH08	2250	2555
CU SM-MH09	2535	2840
CU SM-MH10	2820	3135
CU SM-MH11	3110	3415
CU SM-MH12	3395	3700
CU SM-MH13	3685	3990
CU SM-MH14	3970	4275

MONSTAR LADDER

Designed for easy, efficient use in warehousing and workplace environments.

Monstar Order Picking Ladders provide safe and secure access to all your elevated stock. All Ladders feature a huge 585mm x 730mm work platform, retractable safety castors and a 150kg Rated Capacity, reinforced with a strong welded construction. The Monstar Order Picker is guaranteed to make stock picking safer and more efficient for your business.

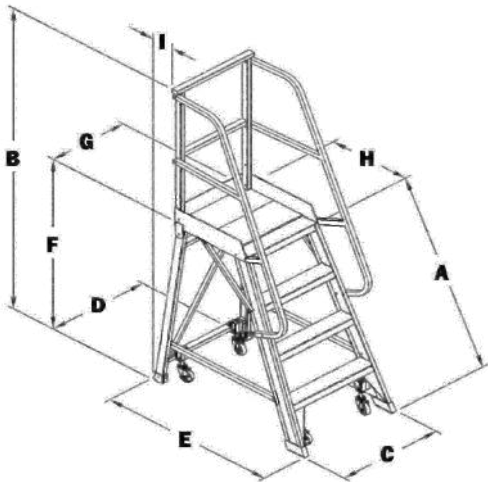
- ALUMINIUM
- 150KG HEAVY- DUTY
- LIGHTWEIGHT



 Load Capacity 150kg

Order Picking Ladders - Monstar Ladder - 150KG

- ✓ Made to AS/NZS 1892.1.
- ✓ Spring Loaded Castors.
- ✓ Safety Gate for Security and Stability at Elevated Heights.
- ✓ Designed for use on Commercial Sites and Warehouses.
- ✓ Light, Strong, Aluminium Construction with Ribbed Tread.
- ✓ Fully Welded Construction.
- ✓ Lightweight, Manoeuvrable & easy to use.



Model	Steps	A mm	B mm	Footprint C x E mm	D mm	F mm	G mm	H mm	I mm
TS MONOP2	2	620	1466	675 x 1025	659	565	585	730	17
TS MONOP3	3	927	1742	715 x 1167	695	840	585	730	37
TS MONOP4	4	1222	2017	758 x 1305	735	1115	585	730	60
TS MONOP5	5	1524	2290	800 x 1460	775	1390	585	730	87
TS MONOP6	6	1812	2570	844 x 1595	815	1665	585	730	112

LADDER HEIGHT ACCESS

MONSTAR LADDER

Strong, Lightweight Platform Ladder designed for Heavy Duty Industrial use.

A range of Platform Ladders designed and manufactured to meet the highest demanding applications in Australia. These ladders are built with industry rated material for moderate to high level use.

- **ALUMINIUM**
- **150KG HEAVY- DUTY**
- **LIGHTWEIGHT**



i Load Capacity 150kg

Platform Ladders - Monstar Ladder - 150KG

- ✓ Fully Welded Construction.
- ✓ Checkerplate Platform.
- ✓ Wide Base with Rubber Feet.
- ✓ 700mm x 400mm Platform
- ✓ Exceeds AS/NZS 1892.1.
- ✓ Standard Work Platform.
- ✓ Fully Welded Retractable Castors.
- ✓ Optional Handrails Available.



Large Platform



Castor Wheels



Safety Bar

Model	Platform Height mm	Steps
TS MONSTAR2	570	2
TS MONSTAR3	850	3
TS MONSTAR4	1130	4
TS MONSTAR5	1410	5
TS MONSTAR6	1690	6
TS HR - OPTIONAL HAND RAIL		



Safety Gate



Folded Ladder

MONSTAR LADDER

Compact Step Ladder designed for safe, easy and efficient use for a wide range of applications.

Compact Step Ladders - Monstar Ladder - 150KG

A range of Compact Step Ladders designed and manufactured to meet the highest demanding applications in Australia. These ladders are built with industry rated material for moderate to high level use.

- ✓ 150kg Load Rating.
- ✓ Lightweight, Manoeuvrable and easy to use.
- ✓ Rear Roller Castors for ease of movement.
- ✓ Heavy Duty Tread for added safety on all steps.
- ✓ Strong Safety Bracket including recess for storing Tools and Bucket Hooks.
- ✓ Light, Strong, Aluminium Construction.



- ALUMINIUM
- 150KG HEAVY- DUTY
- LIGHTWEIGHT



 **Load Capacity 150kg**

Model	Steps	Top Step Height mm	Safety Bracket Height mm	Footprint Size mm	Packed Size mm	Weight kg
TS MONLM2	2	480	480	620 x 530	900 x 550 x 150	6
TS MONLM3	3	680	480	900 x 550	1200 x 580 x 150	8
TS MONLM4	4	910	480	1180 x 550	1500 x 580 x 150	9

LADDER HEIGHT ACCESS

StepLadder - Job Station - Fibreglass

The Bailey P170 is more than just a platform stepladder, the P170 is a mobile job station with a massive 610mm x 460mm platform, huge 170kg load rating, carry handle and a range of features aimed at improving safety and productivity.



- ✓ Huge platform area (610 x 457mm) adds comfort and stability
- ✓ New 'trapezoidal tread design' provides an incredibly strong tread to stile joint
- ✓ Multi-function handrail with optional 'DropLok' accessories converts a handrail into a Job Station (15kg capacity)
- ✓ Fully reinforced polypropylene platform with metal inserts for maximum strength
- ✓ Electro - Safe™ (non-conductive)
- ✓ Checker plate 'deck pattern' provides an anti-slip standing area
- ✓ Extra strong, heavy duty fibreglass construction for superior durability
- ✓ Large anti-slip feet for maximum stability and durability
- ✓ Convenient carry handle allows for easy transport for improved mobility and improved productivity
- ✓ Fully integrated bracing and castor system - patented industry leading design
- ✓ Made to AS/NZS 1892.3

Code	Steps	Platform Height mm	Reach Height mm	Weight kg
BA FS13530	3	900	2900	17.9
BA FS13531	4	1200	3200	19.6
BA FS13532	5	1500	3500	21.2
BA FS13533	6	1800	3800	23.4
BA FS13534	7	2030	4030	29
BA FS13535	8	2320	4320	30.3
BA FS13536	10	2910	4910	35.3
BA FS13537	12	3490	5490	40.1
BA FS13648	Optional Safety Gate			

StepLadder - Job Station - Aluminium

The Bailey P170 is more than just a platform stepladder, the P170 is a mobile job station with a massive 610mm x 460mm platform and a huge 170kg loading rating.

A great platform stepladder for heavy duty industrial trade/commercial use by professional contractors, tradespersons, workplaces and serious DIY/handymen. Made to the requirements of the Australian and New Zealand Standards AS/NZS1892



Safety Gate BA FS13648



5 Step BA FS13540

- ✓ Huge platform area (610 x 460mm) adds comfort and stability
- ✓ New 'trapezoidal tread design' provides an incredibly strong tread to stile joint
- ✓ Multi-function handrail with optional 'DropLok' accessories converts a handrail into a Job Station (15kg capacity)
- ✓ Fully reinforced polypropylene platform with metal inserts for maximum strength
- ✓ Diamond plate 'deck pattern' provides an anti-slip standing area
- ✓ Extra strong, heavy duty aluminium construction for superior durability
- ✓ Large anti-slip feet for maximum stability and durability
- ✓ Convenient carry handle allows for easy transport from job to job
- ✓ Swivel castors for improved mobility and improved productivity
- ✓ Fully integrated bracing and castor system - industry leading design
- ✓ Made to AS/NZS1892.1-1

Code	Steps	Platform Height mm	Reach Height mm	Weight kg
BA FS13538	3	900	2870	16.9
BA FS13539	4	1200	3160	18.4
BA FS13540	5	1500	3450	19.9
BA FS13541	6	1800	3740	21.9
BA FS13542	7	2030	4030	27.4
BA FS13543	8	2320	4320	28.5
BA FS13544	10	2910	4910	33.2
BA FS13545	12	3490	5490	37.6
BA FS13648	Optional Safety Gate			

Step Ladder - Double Sided - 150KG - Bailey

An ideal "industrial duty" rated ladder for factory, office, warehouse, builders and painters. Double sided for greater versatility and greater load bearing strength this ladder is made to Australian and New Zealand Standard AS/NZS1892.1 and has a load rating of 150kg.



BA FS13385

BA FS13386

Code	Steps	Platform Height mm	Reach Height mm	Weight kg
BA FS13385	3	900	2300	4.9
BA FS13386	4	1200	2600	6.1
BA FS13387	5	1500	2900	7.7
BA FS13388	6	1800	3200	9.2

Step Ladder - Multi-purpose

Ideal for the tradesperson or serious DIY requiring the benefits of one of the most versatile ladders on the market.

Converts into four different configurations, a double sided step ladder, a single straight ladder, two individual trestles and a telescopic adjustable ladder.

- ✓ Industrial Duty Rated. Designed for use on industrial work sites
- ✓ 135kg load rating
- ✓ Strong, aluminium construction
- ✓ The most versatile ladder you can own
- ✓ Telescopic design quickly adjusts to a comfortable working height
- ✓ Adjust height quickly with spring loaded 'J' locks
- ✓ Adjust angle positions easily with push knobs
- ✓ Wide flared bottom for firm support and stability
- ✓ Anti-slip feet for added safety and stability



Step ladder

Code	Ladder Height mm	Reach Height mm	Weight kg
BA FS13644	2300 / 4500	3100 / 5500	16.7

Order Picker - Temporary Work Platform

The Bailey Order Picker Ladders are designed for safe, easy and efficient use around the warehouse or workplace.

Incorporating a large, stable work platform (500mm x 510mm) and a strong welded frame construction. The Bailey Order Picker makes stock picking a breeze.



BA FS10864

Shown with optional safety gate

Code	Steps	Platform Height mm	Reach Height mm	Weight kg
BA FS10863	3	830	2800	17.5
BA FS10864	4	1111	3100	19.5
BA FS10865	5	1390	3400	22.5
BA FS10866	6	1670	3700	23.5
BA FS10867	7	1950	3900	28.5
BA FS10868	8	2220	4200	30.5
BA FS22995	Safety Gate			

Ladder - Deluxe Order Picker - Walk Thru

Bailey Ladderweld "2 in 1" Access Platform Ladders are designed for safe, easy and efficient use in warehousing, vehicle maintenance, mining, aviation and heavy industry workplaces.

This Access Platform's dual design ability to be used as an Order Picker or 'Walk-thru' is perfect for stock picking and access to mezzanine floors, vehicle access and warehousing (no need to stock several products)

** Supplied as a 'flat pack' for optimal transporting.



BA FS13592

Code	Steps	Platform Height mm	Reach Height mm	Weight kg
BA FS13591	3	828	2800	38.1
BA FS13592	4	1104	3100	40.65
BA FS13593	5	1381	3400	43.0
BA FS13594	6	1656	3700	46.0
BA FS13595	7	1933	3900	48.5
BA FS13596	8	2209	4200	51.0
BA FS13597	10	2761	4800	62.0
BA FS13598	12	3313	5300	69.0
BA FS13599	14	3866	5900	76.4

Platform Ladder - Aluminium - Single Sided - 120KG - Bailey

This ladder is ideal for use in a office or retail environment to access stock at the back of house, merchandising front of house or general access to cupboards and stationery.

- ✓ 120kg load rating and industrial duty rating.
- ✓ Large 300 mm deep and 350 mm wide platform provides a comfortable work position.
- ✓ Multi function flip top handrail.
- ✓ Anti-slip PVC boots for added stability.
- ✓ Trapezoidal tread profile for strength and durability.
- ✓ 115 mm deep slim profile when closed makes it easy to store when not in use.



Code	Steps	Open Size L x W x H mm	Close Size L x W x H mm	Reach Height m	Platform Height mm	Weight kg
BA FS13868	2	666 x 500 x 1170	1277 x 115 x 500	2.6	570	4.55
BA FS13869	3	843 x 540 x 1586	1719 x 115 x 540	2.9	852	5.62
BA FS13870	4	1020 x 567 x 1866	2018 x 115 x 567	3.1	1132	6.9

Step Ladder - Safety Gate - Bailey

The Safety Gate is designed to be fitted to Bailey Aluminium and Fibreglass Industrial Platform stepladders fitted with plastic handrails. When fitted, this product will improve the safety for the user by providing a fully enclosed work area, whilst working at heights.

- ✓ Fully surrounds the user
- ✓ 3 Improves safety on platform
- ✓ stepladders
- ✓ 3 Maintains a safe working zone
- ✓ 3 Folds down for easy access
- ✓ 3 Folds away with ladder
- ✓ 3 Quick and easy to fit
- ✓ 3 Simple to use
- ✓ 3 Ladder still fits on roof racks



Code	Ladder Height mm	Reach Height mm	Weight kg
BA FS13648	Safety Gate for Bailey Job Station platform ladder		2.5

Industrial Aluminium Slimline Platform Ladder - 120KG - INDALEX



Code	Steps	Overall Height mm	Platform Height mm	Weight kg
TS TRDP5/2	2	1520	600	5.6
TS TRDP6/3	3	1830	900	6.9
TS TRDP7/4	4	2130	1200	8.3
TS TRDP8/5	5	2130	1500	11

Industrial Aluminium Slimline Platform Ladder - 150KG - INDALEX



Tool Tray



Wheel Kit



Locking Gate



Code	Steps	Platform Height mm	Weight kg
TS PROP5/2	2	600	11.0
TS PROP6/3	3	900	12.0
TS PROP7/4	4	1200	13.0
TS PROP8/5	5	1500	14.0
TS PROP9/6	6	1800	16.0
TS PROP10/7	7	2100	20.0
TS PROP11/8	8	2400	22.0
TS PROP12/9	9	2700	24.0
TS PROP13/10	10	3000	26.0
TS PROP15/12	12	3600	30.0

Aluminium Double Sided Step Ladder - 120KG - 135KG - 150KG - 180KG - INDALEX

- ✓ 3 Year Warranty for Tradesman.
- ✓ Lifetime warranty for Pro Series.
- ✓ Double solid Aluminium Rivet Constructions to the joints allows for repeated use without loosening up over time.



Code	Steps	Ladder Size mm	Weight kg
TS TRDS2D - 150kg	2	600	3.0
TS TRDS3D - 150kg	3	900	4.1
TS TRDS4D - 150kg	4	1200	4.9
TS TRDS5D - 135kg	5	1500	6.5
TS TRDS6D - 135kg	6	1800	7.4
TS TRDS7D - 120kg	7	2100	9.2
TS TRDS8D - 120kg	8	2400	10.0
TS PROS9D - 180kg	9	2700	14.0
TS PROS10D - 180kg	10	3000	16.0
TS PROS12D - 150kg	12	3600	20.0
TS PROS14D - 150kg	14	4300	25.0
TS PROS16D - 150kg	16	4800	30.0

Pro Series Industrial Fibreglass Platform Ladder - 150KG - INDALEX

- ✓ Platform Work Area - 660mm x 400mm.
- ✓ Solid 900mm High Guard Rail.
- ✓ Available - Wheel Kits, Locking Gates, Hand Rails, Tool Tray and Heavy Duty Top Shelf.



Heavy Duty Top Shelf

Wheel Kit



Side Handrails



PROPF74

Code	Steps	Platform Height mm	Weight kg
TS PROPF5/2	2	600	13.0
TS PROPF6/3	3	900	14.0
TS PROPF7/4	4	1200	16.0
TS PROPF8/5	5	1500	17.0
TS PROPF9/6	6	1800	20.0
TS PROPF10/7	7	2100	24.0
TS PROPF11/8	8	2400	26.0
TS PROPF12/9	9	2700	28.0
TS PROPF13/10	10	3000	30.0
TS PROPF15/12	12	3600	36.0

Aluminium Dual Purpose Ladder - 150KG - INDALEX

- ✓ Pro Series Lifetime Warranty.
- ✓ Double solid Aluminium Rivet Constructions to the joints allows for repeated use without loosening up over time.



PRODP6

Code	Steps	Ladder Size m	Weight kg
TS PRODP6	6	1.8/3.2	8.8
TS PRODP7	7	2.1/3.8	10.0
TS PRODP8	8	2.4/4.4	12.0

Fibreglass Double Sided Ladder - 150KG - 180KG - INDALEX

- ✓ Double solid Aluminium Rivet Constructions to the joints allows for repeated use without loosening up over time.
- ✓ Robust Fibreglass Side Rails utilising UV Inhibitors for greater durability.
- ✓ 5 Years Warranty.
- ✓ Heavy Duty Fixed Feet for 8ft - 16ft.



Code	Steps	Ladder Size mm	Weight kg
TS PROSF3D - 180kg	3	900 (3')	5.8
TS PROSF4D - 180kg	4	1200 (4')	7.4
TS PROSF5D - 180kg	5	1500 (5')	9.2
TS PROSF6D - 180kg	6	1800 (6')	11.0
TS PROSF7D - 180kg	7	2100 (7')	13.0
TS PROSF8D - 180kg	8	2400 (8')	15.0
TS PROSF10D - 180kg	10	3000 (10')	21.0
TS PROSF12D - 150kg	12	3700 (12')	26.0
TS PROSF14D - 150kg	14	4300 (14')	30.0
TS PROSF16D - 150kg	16	4800 (16')	36.0

Step Stool - 'Step Safe' - 200KG

This safety step ensures you can safely reach for high places - it's a proven performer in hard traffic areas such as Supermarkets, Libraries, Factories and Offices. The wide base platform together with the no-slip steps means your foot stays where you put it. Anti-skid pads are fitted for extra slippery floor surfaces.

- ✓ Anti-skid rubber pads.
- ✓ 500x500x360mm.
- ✓ Colour: Orange.
- ✓ Industrial rated.



Code	Base mm	Height mm	Capacity kg
NY E1513A	500 x 500	360	200

Step Stool - Jumbo - Mobile - 180KG

The JUMBO TEAMSTEP Step Stool has been designed to allow the user to reach higher places easily and safely.

The wide base platform and large contrasting anti slip contact surfaces of the JUMBO TEAMSTEP Stool Safety Step Stool ensure your foot stays where you put it.

Anti skid rubbers are great for extra slippery surfaces and castors make your day easy on carpet or concrete.

- ✓ Sturdy yet lightweight construction.
- ✓ Totally mobile.
- ✓ Castors are spring-loaded to retract when in use.
- ✓ Fitted with non-slip tape.



Code	Size mm	Height mm	Weight kg
TS TSJUMBO	375	370	5.0

Step Stool - 'STEP UP' - 260KG

With a 180 kilogram capacity, the Team STEP UP Step Stool is the strongest and safest Step Stool on the market. Featuring a large deck size of 370mm x 370mm and four way access the Secure Step Safety Step Stool is ideal for supermarkets, libraries, factories and offices.

- ✓ Strengthened under supports to give full stability without the top bowing.
- ✓ The unit will not bend or sag.
- ✓ Large Deck size 370 x 370mm.
- ✓ Fully fitted with non-slip tape.
- ✓ Four-way access.
- ✓ Fitted with Non-Slip rubber feet.
- ✓ 260kg Load Rated.
- ✓ Linear Low Density Polyethylene.



TS TSSU-YEL



TS TSSU-ORA

Code	Base mm	Height mm	Weight kg
TS TSSU-ORA	370 x 370	370	5.0
TS TSSU-YEL	370 x 370	370	5.0

Step Stool - Mobile - 180KG

With a 180 kilogram capacity, the Step Stool Mobiles are the strongest and safest Step Stool Mobiles on the market. Step Stool Mobile is ideal for supermarkets, libraries, factories and offices.

- ✓ Totally Mobile.
- ✓ Anti-Slip Surface.
- ✓ Lightweight, Durable One Piece Construction.
- ✓ Stackable.
- ✓ No rusting or dangerous sharp edges.
- ✓ Castors are spring loaded to retract when TEAMSTEP is in use.
- ✓ Fitted with Non-Slip Tape.
- ✓ Made of Remoulded Plastic.



TS TSTS YEL



TS TSTSBLU

Code	Size mm	Height mm	Weight kg
TS TSTSBLU	315	395	4.2
TS TSTS YEL	315	395	4.2

MONSTAR STEP

LADDER HEIGHT ACCESS

Outperforms other similar safety steps in longevity and strength.

Step Stool - Monstar Step - 260KG

The all new MONSTAR STEP[®] is the only plastic safety step that has superior design features over existing injection moulded safety steps available in Australia. The Monstar Step is a quality, cost effective solution designed for intermittent use. Designed to be durable, safe and robust.

MONSTAR STEP[®] has a large, safer area of non slip tape including an indentation in the lower step so the tape will not wear away - ensuring longevity of non slip surface.

- ✓ Large Deck Size - 370mm x 370mm.
- ✓ Fully Fitted with Non-Slip Tape.
- ✓ Four Way Access.
- ✓ Rubber Feet.



 **Load Capacity 260kg**



Non-slip Tape



Four Way Access



Built in Rubber Feet

Model	Size mm	Height mm	Weight kg	Capacity kg
MONSTEP	370 x 370	375	3.5	260

These Reflexequip Work Platforms are the only safe and authority approved way of lifting personnel to a height when using a forklift.

TS TSWP - Work Platform

- ✓ Manufactured to meet Australian Standards - AS-2359.1.
- ✓ Designed to carry 2 people & up to 250kg.
- ✓ 1200 x 1200 x 1000mm with 2200mm Safety Screen.
- ✓ Toe Boards on all sides.
- ✓ Skid Resistant Floor Plates.
- ✓ Inward Opening Self Closing Door.
- ✓ Internal Hand Rail.
- ✓ Full Length Fork Sleeves.
- ✓ Safety Chains Fitted.
- ✓ 40mm Square Tube Construction.
- ✓ Pins supplied for attaching to fork.
- ✓ Two Harness Anchor Points.
- ✓ Precision made Quality Construction.
- ✓ Australian Made.

**APPROVED
PERSONNEL
PLATFORM**



TS BH01151 - Safety Harness

- ✓ Energy Absorbing 2.0m Lanyard.
- ✓ Particularly suited to the hire industry.
- ✓ Fall/Arrest 136kg.
- ✓ Only available for use on fully welded work platform as per the TSWP pictured here.
- ✓ NOTE: The use of a safety harness is not mandatory with this platform.



TS TSWPF - Collapsible/Folding Work Platform

- ✓ 250kg Rating
- ✓ Stores & assembles with ease.
- ✓ Ideal for freighting.
- ✓ Complies with Australian Safety Standards - AS-2359-1.
- ✓ Comes ready to use.



**FOLDS
AWAY IN
MINUTES!**



Model	Width mm	Length mm	Height mm	Weight kg
TS TSWP	1200	1200	1000	120
TS TSWPF	1200	1200	1000	120

9

STORAGE SHELVING RACKING

Storage Cases ----- 104

Toolbox ----- 105

Storage Containers ----- 106

Storage Bins ----- 107

Parts Storage ----- 108

Racks and Louvred Panels ----- 109

Office Storage System ----- 110

Racking and Shelving ----- 111

Pallet Racking Systems ----- 114

Raised Storage ----- 114



Storage Case - Rola-Case

The ROLA-CASE drawer system offers an extensive selection of storage solutions that allows further expansion horizontally and or vertically when your storage needs arise. The choice of cases and accessories will allow for storage of the smallest micro components through to power tools and cordless equipment. The cases are manufactured from engineering polymers, ABS, Polycarbonate and Nylon 66. They are moulded with a 3 – 5mm wall section and use stainless steel for the hinge and latch spring to ensure extended product life.



OS RC001




OS RC002/CL



OS RC003/CL

Code	Lid	L x W x H mm	Compartment Layout
OS RC001	Solid	370 x 370 x 85	20 adjustable compartments, 1 tool compartment in front of case.
OS RC001/CL	Clear	370 x 370 x 85	As above. Polycarbonate lid.
OS RC002	Solid	370 x 370 x 85	1 large compartment 1 tool compartment in front of case.
OS RC002/CL	Clear	370 x 370 x 85	As above. Polycarbonate lid.
OS RC003	Solid	370 x 370 x 130	1 large tool compartment, plus 3 compartment lift-out tray and with further compartments below, with capability to be divided by 4 with divider OS RC003/D
OS RC003/CL	Clear	370 x 370 x 130	As above. Polycarbonate lid.
OS RC003/D	Divider for OS RC003 and OS RC003/CL		



ROLA-CASE ROLA-Shell



OS RC003/QK




Quik Kit OS QK001

Code	Lid	L x W x H mm	Compartment Layout
OS RC003/QK	Solid	370 x 370 x 130	1 large compartment, plus 3 compartment lift-out tray and with further compartments below, 1 tool compartment. Includes Quik Kit (OS QK001)
OS QK001	Solid	310 x 210 x 50	10 small compartments, 1 large tool compartment in front of case.
OS QK001/CL	Clear	310 x 210 x 50	As above. Clear case & lid

Storage Case - Rola-Case Drawer Options



OS RC2FR



OS RC3FR + OS RC3FX + 6 x OS RC001




OS RC7DC/DM

Code	W x D x H mm	Drawer Layout Holds
OS RC2FR	419 x 460 x 250	2 x RC001 or RC002 series cases.
OS RC2FX	-	Horizontal extension 2 drawer frame also available
OS RC3FR	419 x 460 x 350	3 x RC001 or RC002 series cases.
OS RC3FX	-	Horizontal extension 3 drawer frame also available
OS RC3FR/2D	419 x 460 x 350	2 x RC003 series cases.
OS RC4FR	419 x 460 x 460	4 x RC001 or RC002 series cases.
OS RC4FX	-	Horizontal extension 4 drawer frame also available
OS RC5FR	419 x 460 x 571	5 x RC001 or RC002 series cases.
OS RC5FR/4D	419 x 460 x 571	2 x RC001 or RC002 and 2 x RC003 series cases.
OS RC7DC/DM	839 x 460 x 960	Up to 14 x RC001 or RC002 series cases or a combination of RC001, RC002 & RC003 series cases.

Storage Case - Ezi-Pak Storage Module

Modular system that holds two Ezi-Pak carry cases but with removable base plate to add more units if required. Ideal for bench top, vehicles or add castors for a mobile system.

- ✓ Super tough A.B.S. plastic
- ✓ Full extension, heavy duty drawer steel slides
- ✓ Modular. Removable base plate to add more units with ease for greater versatility
- ✓ Moulded holes in base enables mounting on workbench, in vehicles or onto castors for mobility
- ✓ Ezi-Pak Storage Module System is self locking



Code	Width mm	Depth mm	Height mm	Capacity
FI 1H156	420	440	265	Holds 2 EZI-PAK cases

Storage Case - Ezi-Pak

Versatile carry case for the storage and transport of tools, small parts and components.

- ✓ A.B.S. base & clip
- ✓ Clear polycarbonate lid
- ✓ 21 compartments
- ✓ Removable dividers to create larger storage area
- ✓ Easy grip handle
- ✓ Base legs
- ✓ Easy to open & close lid



Code	Lid	Width mm	Depth mm	Height mm	Compartments
FI 1H150	Clear	370	432	85	21
FI 1H151	Solid	370	432	85	21

Add to code: BLU = ■ RE = ■ eg. Blue case with clear lid = FI 1H150BLU

Storage Case - Parts-Pak

Sturdy carry case for small parts and components. Featuring blue ABS base, black ABS clips and clear polycarbonate lid with easy grip handle. Great for tradesperson, builders, etc..



Code	Ext. W x D x H mm	Int. W x D x H mm	Included Parts Trays
FI 1H161	425 x 420 x 110	415 x 355 x 100	(2)100 x 300mm (1)200 x 300mm

Storage Box - Clear Plastic - Small




1H030

- ✓ For the handyman - stores nails, screws, bolts, nuts and washers
- ✓ For the tradesman - stores and protects all small parts and components
- ✓ For the office - stores drawing pins, paperclips and staples

Code	Type	Width mm	Depth mm	Height mm	Compartments
FI 1H030	Small	188	118	31	5
FI 1H031	Small	188	118	31	1

Storage Box - Clear Plastic - Medium



1H032

1H037C

1H037A

1H037B

Code	Type	Width mm	Depth mm	Height mm	Compartments
FI 1H032	Medium	195	136	66	1
FI 1H037A	Medium	195	157	48	1
FI 1H037B	Medium	195	157	48	6
FI 1H037C	Medium	195	157	48	14

Storage Box - Clear Plastic - Large



FI 1H092

FI 1H093

FI 1H095

Code	Type	Width mm	Depth mm	Height mm	Compartments
FI 1H090	Large	310	200	80	3
FI 1H095	Large	310	200	80	6
FI 1H092	Large	310	200	48	1
FI 1H093	Large	310	200	48	12
FI 1H094	Large	310	200	48	18
FI 1H097	XLarge	350	270	55	20

Toolbox With Drawers & Lift Out Tray



FI 1H127

- ✓ Designed and made in Australia
- ✓ All plastic construction - copolymer
- ✓ Handle & Clips - A.B.S.
- ✓ Strong and durable
- ✓ Medium and large - Lockable
- ✓ Ideal for Tradesman or Handyman

Code	Width mm	Depth mm	Height mm	Lift Out Tray	Drawers
FI 1H127	400	230	250	1	2
FI 1H128	460	300	280	1	3

Toolbox With Cantilever



FI 1H106



FI 1H107



FI 1H108

Code	Width mm	Depth mm	Height mm	Cantilever Tray
FI 1H106	328	190	160	2
FI 1H107	400	230	203	3
FI 1H108	465	300	254	6

Toolbox With Lift Out Tray



FI 1H124



FI 1H125



FI 1H126

Code	Width mm	Depth mm	Height mm	Lift Out Tray
FI 1H105	290	150	115	1
FI 1H124	328	190	160	1
FI 1H125	400	230	203	1
FI 1H126	465	300	254	1 + 2 x storage boxes

Tool Box - Utility



- ✓ Designed and made in Australia
- ✓ All plastic construction - copolymer
- ✓ Handle & Clips - A.B.S.
- ✓ Strong and durable
- ✓ Lockable
- ✓ Ideal for Tradesman / Handyman / First Aid kits and around the home
- ✓ Weather proof

Code	Width mm	Depth mm	Height mm	Lift Out Tray
FI 1H135	400	230	145	No
FI 1H137	400	230	145	Yes
FI 1H140	465	300	180	Yes

Add to code: BLU = ■ GRN = ■ eg. Green utility box = FI 1H135GR

Spacecase® Storage Containers

Spacecase® Storage Containers are made from a high strength UV stabilised polyethylene material; they are stackable and interlocking and have pad-lockable quality catches as standard.

They offer ideal protection against harsh environmental conditions as they are highly durable, impervious to most chemicals and moisture and will not dent or rust.

The range of Spacecase® Storage Containers provide ideal storage and transit protection for contents ranging from general purpose containers to more specialised packaging of equipment ranging from radio equipment, computing equipment, and various other specialised Defence equipment.

Case - Spacecase® Modular 550



Code	External L x W x H mm	Internal L x W x H mm	Weight kg	Volume m³
TC 055055025	550 x 550 x 225	480 x 480 x 170	6.8	0.068
TC 055055031	550 x 550 x 310	480 x 480 x 245	7.8	0.092
TC 055055045	550 x 550 x 450	480 x 480 x 390	8	0.133
TC 055055067	550 x 550 x 670	480 x 480 x 605	10.5	0.200
TC 110055025	1100 x 550 x 225	1045 x 495 x 180	12	0.136
TC 110055031	1100 x 550 x 310	1045 x 495 x 260	14.5	0.185
TC 110055045	1100 x 550 x 450	1045 x 495 x 405	16	0.266
TC 110055067	1100 x 550 x 675	1045 x 495 x 630	21	0.399
Add to code: B = blue G = Grey. eg. Blue case = TC 055055025B				

- ✓ Tough plastic moulded cases (UV stabilised food grade polyethylene)
- ✓ Resists dust, water, chemical, oil and rust
- ✓ Lockable over-centred zinc plated catches
- ✓ Stack, interlock and palletise (modular style only)
- ✓ Standard colours blue and Grey, others to order

IDEAL FOR

- ✓ Tool & equipment storage
- ✓ General storage box
- ✓ Photographic equipment
- ✓ Computer & electronic equipment
- ✓ Camping, 4WD and outdoor use

Case - Spacecase® Modular 620



Code	External L x W x H mm	Internal L x W x H mm	Weight kg	Volume m³
TC 062031031	620 x 310 x 310	570 x 260 x 250	5.75	0.060
TC 062031045	620 x 310 x 450	570 x 260 x 375	7.75	0.086
TC 062062045	620 x 620 x 450	570 x 570 x 380	10	0.058
TC 124062045	1240 x 620 x 450	1190 x 570 x 370	25	0.346
Add to code: B = blue G = Grey. eg. Blue case = TC 055055025B				

Case - Spacecase® General Containers



Code	External L x W x H mm	Internal L x W x H mm	Weight kg	Volume m³
TC 035034034	350 x 350 x 340	320 x 320 x 300	3.5	0.042
TC 078038038	780 x 380 x 380	720 x 330 x 310	6.0	0.113
TC 070055037	700 x 550 x 370	650 x 500 x 320	9.0	0.142
TC 090040040	900 x 400 x 400	850 x 300 x 325	8	0.144
TC 090055040	900 x 550 x 400	850 x 490 x 325	12.5	0.198
TC 090TRAYB	Black Tray to suit above TC 090055040			
TC 120055040	1200 x 550 x 380	1150 x 460 x 300	15	0.251
TC 124028040	1240 x 280 x 400	1230 x 225 x 330	10	0.132
Add to code: B = blue G = Grey. eg. Blue case = TC 055055025B				



Case - Spacecase® Modular 550 Front Opening



We can supply special colours and fittings. eg. stainless steel.

Code	External L x W x H mm	Internal L x W x H mm	Weight kg	Volume m³
TC 055036045	550 x 360 x 440	455 x 310 x 410	10.5	0.087
TC 055055045B	550 x 550 x 440	455 x 500 x 410	14	0.133
Add to code: B = blue G = Grey. eg. Blue case = TC 055055025B				

Storage Bins - Utility

Nally utility bins offer a cost effective, space saving solution for the storage and handling of a wide range of component parts. They are light in weight, yet strong enough to give a long service life in tough manufacturing, assembly line and engineering applications. Internal divider options give maximum storage flexibility and strong, integral hand grips make for easy handling.

An easy to change labelling facility is incorporated and all Nally utility bins can be stacked or nested when empty to save valuable storage space. Great for automotive spares, cutting tools, electronic components, plumbing & hardware fittings and general parts.

Up to a maximum of three dividers can be used to divide each bin and an initial quantity of dividers is supplied with each bin (see chart below). Available in Grey only.



IH348

IH344

IH338

IH335

Code	Ext. W x D x H mm	Int. W x D x H mm	Dividers Supplied
NA IH344	105 x 424 x 100	92 x 390 x 98	2
NA IH335	105 x 324 x 100	92 x 290 x 98	3
NA IH348	203 x 424 x 100	190 x 390 x 98	2
NA IH338	203 x 324 x 100	190 x 290 x 98	2
NA IH301	Divider for NA IH344 & NA IH335		
NA IH302	Divider for NA IH348 & NA IH338		

Storage Bins - Economy

Strong and durable Economy small parts storage bins equipped with removable dividers, for the storage of small parts and components. Ideal for repair centres, garages, electronic shops. Made from Polypropylene to resist solvents & oils. Up to a maximum of five dividers can be used to divide each bin and an initial quantity of dividers is supplied with each bin (see below).

Economy Parts Storage Bin Features:

- ✓ Strong and durable
- ✓ Fits standard metal shelving
- ✓ Industrial and domestic
- ✓ Ideal for repair centres, garages, electronic shops
- ✓ Position dividers to suit your needs
- ✓ Made from Polypropylene to resist solvents & oils



1H028

1H027

1H025

1H017

1H024

1H012

Code	Ext. W x D x H mm	Dividers maximum	Dividers Supplied
FI 1H012PGRY	100 x 300 x 100mm	3	2
FI 1H017PGRY	100 x 400 x 100mm	3	2
FI 1H024PGRY	200 x 300 x 100mm	3	2
FI 1H025PGRY	200 x 400 x 100mm	3	2
FI 1H027PGRY	100 x 600 x 100mm	5	5
FI 1H028PGRY	200 x 600 x 100mm	5	5
FI 1H014PGRY	Divider to suit 100mm wide Parts Trays		
FI 1H026PGRY	Divider to suit 200mm wide Parts Trays		

Storage Bins - Shelf / Hang / Stack

An integrated small parts storage system, these storage bins offer you optimum storage versatility, and easy parts access.

Developed with the assistance of leading edge computer technology these storage bins are made from tough durable polypropylene, are light in weight, yet strong enough to withstand the rough and tumble of everyday use in busy work environments. Bins can be mounted on louvred panels, hanging strips or can remain free standing.

Available in four colours (Red, Blue, Green, Yellow) and six sizes.



- ✓ Warehouses
- ✓ Storerooms
- ✓ Workshops
- ✓ Manufacturing Plants
- ✓ Hospitals
- ✓ Laboratories
- ✓ Schools
- ✓ Service Stations

Code	Type	Vol. litre	Ext. W x D x H mm	Dividers	*Louvers
NA IH1000	N5	0.5	100 x 120 x 60	No	2
NA IH1001	N10	1.0	100 x 178 x 85	No	3
NA IH1002	N20	2.5	135 x 225 x 125	No	4
NA IH1003	N30	6.0	205 x 280 x 165	1	5
NA IH1004	N40	12.0	410 x 280 x 165	1-2	5
NA IH1006	N60	24.0	410 x 440 x 210	1-2	6
Add to bin code: BLU = ■ GRN = ■ RE = ■ YE = ■ eg. N10 blue bin = NA IH100BLU					
NA IH1015	Divider for NA IH1003 & NA IH1004				
NA IH1020	Divider for NA IH1006				
*Louvers = The number of rows of louvres (on louvre panels) occupied by the bin.					


Storage Bins - EasyFit - Stainless - Chrome

EasyFit Chrome Wire Baskets are a range of wire baskets designed to enhance the ability to store sterilised medical supplies. The baskets are designed to interchange with the Plastic Micro Bin range, which is used extensively throughout medical facilities. Each Chrome Wire Basket features a fine mesh of 8 x 8 mm which is more effective in retaining smaller items and has a double wire on the top edge to ensure there are no sharp edges. The Chrome Wire Baskets can rest on shelves or fit onto louvred panel.



Code	Finish	Model	W x D x H mm	Mesh Size mm	Divider Available
DE 179800	Chrome	W5	108 x 113 x 60	8 x 8	No
DE 179801	Stainless	W5	108 x 113 x 60	8 x 8	No
DE 179802	Chrome	W10	108 x 171 x 85	8 x 8	No
DE 179803	Stainless	W10	108 x 171 x 85	8 x 8	No
DE 179804	Chrome	W20	143 x 218 x 125	8 x 8	No
DE 179805	Stainless	W20	143 x 218 x 125	8 x 8	No
DE 179806	Chrome	W30	210 x 273 x 165	8 x 8	Yes
DE 179807	Stainless	W30	210 x 273 x 165	8 x 8	Yes
DE 179808	Chrome	W40	418 x 273 x 165	8 x 8	Yes
DE 179809	Stainless	W40	418 x 273 x 165	8 x 8	Yes
DE 179810	Chrome	W60	418 x 450 x 215	8 x 8	Yes
DE 179811	Stainless	W60	418 x 450 x 215	8 x 8	Yes

Louvred Panel Accessories



Code	Type	Dimensions mm	Capacity kg
DE 080501	S6 - Single Prong Hook	Length 152	2.3
DE 080502	D6 - Double Prong Hook	Length 152	4.5
DE 080503	C6 - Closed Prong Hook	Length 152	4.5
FI 1H081	Shelf	460W x 310D x 150H	-

Storage Drawers Organiser

The bodies of these low cost drawer organisers are made from High Impact Styrene whilst the drawers are made from durable Copolymer. Ideal for the tradesperson, the handyperson or the office.

The clear plastic drawers are completely removable and the entire unit can be left freestanding, fitted to louvre panel or mounted directly onto a wall.

- ✓ Tough durable drawers
- ✓ For the handyperson - stores nails, screws, bolts, nuts and washers
- ✓ For the tradesperson - stores and protects all small parts and components
- ✓ For the home - stores sewing needs and accessories
- ✓ Can be fitted onto Stor-Pak Louvre Panel or screwed directly onto a wall
- ✓ The two drawer organisers clips together vertically and horizontally to form a fully modular unit



Code	Overall W x D x H mm	Individual Drawer Int. W x D x H mm	Drawers
FI 1H048	87 x 136 x 98	77 x 130 x 40	2
FI 1H044	155 x 128 x 142	145 x 120 x 40	3
FI 1H050	230 x 128 x 188	70 x 125 x 40	12
FI 1H051	305 x 128 x 230	70 x 125 x 40	20
FI 1H046	3+12+20 Drawer Inserts		
FI 1H0481	2 Drawer Inserts		


Storage Drawers - Stor-Pak 63

The Stor-Pak 63 is a plastic container that is ideal for storing accessories in your van, office, warehouse, home and garage.

Stor-Pak 63 keeps all your small pieces like bolts, bits, small tools and other supplies organised and readily on hand. Even better, with your small pieces safely stored, you won't have to worry about frustrating worktop roll off.

These hardwearing containers are both stackable and wall mountable, making them perfect for keeping your work area or your home tidy.

They are the ultimate practical storage system.



- ✓ Tough, shatterproof
- ✓ Fits onto louvre panel
- ✓ Unique safety latches
- ✓ Two removable dividers in each drawer

Code	Overall W x D x H mm	Individual Drawer Int. W x D x H mm	Drawers
FI 1H086	205 x 285 x 160	185 x 250 x 40	3

Storage Drawers - Visi-Pak

Visi-Pak is the ideal modular system for hospitals, pharmaceutical, confectionery or general parts storage.

Clear removable compartments keep contents clean and allows easy visual stock control and Visi-Pak is supplied with special clips which enable them to fit onto a louvre panel.

Alternatively, they can be screwed onto a wall or left free standing on a bench top.



- ✓ For the handyperson - stores nails, screws, bolts, nuts, and washers.
- ✓ For the tradesperson - stores and protects all small parts and components.
- ✓ For the home - stores sewing needs and accessories.
- ✓ For the fisherman - stores all types of tackle



Code	Width mm	Depth mm	Height mm
FI 1H040	103	83	120
FI 1H041	154	126	182
FI 1H042	208	167	238

Storage Bin Hanging Strip

Simple, single row, heavy duty galvanised strip for holding parts storage bins. Pre-punched for easy fixing to wall or workbench. Available in 445mm and 895mm lengths.



Code	Length mm
RE HANG445	445
RE HANG895	895

Louvred Panel - Metal

Create your own storage system with louvred wall panels. They accommodate stackable bins and mount easily to walls, shelving, carts, benches and cabinets. Multiple mounting positions allow you to arrange bins to fit your specific needs.



Code	Width mm	Height mm	Louvres (rows)
DE 080311	457	457	12
DE 080313	457	914	24
DE 080314	457	1224	32
DE 080315	457	1829	48

Louvred Panel - Plastic

Moulded from A.B.S. plastic these panels are light in weight but high in strength. Inter-locking ends allow for modular set-up.



FI 1H082



FI 1H083

Code	Width mm	Height mm	Louvres
FI 1H082	460	153	4 rows of 6
FI 1H083	460	460	12 rows of 6

Storage Bins - Shelf / Hang / Stack - Mesh Base

These Mesh-pak storage containers are easy to remove and wash from the wall. They are ideal for Medical, First Aid and Parts storage.



Code	Type	Vol. litre	W x D x H mm
FI 1H062MP	PAK25	2.5	133 x 220 x 125
FI 1H063MP	PAK60	6.0	200 x 275 x 165
FI 1H064MP	PAK120	12.0	410 x 275 x 165
Add to bin code: BLU = Blue WHT = White RE = Red eg. PAK25 Blue Bin = FI 1H062MPBLU			

Louvred Panel Mobile Racks

Ideal for storing small parts in warehouses, hospitals or for assembly line feed applications.

Maximises use of space and there are plenty of options including push handles & castors for manoeuvrability. Bins are extra.



DE MRAC 121 L33
Bins not included

Code	Width mm	Height mm	Louvres (rows)
DE MRAC120 L33	440	1530	36
DE MRAC121 L33	880	1530	36
DE MRAC220 L33	440	1990	48
DE MRAC221 L33	880	1990	48

Louvred Panel Free Standing Racks

Free Standing Racks consist of a double sided panel that is fitted with two rack feet and are designed to be put anywhere. Each unit is modular and Extension Bays that consist of an additional double sided panel and one rack foot, can be easily added to create longer storage runs.

Free Standing
Purchase
1 x Panel
2 x Feet



Extension Bay
Purchase
1 x Panel
1 x Foot

Code	W x H mm	Item	Important Information
DE 080401	438 x 1372	Panel	Purchase 1 x Panel and 2 x Feet for a Free Standing Rack or 1 x Panel and 1 x Foot for an Extension Bay
DE 080402	438 x 1829	Panel	
DE 080403	Rack Feet		

Locker - Steel - Statewide

Statewide Steel Lockers are manufactured under a quality system complying with ISO 9001 and designed with numerous features to ensure long-term durability.



Code	Tiers	Overall W x D x H mm
SW SL1	1 Tier Single (300mm wide unit)	300 x 450 x 1800
SW SL1-2	1 Tier Bank of 2 (300mm wide unit)	600 x 450 x 1800
SW SL1-3	1 Tier Bank of 3 (300mm wide unit)	900 x 450 x 1800
SW SL2	2 Tier Single (300mm wide unit)	300 x 450 x 1800
SW SL2-2	2 Tier Bank of 2 (300mm wide unit)	600 x 450 x 1800
SW SL2-3	2 Tier Bank of 3 (300mm wide unit)	900 x 450 x 1800
SW SL4	4 Tier Single (300mm wide unit)	300 x 450 x 1800
SW SL4-2	4 Tier Bank of 2 (300mm wide unit)	600 x 450 x 1800
SW SLW1	1 Tier Single (380mm wide unit)	380 x 450 x 1800
SW SLW1-2	1 Tier Bank of 2 (380mm wide unit)	760 x 450 x 1800
SW SLW1-3	1 Tier Bank of 3 (380mm wide unit)	1140 x 450 x 1800
SW SLW2	2 Tier Single (380mm wide unit)	380 x 450 x 1800
SW SLW2-2	2 Tier Bank of 2 (380mm wide unit)	760 x 450 x 1800
SW SLW2-3	2 Tier Bank of 3 (380mm wide unit)	1140 x 450 x 1800
SW SLW4	4 Tier Single (380mm wide unit)	380 x 450 x 1800
SW SLW4-2	4 Tier Bank of 2 (380mm wide unit)	760 x 450 x 1800

Cupboard - Steel Office - Swing Door

The Statewide and Brownbuilt Stationery, Cupboards are strong, functional, durable. With a secure three point locking, these cupboard will be with your business for years to come.



Cupboard - Steel Office - Swing Door- Statewide

Code	SW SWEC1020	SW SWEC1820	SW SWEC2000
Number of Shelves	2	3	4
Overall Size mm	900 x 450 x 1030	900 x 450 x 1800	900 x 450 x 1998

Cupboard - Steel Office - Swing Door - Brownbuilt Octave

Code	BN COHAB	BN COTAB	BN COVAB
Model	CCH	C18	C20
Shelves	2	3	4
Int. Length x Width x Height mm	900 x 400 x 905	900 x 400 x 1675	900 x 400 x 1855
Ext. Width x Depth x Height mm	910 x 450 x 1030	910 x 450 x 1800	910 x 450 x 1998
Weight kg	39	61	70
Per Shelf Load (evenly) kg	110	110	110
Warranty	5 years	5 years	5 years

Lockers - Brownbuilt Steel

- ✓ Full Length Locker fitted with hat shelf, coat rail and two sliding coat hooks (Single door)
- ✓ Two Tier Locker with coat rail and two coat hooks.
- ✓ Three Tier Locker, three compartments.
- ✓ Four Tier Locker, four compartments
- ✓ Eight Tier Locker, eight compartments (375mm width only)
- ✓ DPI Locker for the food industry, integrated sloping top and inspection vents in the door.



Code	Tiers	Overall W x D x H mm	Compartment mm
BN LBASA	Full Length Single	300 x 450 x 1800	232 x 435 x 1425
BN LBASB	Full Length Bank of 2	600 x 450 x 1800	232 x 435 x 1425
BN LBASC	Full Length Bank of 3	900 x 450 x 1800	232 x 435 x 1425
BN LBATA	Two-Tier Single	300 x 450 x 1800	232 x 435 x 825
BN LBATB	Two-Tier Bank of 2	600 x 450 x 1800	232 x 435 x 825
BN LBATC	Two-Tier Bank of 3	900 x 450 x 1800	232 x 435 x 825
BN LBATA	Four-Tier Single	300 x 450 x 1800	232 x 435 x 410
BN LBATB	Four-Tier Bank of 2	600 x 450 x 1800	232 x 435 x 410
BN LBASA	Full Length Single	375 x 450 x 1800	307 x 435 x 1425
BN LBASB	Full Length Bank of 2	750 x 450 x 1800	307 x 435 x 1425
BN LBASC	Full Length Bank of 3	1125 x 450 x 1800	307 x 435 x 1425
BN LBCTA	Two-Tier Single	375 x 450 x 1800	307 x 435 x 825
BN LBCTB	Two-Tier Bank of 2	750 x 450 x 1800	307 x 435 x 825
BN LBCTC	Two-Tier Bank of 3	1125 x 450 x 1800	307 x 435 x 825
BN LBCTA	Four-Tier Single	375 x 450 x 1800	307 x 435 x 410
BN LBCTB	Four-Tier Bank of 2	750 x 450 x 1800	307 x 435 x 410

Filing Cabinet

The Statewide and Brownbuilt Anti tilt filing cabinet has been engineered to provide reliable and practical office storage.

Featuring a ball bearing runner system that has been designed for quiet, smooth drawer operation. Runners extend fully to provide unhindered access to the drawer, and the high tolerance design prevents jamming.

- ✓ Fully welded top
- ✓ Internally assembled carcass construction
- ✓ Slimline carcass design
- ✓ Zinc base plate
- ✓ Compact lock



Filing Cabinet - Anti Tilt - Drawer - Statewide

Code	Drawers	Width X Depth X Height mm
SW SW2	2	467 x 610 x 715
SW SW3	3	467 x 610 x 1019
SW SW4	4	467 x 610 x 1325


Filing Cabinet - Brownbuilt Legato - Anti Tilt - Drawer

Code	Drawers	Width X Depth X Height mm	Capacity lineal meters
BN FABAS	2	453 x 620 x 715	1.16
BN FACAS	3	453 x 620 x 1021	1.74
BN FADAS	4	453 x 620 x 1327	2.32

Action Rack

ACTION-RACK is a unique racking system, exclusive to Reflex Equip. It features a sturdy galvanised steel frame which takes a range of lift out plastic bins. A versatile approach to accessible storage and display suiting many applications. Optional castors can be fitted for greater manoeuvrability.

Action Rack Full Size 1800 High x 2022 Wide



Full Size Rack with #10 bins
(optional lids)



Full Size Rack with Model 30
& Model 30D bins, Mobile option

Code	Levels	Bin Type	Total Bins
RE S AL1207	4	#7	12
RE S AL1210	4	#10	12
RE S AL3030	5	Model 30	30
RE S AL3030D	5	Model 30D	30

For bin colour, add to code: BLU = ■ RE = ■ WH = ■
eg. Unit with white bins = RE S AL1207WH



Full Size Rack with #4 bins


Code	Levels	Bin Type	Total Bins
RE S AL3604	6	#4	36

For bin colour, add to code: BLU = ■ OR = ■ WH = ■
eg. Unit with white bins = RE S AL3604WH

Not all combinations shown here.
call us for more information

Bin Type and Internal Dimensions mm	
No.4	394 x 285 x 108
Model 30	419 x 279 x 152
Model 30D	419 x 279 x 255
No.7	597 x 362 x 203
No.10	597 x 362 x 266

Action Rack Half Size 1800 High x 1015 Wide



Half Rack with Model 30D bins



Half Rack with #4 bins

Code	Levels	Bin Type	Total Bins
RE S AS1530	5	Model 30	15
RE S AS1530D	5	Model 30D	15
RE S AS1804	6	#4	18

For bin colour, add to code: BLU = ■ RE = ■ WH = ■
eg. Unit with white bins = RE S AS1530WH

Long Span Shelving

A strong, durable and versatile shelving system that looks good and minimises lost space from uprights. Ideal for a wide variety of applications from archives to automotive, factories, warehouses, retail, wholesale and commercial.

- ✓ High density storage of small items
- ✓ Storage of large, heavy and bulky items
- ✓ Storage of long, odd-shaped or awkward items



Heights mm	1200 - 2000 - 2200 - 2500 - 3000 - 3500
Widths mm	900 - 1200 - 1800 - 2100 - 2400
Depths mm	400 - 450 - 500 - 600 - 760 - 900 - 1200

Shelving - Angle Keyhole Post

For use in cool rooms, kitchens, dry store areas and general storage. Zinc plated or stainless steel finish that is easily assembled with a wide variety of available sizes and shelf types.

Call us for obligation free, expert advice and further information.



- ✓ Ladder type frame construction
- ✓ Beam lugs select two holes in frame for rigidity
- ✓ Adjustable feet
- ✓ Bridging shelves, meat rails & special shelves available
- ✓ Shelves lift off for easy cleaning
- ✓ MDF or particle board for dry goods or general storage
- ✓ Steel mesh shelves or moulded plastic shelves for cool room & food applications
- ✓ Zinc plated or stainless steel finish

Heights mm	1350, 1800, 2000, 2300
Lengths	600, 750, 900, 1050, 1200, 1350, 1500, 1650, 1800, 1950, 2100, 2250, 2400
Depths mm	300, 375, 450, 525, 600 (Wire Shelves)
Depths mm	300, 450, 600 (Black ABS Plastic Shelves)

Shelving - Chrome Wire And Storage Systems

Chrome Wire Shelving is ideally suited for dry storage areas and in particular for sterile hospital environments where cleanliness and freedom from gathering dust is critical. Chrome wire systems offers fast easy assembly, full adjustability, high capacity, excellent ventilation, clean, High-Tech appearance. Wide range of standard sizes.



Shelf Depth mm	Shelf Length mm
355	760, 910, 1070, 1220, 1372, 1525
460	460, 610, 760, 910, 1070, 1220, 1372, 1525, 1825
533	610, 760, 910, 1070, 1220, 1372, 1525, 1825
760	910 only

In-Line High Density Compact Storage System. Makes efficient use of your storeroom, only one access aisle required over a 5 metre area. Mobile units are fitted with waist high handles and 125mm castors to ensure safe and easy movement in such a way as to comply with OH&S requirements. Extensive range of accessories such as ledges (preventing items falling off the shelves) dividers, baskets and label holders.



Shelving Bay Width mm	760, 910, 1070, 1220, 1372, 1525, 1828
Shelving Depth mm	355, 460, 533, 610
Heights mm	860, 1370, 1600, 1800, 1895, 2032

Utilising readily available accessories Chrome wire systems can be configured to suit many static and mobile applications. Accessories include: ledges, dividers, baskets, handles, hooks, label holders, post clamps, castors, bumpers, half shelves, sliding shelves, reversed shelves, slanted shelves, slanted suture trolley shelves, louvre panels

Shelving - Post Style With Wire Grid

This patented wire shelving system is an excellent option if air flow and strength are critical. Mantova wire shelving is easy to install and with solid steel sides easier to clean than other brands of wire shelving.

Fully welded steel corners offer class leading strength, a clean look, and price and product name space for front of shop use.

- ✓ Excellent option if air flow and strength are critical.
- ✓ Easy to install.
- ✓ Easy to clean.
- ✓ Fully welded steel corners offer class leading strength.
- ✓ Clean look.

Wire Grid Shelving is
HACCP AUSTRALIA APPROVED



Mobile
Options
Available

Plastic Shelving
Options
Available

Features	Description
SHELF WIDTHS	300, 375, 450, 525 and 600mm
SHELF LENGTHS	600, 750, 900, 1050, 1200, 1350, 1500, 1650 and 1800mm
POST HEIGHTS	3 tiers - 1200mm high 4 tiers - 1800mm high 5 tiers - 2000mm high
SHELVES	Frames are welded 32mm x 2.5mm roll formed section with Wire Grid of 4mm wires spaced on 8mm cross supports spaced at 25mm centres
POSTS	Posts are manufactured from 25mm x 25mm x 1.2mm tube fitted with a bullet foot allowing 32mm of adjustment
FINISHES	• Zinc with Clear Lacquer • Polished Stainless Steel
WEIGHT LOADING	• Wire Shelves are rated to 200kgs evenly spaced per tier up to 1200mm long. • Sizes 1350mm to 1800mm are rated to 150kg evenly spaced. • Shelf clips are rated to 150kg up to 1200mm and 100kg for 1350 to 1800mm long shelves.
WARRANTY	All components come with a 12 month structural warranty against manufacturing defects

Shelving - Mobile

Our versatile range of mobile storage systems has been developed to solve every filing and storage requirement whilst maximising storage efficiency by reducing costly floor space.

For expert advice and further information on how mobile shelving can enhance your storage facilities, please contact your nearest Reflex Equip showroom.



ADAPTABLE AND FLEXIBLE

Mobile Storage is extremely versatile, with a range of storage cabinet sizes and configurations to suit your particular storage needs. We offer a wide range of filing and storage accessories to maximise your storage potential, whether in an office, archive or warehouse environment. The modular construction means that units can be easily reconfigured or relocated



SECURITY
"Longitudinal" units are available with a key-activated locking console, featuring a steel locking pin that engages directly into the track section.



TRACK
Utilises a unique low profile modular aluminium track that is laid directly onto an existing floor surface, without the need for preparation of the floor or floor covering.



SAFETY
Units are fitted with overhead stabiliser systems that effectively join the storage cabinets together as they move, preventing tipping.



SMOOTH OPERATION

Mobile storage cabinets are constructed using shelving fitted to welded steel mobiles that can be joined to form two-bay wide units. Sealed bearing load wheels in the mobiles run on a durable steel track insert for ease of movement, and lateral guide wheels ensure correct mobile alignment. A metal interlocking levelling plate system compensates for variations in the floor surface.

Shelving - Commercial Systems

The perfect storage solution for any office with restricted space. Developed to compliment modern, efficient records management and storage systems.

- ✓ Durable metal construction
- ✓ Solid bolted construction and ease of assembly
- ✓ Simple clip shelf support system
- ✓ 25mm vertical shelf adjustment
- ✓ Single or double-sided shelving configurations
- ✓ Wide range of heights, widths and depths
- ✓ Wide range of storage accessories



The complete shelving system for the modern office, warehouse and industrial applications.

Shelving height mm	1875, 2175, 2400
Shelving width mm	750, 900, 1050, 1200
Shelving depth mm	250, 300, 400, 450, 500, 600



STORAGE - SHELVING - RACKING

Pallet Racking

Australia's biggest selling pallet racking system, with many variations and options to suit your needs.



- ✓ Selective Pallet Racking
- ✓ Double Deep Racking
- ✓ Narrow Aisle Racking
- ✓ High Rise Racking
- ✓ Pallet Flow Through
- ✓ Push Back Rack



Pallet Racking Legs
on Page 150

**Contact Reflex Equip on 1300 774 872
for further information & advice**

Raised Storage

A raised storage area is the fast way to add extra floorspace within the shell of an existing building. Raised storage areas provide the means to create separate zones within one centralised storage facility.


Each installation is tailored to the shape of the site and the load bearing requirements in maximising economy and structural safety.

Can be designed to accommodate all storage systems from pallet racking and shelving to conveyor systems in integrated warehouses.

RAISED STORAGE AREAS - RACKING SUPPORTED

- ✓ Pallet racking forms the support for a second floor raised storage area.
- ✓ Effectively doubles warehouse space with nominal cost.

**Contact Reflex Equip on 1300 774 872
for further information & advice**



MantaMesh

- ✓ Uniquely profiled "manta" supports for superior performance
- ✓ Suits all standard rack types, sizes, and configurations
- ✓ Can eliminate double handling and reduce pallet hire costs
- ✓ Light, medium and heavy-duty decks available



Available in two standard widths: 1250 and 1350mm to suit frame depths 840, 900, 1070, 1170 & 1220mm

Cantilever Racking

The use of Cantilever Racking allows the quickest possible placement, storage and removal of long items, such as timber, PVC and metal pipe, sheet materials, conduit and carpet.

Cantilever racks may be constructed as single or double-sided units, Double sided Cantilever rack provides the maximum storage capacity on a single central column while the single sided Cantilever rack is designed to fit flush against a wall.

The extreme heights permitted by cantilever racks save valuable floor space and as cantilever racks have no posts or columns along the aisle as in conventional storage racks, 25% increase in capacity may be realised. Additional arms, uprights and braces may be added as storage requirements change.

- ✓ Cantilever Rack Features:
- ✓ Easy, fast loading and unloading
- ✓ Every storage slot accessible
- ✓ Maximizes available floor space
- ✓ Many different sizes and load capacities
- ✓ Most cost effective of all rack types.
- ✓ Quick and easy installation
- ✓ Add arms and uprights as needed

**Contact Reflex Equip on 1300 774 872
for further information & advice**




10

WORK BENCHES WORK TABLES

Megabench ---- 116

Steel WorkStands ---- 117

Stainless Steel Work Tables ---- 117



Workbench - Megabench Basic Models

The all purpose, steel framed MegaBench workbenches are made for years of tough use in your factory, workshop or warehouse.

MegaBench workbenches are strong and practical and are available in three lengths, two depths and three heights, with benchtops made from either MDF board, galvabond steel wrapped board, or laminate covered board. For non standard sizes, powdercoat finish or a mobile bench please make contact by phone, fax or email to discuss your requirement.



Plenty of size choices

- ✓ 3 lengths - 1200 - 1800 - 2400mm
- ✓ 2 depths - 750 - 900mm
- ✓ 3 heights - 680 - 750 - 960mm
- ✓ MDF, laminate or steel covered top (Steel top not available on 2400mm model)

Plenty of options for

- ✓ 1200 - 1800mm Models
- ✓ Backs (low steel or high timber)
- ✓ High back (MDF)
- ✓ Drawers (plastic or steel lockable)
- ✓ Shelves (over or underbench)
- ✓ Louvre panels & Bins



Basic bench with steel top

Workbench - Megabench 1200 Long Basic Units

Code	Length x Width x Height mm	Top
RE MB12006802	1200 x 750 x 680	18mm MDF
RE MB12006803	1200 x 750 x 680	32mm MDF
RE MB12006804	1200 x 750 x 680	18mm White Laminate
RE MB12006801	1200 x 750 x 680	25mm Galvanised clad
RE MB12008202	1200 x 750 x 820	18mm MDF
RE MB12008203	1200 x 750 x 820	32mm MDF
RE MB12008204	1200 x 750 x 820	18mm White Laminate
RE MB12008201	1200 x 750 x 820	25mm Galvanised clad
RE MB12009602	1200 x 750 x 960	18mm MDF
RE MB12009603	1200 x 750 x 960	32mm MDF
RE MB12009604	1200 x 750 x 960	18mm White Laminate
RE MB12009601	1200 x 750 x 960	25mm Galvanised clad

See our website - www.reflexequip.com.au - for 900mm deep models

Workbench - Megabench 1800 Long Basic Units

Code	Length x Width x Height mm	Top
RE MB18006802	1800 x 750 x 680	18mm MDF
RE MB18006803	1800 x 750 x 680	32mm MDF
RE MB18006804	1800 x 750 x 680	18mm White Laminate
RE MB18006801	1800 x 750 x 680	25mm Galvanised clad
RE MB18008202	1800 x 750 x 820	18mm MDF
RE MB18008203	1800 x 750 x 820	32mm MDF
RE MB18008204	1800 x 750 x 820	18mm White Laminate
RE MB18008201	1800 x 750 x 820	25mm Galvanised clad
RE MB18009602	1800 x 750 x 960	18mm MDF
RE MB18009603	1800 x 750 x 960	32mm MDF
RE MB18009604	1800 x 750 x 960	18mm White Laminate
RE MB18009601	1800 x 750 x 960	25mm Galvanised clad

See our website - www.reflexequip.com.au - for 900mm deep models

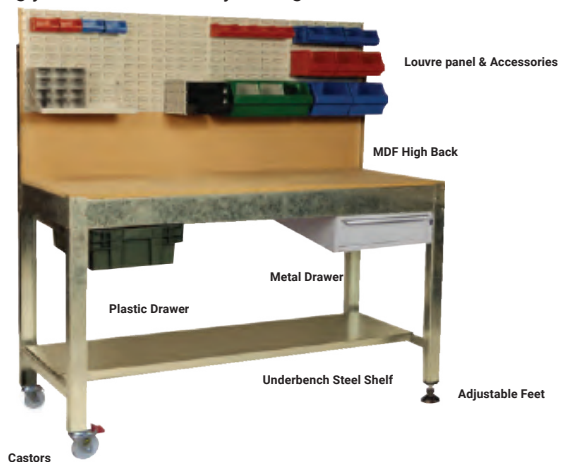
Workbench - Megabench 2400 Long Basic Units

Code	Length x Width x Height mm	Top
RE MB24006802	2400 x 750 x 680	18mm MDF
RE MB24006803	2400 x 750 x 680	32mm MDF
RE MB24006804	2400 x 750 x 680	18mm White Laminate
RE MB24008202	2400 x 750 x 820	18mm MDF
RE MB24008203	2400 x 750 x 820	32mm MDF
RE MB24008204	2400 x 750 x 820	18mm White Laminate
RE MB24009602	2400 x 750 x 960	18mm MDF
RE MB24009603	2400 x 750 x 960	32mm MDF
RE MB24009604	2400 x 750 x 960	18mm White Laminate

See our website - www.reflexequip.com.au - for 900mm deep models

Workbench Options For Megabench

Customise your MegaBench with our large range of options and extras that are available. Don't hesitate to contact us for expert advice on making your bench mobile by adding castors.



Megabench 1200mm Long Options

Code	Description	For Width mm
RE MB 1211	Low Back	1200
RE MB 1212	High Back	1200
RE MB 1210	Underside Shelf	1200
RE MB 1213	Overbench Shelf	1200

Megabench 1800mm Long Options

Code	Description	For Width mm
RE MB 1811	Low Back	1800
RE MB 1812	High Back	1800
RE MB 1810	Underside Shelf	1800
RE MB 1813	Overbench Shelf	1800



Megabench Drawer Options

Code	Description	For Width mm
RE MB DRAWERGR	Plastic Drawer	Green
RE MB DRAWERRE	Plastic Drawer	Red
RE MB DRAWERWH	Plastic Drawer	White
RE MB STDRAW	Lockable Steel Drawer	-

Workstand - Steel

Made from fully welded steel with a powdercoat finish, these workstands are available as either mobile or static units with flush or inverted decks.

Distance between shelves is approximately 615mm and Stainless Steel models also available.

Ideal for general workshop and factory use.



Static Model, Flush Decks

Code	Overall L x W x H mm	Deck L x W mm	Wheel Config*	Finish
RE WSFL2AP	820 x 520 x 800	810 x 510	Static	Powdercoat
RE WSFL2AP L14	820 x 520 x 905	810 x 510	L14	Powdercoat
RE WSFL2AP L33	820 x 520 x 933	810 x 510	L33	Powdercoat
RE WSFL4BP	1120 x 620 x 800	1110 x 610	Static	Powdercoat
RE WSFL4BP L14	1120 x 620 x 905	1110 x 610	L14	Powdercoat
RE WSFL4BP L33	1120 x 620 x 933	1110 x 610	L33	Powdercoat
Wheel Config*	Static: No wheels L14: 4 wheels - 75mm nylon all swivel L33: 4 wheels - 100mm nylon all swivel			



Mobile Model, Inverted Decks

Code	Overall L x W x H mm	Deck L x W mm	Wheel Config*	Finish
RE WSTL2AP	820 x 520 x 800	810 x 510	Static	Powdercoat
RE WSTL2AP L14	820 x 520 x 905	810 x 510	L14	Powdercoat
RE WSTL2AP L33	820 x 520 x 933	810 x 510	L33	Powdercoat
RE WSTL4BP	1120 x 620 x 800	1110 x 610	Static	Powdercoat
RE WSTL4BP L14	1120 x 620 x 905	1110 x 610	L14	Powdercoat
RE WSTL4BP L33	1120 x 620 x 933	1110 x 610	L33	Powdercoat
Wheel Config*	Static: No wheels L14: 4 wheels - 75mm nylon all swivel L33: 4 wheels - 100mm nylon all swivel			

Workstand - Stainless Steel

Ideal for kitchens, food processing and other manufacturing areas.

- ✓ Fully welded construction
- ✓ Static unit with adjustable feet
- ✓ Wide range of castor options
- ✓ Optional lower deck or tubular leg support



Mobile Model, Lower Shelf



Adjustable Levelling Feet Model, No Lower Shelf

Code	Deck L x W mm	Wheel Config*	Finish
RE WS L2AS1502	810 x 510	Feet	Stainless/S
RE WS L2AS L14	810 x 510	L14	Stainless/S
RE WS L3AS1502	1110 x 510	Feet	Stainless/S
RE WS L3AS L14	1110 x 510	L14	Stainless/S
RE WS L4AS1502	1110 x 610	Feet	Stainless/S
RE WS L4AS L14	1110 x 610	L14	Stainless/S
RE WS L5AS1502	1110 x 710	Feet	Stainless/S
RE WS L5AS L14	1110 x 710	L14	Stainless/S
Wheel Config*	Static: No wheels Feet: Adjustable Levelling Feet L14: 4 wheels - 75mm nylon all swivel		

11

FLOOR MATS

Anti Fatigue Mats ----- 119



Modular Safety Mats ----- 119

Entrance Mats ----- 119

Wet Area Safety Mats ----- 120

Rubber Access Ramps ----- 120

Wondersorb Mat ----- 120



Mat - Ergo Tred - Anti Fatigue




FEATURES

- ✓ Suited to relieve the strain of constant standing.
- ✓ Domed surface ergonomically designed to improve circulation and give maximum comfort.
- ✓ Ideal for checkouts, workstations and counters.
- ✓ 100% natural rubber.

Code	Length mm	Width mm	Border
CM AS	900	600	Black Border
CM ASY	900	600	Yellow Border
CM ETM	1200	900	Black Border
CM ETMY	1200	900	Yellow Border

Mat - Diamond Foot



FEATURES

- ✓ Slip resistant, hard wearing and chemical resistant surface.
- ✓ Resilient sponge base to enhance comfort.
- ✓ Ideal for all dry areas including warehouses and workstations.
- ✓ NGB - will not delaminate.
- ✓ 13mm thick.

Code	Length mm	Width mm	Borders
CM DF23	600	900	Available with Solid Black, Chevron or Yellow borders
CM DF35	1500	900	
For Border add to code: SB = solid black CB = chevron border YB = yellow border eg. 600 x 900 with Chevron border = CM DF23CB			

Mat - Air Grid



FEATURES

- ✓ Unique combination of comfort and wear features.
- ✓ Non-slip rubber surface.
- ✓ Relieves the strain on legs.
- ✓ Suction cups assist mats adhesion.
- ✓ Optional grease proof (Terracotta)
- ✓ Ideal for demanding work areas

Code	Length mm	Width mm	Colour
CM AG23	900	600	Black
CM AG23Y	900	600	Black/Yellow Border
CM AG34	1200	900	Black
CM AG34Y	1200	900	Black/Yellow Border
CM AG34G	1200	900	Terracotta/Greaseproof

Mat - Soft Foot



FEATURES

- ✓ Rugged, durable closed cell vinyl sponge antifatigue matting. Easy to clean.
- ✓ Cushion surface with non slip ribs and bevelled edges.
- ✓ May be cut to desired shape.
- ✓ Use in warehouses, counters, checkouts or any dry area.

Code	Length mm	Width mm	Type
CM SSM	Runner per metre	900	Grey
CM SSSM	Runner per metre	900	Black with yellow edge

Mat - Modular Safety - Solid Top Antifatigue



FEATURES

- ✓ Versatile and economical anti-fatigue system.
- ✓ Smooth surface for easy cleaning. Slip resistant.
- ✓ Suitable for light trolleys.
- ✓ Modules fit together easily & quickly.
- ✓ Ideal for workstations and production lines, counters.

Code	Type	Length mm	Width mm
CM STAE	End	800	700
CM STAC	Centre	800	700
CM STAS	Single	800	700

Mat - Modular Safety - Comfort Link




FEATURES

- ✓ Mats link to form desired shape.
- ✓ Holed design & solid.
- ✓ Bevelled edges available in black or yellow.
- ✓ For wet or dry areas.
- ✓ Unique 'grit top' for very slippery areas.

Code	Type	Length mm	Width mm
CM TE	Holed	900	900
CM TES	Solid	900	900
CM TEE	Edge	900	75
CM TEG	Holed (grease proof)	900	900
CM TEA	Holed (grit top)	900	900

Mat - Modular Safety - Grid



Features

- ✓ Polypropylene construction
- ✓ Interlocking
- ✓ With drainage holes.
- ✓ Ideal for showers, locker rooms, etc..
- ✓ Available in Grey & green

Code	Length mm	Width mm	Thickness mm	Colour
NA IG051GRN	508	508	25	Green
NA IG051GRY	508	508	25	Grey

Mat - Entrance Ribbed



FEATURES

- ✓ Effective and economical mat for medium traffic areas.
- ✓ Attractive bi-level construction traps dirt.
- ✓ Coarse fibres scrape dirt and debris from shoes.
- ✓ Solution dyed to prevent fading.
- ✓ Easy clean and dries quickly.

Code	Length mm	Width mm	Colour
CM RM23	900	600	Add to Code: RE = red GRN = green PEP = pepper BLU = blue GRY = Grey BRN = brown eg. Red mat = CM RMSRE
CM RM35	1500	900	
CM RM46	1800	1200	

Mat - Entrance - Absorba



FEATURES

- ✓ Heavy duty mat for high traffic areas.
- ✓ Grippers on underside minimise movement.
- ✓ Raised reinforced rubber dam border.
- ✓ Reinforced rubber raised squares to prevent pile from crushing, improving wear ability.

Code	Length mm	Width mm	Colour
CM AB23	860	620	Add to Code: RE = Red GRN = Green PEP = Pepper BLU = Blue GRY = Grey WAL = Walnut eg. Red mat = CM RMSRE *Pepper only
CM AB35	1440	860	
CM AB310	2970	860	
CM AB46	1690	1140	
CM AB410	2970	1140	
CM AB610	2920	1750	
CM AB620*	6045	1800	

Mat - Wet Area Safety - Tube Tread



FEATURES

- ✓ PVC tubular matting can be cut to any length or shape.
- ✓ Soft surface drains and resists oils, chemicals and alkalis.
- ✓ Ideal for wet areas like bars, boats, workshops, swimming pools and showers.
- ✓ Available in Black or Blue

Code	Length meter	Width mm	Colour
CM TTBLK	12.0	900	Black
CM TTBLU	12.0	900	Blue

Mat - Wet Area Safety - Safety Cushion



FEATURES

- ✓ General purpose safety mat.
- ✓ Comfort non-slip mat.
- ✓ Bevelled edges for safety.
- ✓ Optional grease resistant formula.
- ✓ Factories, kitchens, prep areas, boats and counters.

Code	Length mm	Width mm	Type
CM CLS	900	600	
CM CLN	1500	900	General Purpose
CM CLR	1500	900	Grease Resistant

Mat - Wet Area Safety - Supa Gripper



FEATURES

- ✓ PVC matting can be cut to any length or shape.
- ✓ Soft surface drains and resists oils, chemicals and alkalis.
- ✓ Ideal for wet areas like bars, boats, workshops, swimming pools, showers.
- ✓ Heavy duty construction.

Code	Length meter	Width mm	Colour
CM SGBLK	12.0	900	Black
CM SGBLU	12.0	900	Blue

Mat - Access Ramp



Heavy Duty ramp for indoor or outdoor applications for wheeled traffic.

- ✓ Easy installation
- ✓ Reduce trip hazards
- ✓ Maintenance free
- ✓ Made from recycled rubber
- ✓ Can be trimmed to required size

Code	Length mm	Width mm	Rise mm
CM AR0	900	200	25
CM AR1	1067	305	32
CM AR2	1270	457	44
CM AR3	1524	610	55

Mat - Wondersorb



The Wondersorb Entrance mat's ultra absorbent surface retains large amounts of liquid while the 'Dual zone' gripper backing will grip any floor type. Features an anti skid nitrile rubber backing that will not curl or crack and is machine washable and can be tumble dried.

- ✓ Carpet top is 100% recycled, made from recycled PET bottles
- ✓ Twist pile carpet scrapes and dries feet
- ✓ Designed to trap and hide dirt and moisture
- ✓ Anti skid nitrile rubber backing will not curl or crack
- ✓ Machine washable and can be tumble dried

Code	Length mm	Width mm	Thickness mm
CM WS23CHL	850	600	7
CM WS34CHL	1200	850	7
CM WS35CHL	1500	850	7

12

CONVEYOR SYSTEMS

Powered Flexible and Expandable ---- 122

Gravity Roller ---- 122

Gravity Skatewheel ---- 123

DIY Conveyor System ---- 124



Conveyor - Powered Flexible and Expandable

Ideally suited for loading and unloading, distribution centres, packaging, mobile assembly lines, shipping and receiving.

- ✓ 150kg capacity per linear metre (level)
- ✓ 800 to 1100mm adjustable conveyor height
- ✓ 450, 600 and 750mm conveyor widths
- ✓ Available in any length to fit your applications

Features

- ✓ Continuous Duty Multiple Drive Motors - Line speed is adjustable from 0 to 36 metres per minute. Start/Stop cycle 300 times per hour. On/Off switches at both ends. Approximately 3 amps per 3.66 metres of conveyor. Durable drive motors features 0.09kw 180 volt DC with 220/240 volt AC converter.
- ✓ Self Tracking - Cartons follow the twists and turns of the conveyor path without using engineered curves.
- ✓ Adjustable Height - Adjustable locking bolts to raise or lower the conveyor bed height.
- ✓ Heavy duty square tubing legs for longer service life.
- ✓ 38mm rollers - Heavy duty 16 gauge precision bearing rollers on 12mm axles for greater durability.
- ✓ 38mm Side Plates - Aluminium alloy construction features a ribbed design for added strength. Assembled with bolts and lock nuts.
- ✓ Castors with brakes - 150mm x 50mm swivel castors roll easily. Castor brakes lock wheels in place while the conveyor is in use.



**150kg
Capacity
per linear metre**

OPTIONS



Zero-Pressure Accumulation.

Electronic controls enable cartons to move directly to the discharge end without stopping until they reach the last zone of accumulation.



Electronic Package Stop.

Automatically stops cartons at discharge end of conveyor. When carton is removed, conveyor starts again to bring next carton into position.

Code	Width mm	Standard Lengths Compacted to Expanded (m)	Leg Sets Per Unit	Roller Axle Centre Extended mm	Approx Shipping Weight kg
LF PF151812	450	1.2 - 3.7	5	127	145
LF PF151824	450	2.4 - 7.3	8	127	288
LF PF151836	450	3.7 - 11	11	127	431
LF PF151848	450	4.9 - 14.6	14	127	574
LF PF152412	600	1.2 - 3.7	5	127	170
LF PF152424	600	2.4 - 7.3	8	127	338
LF PF152436	600	3.7 - 11	11	127	508
LF PF152448	600	4.9 - 14.6	14	127	676
LF PF153012	750	1.2 - 3.7	5	127	195
LF PF153024	750	2.4 - 7.3	8	127	390
LF PF153036	750	3.7 - 11	11	127	583
LF PF153048	750	4.9 - 14.6	14	127	778


Adjustable Height: Standard adjustable range is from 800mm to 1100mm. 200mm castor option adds 25mm to conveyor height to take adjustable range from 825mm to 1125mm.
 Axle Centres: When expanded, the distance between axle centre is 127mm. Optional 76mm and 102mm axle centres are available. Optional axle centres affect compacted conveyor length.
 Extended Lengths: PowerFlex conveyors are available in any length. If your application requires a length that is not listed in the above chart, please contact Reflex Equip for assistance

Conveyor - Extendable

A unique flexible conveyor that expands, contracts, twists and turns into an 's' shape or circle. Quick set-up and adjustable height legs on lockable castors. Skate wheels or rollers designed to ensure self-tracking.

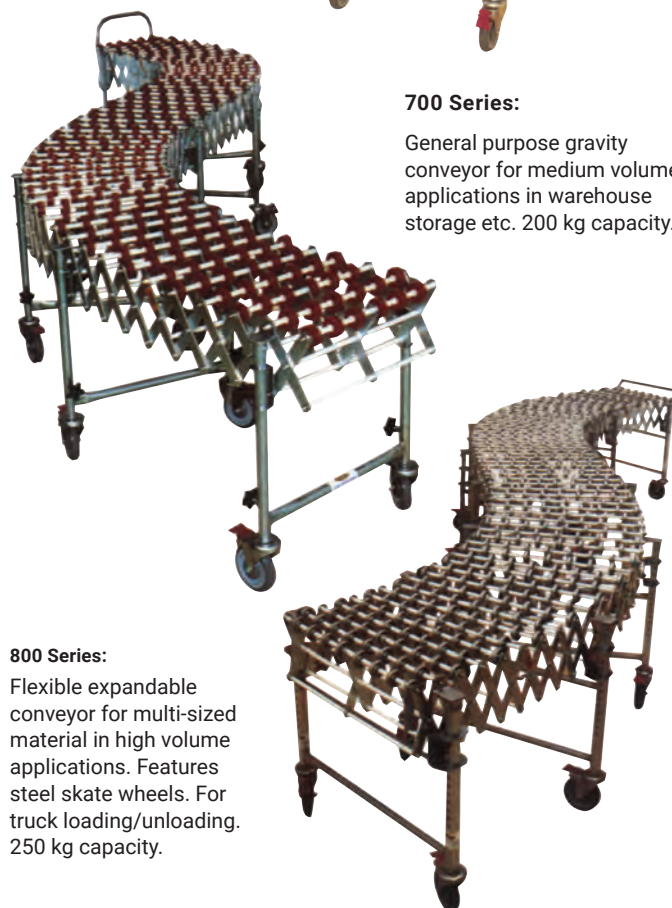
500 Series:

Economical expandable gravity conveyor. For multi sized packages in low to medium volume applications. Plastic roller or skate wheels. 150 kg capacity.



700 Series:

General purpose gravity conveyor for medium volume applications in warehouse storage etc. 200 kg capacity.



800 Series:

Flexible expandable conveyor for multi-sized material in high volume applications. Features steel skate wheels. For truck loading/unloading. 250 kg capacity.

Code	Width mm	Lengths Min/Max mm	Legs Per Unit	Roller Type	Capacity kg
RX ES535P	350	1850 - 7500	5	5 x Plastic Skates	150
RX ER531P	350	2500 - 7500	5	2 x Plastic Roller	150
RX ES735P	350	1850 - 7500	7	5 x Plastic Skates	200
RX ER732P	350	2500 - 7500	7	2 x Plastic Roller	200
RX ES735S	350	1850 - 7500	7	5 x Steel Skates	200
RX ES546P	460	1850 - 7500	5	6 x Plastic Skates	150
RX ER542P	460	2500 - 7500	5	2 x Plastic Roller	150
RX ES746P	460	1850 - 7500	7	6 x Plastic Skates	200
RX ER742P	460	2500 - 7500	7	2 x Plastic Roller	200
RX ES746S	460	1850 - 7500	7	6 x Steel Skates	200
RX ES568P	610	1850 - 7500	5	8 x Plastic Skates	150
RX ER562P	610	2500 - 7500	5	2 x Plastic Roller	150
RX ES768P	610	1850 - 7500	7	8 x Plastic Skates	200
RX ER762P	610	2500 - 7500	7	2 x Plastic Roller	200
RX ES768S	610	1850 - 7500	7	8 x Steel Skates	200

Conveyor - Gravity Roller

Excellent for handling odd-shaped items, bags and low grade cartons.



**220kg
Capacity
per linear metre**

- ✓ 220kg capacity per linear metre (level)
- ✓ 762 to 1080mm adjustable conveyor height
- ✓ 450, 600 and 750mm conveyor widths
- ✓ Available in any length to fit your applications

Features

- ✓ Self Tracking - Cartons follow the twists and turns of the conveyor path without using engineered curves.
- ✓ Adjustable Height - Adjustable locking knobs to raise or lower conveyor height.
- ✓ Square Tubing Legs - heavy duty square tubing legs for longer service life.
- ✓ 38mm Side Plates - Aluminium alloy construction features a ribbed design for added strength. Assembled with bolts and lock nuts.
- ✓ Castors with brakes - 127mm x 38mm swivel castors roll easily. Castor brakes lock both wheels and swivel simultaneously while the conveyor is in use.

Options



Axle Centres

Optional 76mm and 102mm axle centres are available for small package applications.



Leg Connect Brackets

Easily connects two or more conveyors to span greater distances.

Conveyor - Gravity Skatewheel 300kg

Gravity skatewheel conveyors provide an economical solution in materials handling. Ideally suited for truck loading and unloading, packaging, shipping and flexible assembly lines. The optional impact support section is recommended for high impact receiving applications.

Features

- ✓ Self Tracking - Cartons stay on the conveyor bed following the twist and turn of the conveyor path without using engineered curves.
- ✓ Adjustable Height - Adjustable locking knobs to raise or lower conveyor height.
- ✓ 32mm Side Plates - Aluminium alloy construction features a ribbed design for added durability. Assembled with bolts and lock nuts.
- ✓ Castor With Brakes - 127mm x 38mm swivel castors roll easily. Castor brakes lock both wheel and swivel simultaneously while the conveyor is in use.



**446kg
AVAILABLE
300kg
Capacity
per linear metre**

Performance Options



Impact Support Section.

Built into the conveyor. Offers extra support to handle punishing conditions.



Axle Centres.

Optional 76mm and 102mm axle centres available for small package applications.



Leg Connect Brackets.

Connects two or more conveyors to span greater distances.



Package Stop.

Stops cartons at the end of the conveyor and drops down when not needed.

Code	Width mm	Standard Lengths Compacted to Expanded (m)	Leg Sets Per Unit	Roller Axle Centre Extended mm	Approx Shipping Weight kg
LF BFR1812	450	1.2 - 3.7	4	127	102
LF BFR1816	450	1.6 - 4.9	5	127	132
LF BFR1820	450	2.0 - 6.1	6	127	163
LF BFR1824	450	2.4 - 7.3	7	127	193
LF BFR2412	600	1.2 - 3.7	4	127	109
LF BFR2416	600	1.6 - 4.9	5	127	138
LF BFR2420	600	2.0 - 6.1	6	127	170
LF BFR2424	600	2.4 - 7.3	7	127	200
LF BFR3012	750	1.2 - 3.7	4	127	116
LF BFR3016	750	1.6 - 4.9	5	127	145
LF BFR3020	750	2.0 - 6.1	6	127	177
LF BFR3024	750	2.4 - 7.3	7	127	206

Adjustable Height: Standard adjustable range is from 720mm to 1080mm. 150mm castor option adds 23mm to conveyor height to take adjustable range from 785mm to 1103mm.

Axle Centres: When expanded, the distance between axle centre is 127mm. Optional 76mm and 102mm axle centres are available.

Extended Lengths: BestFlex Gravity Roller conveyors are available in any length. If your application requires a length that is not listed in the above chart, please call Reflex Equip for assistance.

Code	Width mm	Standard Lengths Compacted to Expanded	Leg Sets Per Unit	Skate Wheels per Axle	Approx Shipping Weight kg
LF BF2001812	450	910mm - 3.6	4	7	78
LF BF2001816	450	1.2 - 4.8	5	7	103
LF BF2001820	450	1.5 - 6.1	6	7	128
LF BF2001824	450	1.8 - 7.3	7	7	153
LF BF2002412	600	910mm - 3.6	4	9	90
LF BF2002416	600	1.2 - 4.8	5	9	116
LF BF2002420	600	1.5 - 6.1	6	9	145
LF BF2002424	600	1.8 - 7.3	7	9	174
LF BF2003012	750	910mm - 3.6	4	10	102
LF BF2003016	750	1.2 - 4.8	5	10	122
LF BF2003020	750	1.5 - 6.1	6	10	153
LF BF2003024	750	1.8 - 7.3	7	10	184

Adjustable Height: Standard adjustable range is from 720mm to 1000mm. 150mm castor option adds 23mm to conveyor height to make adjustable range from 743mm to 1023mm.

Axle Centres: When expanded, the distance between axle centre is 127mm. Optional 76mm and 102mm axle centres are available. Reduced axle centres affect compacted conveyor length.


Extended Lengths: Best/Flex 200 conveyors are available in any length. If your application requires a length that is not listed in the above chart, please contact Reflex Equip for assistance.

DIY Conveyor System - Conveyor

Full Range of Imported Gravity Conveyors provides the simple solution for moving all types of products in industries such as transport, distribution centres, container unloading & similar.

Roller Conveyor are one of the most common types of conveyors applied in conveying flat bottom type products such as cases, boxes, pallets & trays. These kind of conveyors improve efficiency distribution & line links between different stages of production of your product.

Step 1



Step 1.

1. Choose type of Roller.
2. Choose length of Roller.
3. Choose number of Roller.

Step 2



Step 2.

1. Choose matching Frame width.
2. Choose length of Frame.

Step 3



Step 3.

1. Choose matching Stands to suit Conveyor Frame.

Assembled Conveyor

Example of 40 Rollers @75mm Pitch.

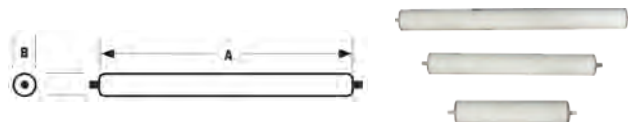


PVC Rollers



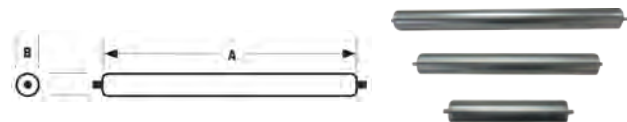
Steel Rollers

Conveyor Rollers - PVC - Q Shaft 10 x 8



Model	Roller Width - A mm	Roller Diameter - B mm	Capacity kg/ea
TS PROLL300 PVC	230	50	40
TS PROLL450 PVC	380	50	30
TS PROLL600 PVC	530	50	20

Conveyor Rollers - Steel - Q Shaft 10 x 8



Model	Roller Width - A mm	Roller Diameter - B mm	Capacity kg/ea
TS PROLL300 STEEL	230	50	120
TS PROLL450 STEEL	380	50	120
TS PROLL600 STEEL	530	50	120

Conveyor Frame - Mild Steel / Blue

Model	W x L Diameters mm	Pitch mm(min)
TS FRAME300	300 x 3000	75
TS FRAME450	450 x 3000	75
TS FRAME600	600 x 3000	75

Adjustable Stands - Mild Steel / Blue

Model	Width mm	Minimum Height mm	Maximum Height mm
TS FTC300	300	720	1100
TS FTC450	450	720	1100
TS FTC600	600	720	1100

Conveyor System Completed

Reflex Equip Gravity Conveyors give you the flexibility to DIY for your own particular handling requirement.

We can offer pre-packed ready to assemble options to manage freight availability or fully assembled to your requirement to reduce downtime in assembling.

Additional parts like castors for mobility, hook bars for connectivity & many other accessories to efficiently convey products through the lines of your production or despatch areas.



Stands



Frames



PVC
Conveyor
System
Completed



Steel
Conveyor
System
Completed

Expandable Conveyor - Skate & Roller Model

A unique flexible conveyor that expands, contracts, twist and turns. Quick set-up and adjustable height legs on lockable castors. Skate wheels or rollers designed to ensure self-tracking. Expandable gravity roller and skate-wheel conveyors provide an economical solution in material handling. These conveyors are ideally suited for packaging, transporting and manufacturing lines. A proven performer loading and unloading.

- ✓ A unique flexible conveyor that expands, contracts, twist and turns.
- ✓ Quick set-up and adjustable height legs on lockable castors
- ✓ Designed to ensure self tracking.



Heavy Duty Skate Wheel

Code	TS EC450S	TS EC600S
Length - Extended mm	3900	3900
Length - Retracted mm	1000	1000
Width mm	450	600
Load Capacity kg/per metre	100	100
Castors mm	125	125
Height Range mm	690 - 1000	690 - 1000

Heavy Duty Steel Roller

Code	TS EC450R	TS EC600R
Length - Extended mm	3900	3900
Length - Retracted mm	1450	1450
Width mm	450	600
Load Capacity kg/per metre	130	130
Castors mm	125	125
Height Range mm	690 - 1000	690 - 1000



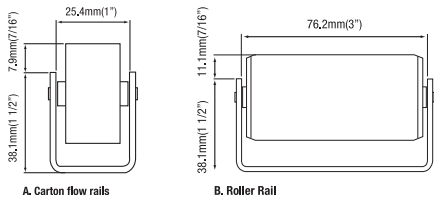
Carton / Pallet Live Storage

Reflex Equip offers a variety of Flow systems for every size warehouse and every price range.

All systems are gravity-driven and perfect for applications when numerous size cartons require picking. Stock presents on a First-In/First-Out basis, which ensures inventory rotation.


Separating the loading aisle from the retrieval aisle allows pickers to operate more efficiently.

Carton Flow can be integrated with conveyors and other storage solutions to create functional pick modules and warehouse product picking efficiency.



Features	TS CFRA3337	TS RR3000
Load Capacity kg/per metre	70	120
Length metre	3	3

Carton Flow Rail - TS CFRA3337



Roller Rail - TS RR3000

13

Waste Bins ----- 127

Wheelie Bins ----- 128

Binlifters ----- 129

Wheelie Bin Tippers ----- 130

Fork Lifter Tipping Bins ----- 131

WASTE MANAGEMENT



Waste Bin - Slim Container

Integrated venting channels take the strain out of liner removal thus increasing efficiency and improving worker well-being. Moulded-in handles and base grips make lifting and emptying easier. Space-saving profile fits virtually anywhere.

Svelte Containers:

- ✓ Our products are made of high quality material and have sturdy structure to prolong life.
- ✓ The slim rectangle shape is space efficient and fits tight spaces.
- ✓ Vent channels are designed for easy lifting of a filled trash liner and less worker exertion.
- ✓ Comes with an ergonomic handle with a smooth and comfortable feeling.
- ✓ Comes with four trash liner grooves for easy attachment without the need to tie knots.
- ✓ Bottom hand-holds assist in emptying.
- ✓ Multiple interchangeable tops are available to fit for various applications.
- ✓ Custom imprinting available. Minimum QTY Applies.



Code	Volume litre	Depth mm	Width mm	Height mm
TR 1215	46	249	499	630
TR 1211	60	272	507	632
TR 1213	87	272	570	756
TR 1214*	87	272	570	756

Add to code: BG = BK = GY = BU = GN =
eg. Slim Trust Container 87 litre Beige = TR 1213BG
*TR 1214 Containers is Recycle Bin and only available in Blue and Green colour.

Waste Bin - Lid to suit Bin

Tops provide easy access for almost any situation.

Handle Top:

- ✓ Interchangeable, colour coded tops promote waste separation.
- ✓ Grey handle top for general reuse.



Handle Top

Bottle/Can Recycling Top:

- ✓ Interchangeable, colour coded tops promote waste separation.
- ✓ Green and blue round-hole tops for glass bottles, glass jars, and metal cans.



Bottle/Can Recycling Top

Code	Type	Length mm	Width mm	Height mm	Colour
TR 1643LGY	Handle	523	288	70	Grey
TR 1641GN	Bottle/Can Recycling	523	288	67	Green
TR 1641BU	Bottle/Can Recycling	523	288	67	Blue

Waste Bin - Single Dolly

Sturdy structural foam construction will not rust, dent or chip. 7.5 cm non-marking castors. Easy mobility and manoeuvrability of heavy load. Multi-compartment dollies can easily move multiple containers and facilitate waste classification.



Code	Length mm	Width mm	Height mm	Colour
TR 1814BK	516	290	260	Black
TR 1815BK	582	517	240	Black
TR 1816BK	873	517	240	Black
TR 1817BK	1164	517	240	Black

Waste Bin - Waste Paper Recycling Bin

Maximises paper recycling by eliminating the need for two or more bins. Inner bin slots in place and easily lifts out for hygienic emptying. Reduces contamination of recyclables. Compact shape fits neatly under desk. Black outer bin with coloured insert.



Code	Volume Outer Bin litre	Volume inner Bin litre	Outer Height mm	Outer Width mm	Outer Depth mm	Net Weight kg
SU TIDYBIN	13.5	8.5	320	280	380	1.3

Add to code: BLUE = ORAN = RED = BLAC = eg. Blue = SU TIDYBINBLUE

Waste Bin - Swing Top Tidy

General purpose waste bin with swing top, suitable for office, bathroom or kitchen use.



NY HW002218WH

NY HW002590CH

Code	Volume litre	Depth mm	Width mm	Height mm	Colour
NY HW002232WH	27	300	300	600	White
NY HW002218WH	50	366	366	710	White
NY HW002590CH	59	365	365	745	Charcoal

Waste Container - Large Mobile

Ideal for office blocks, shopping centres, food outlets, factories & warehouses. Injection moulded from specially designed high density polyethylene (HDPE). They are resistant to heat, frost, decay, chemicals and also contain special UV stabilisation to provide excellent ageing characteristics. All metal fittings are galvanised steel and aluminium for corrosion resistance. Certified to DIN EN 840, the current internationally recognised standard for MGBs, and also carry the RAL Quality Mark.



Code	Vol litre	Max Load kg	Height mm	Width mm	Length mm	Net Weight kg
SU 660	660	265	1200	780	1200	43
SU 1100LFLAT	1100	440	1210	1070	1240	65

Waste Bin Mobile - Gho Kart

Gho Kart is a mobile, 270litre waste bin mounted on two 250mm diameter heavy duty wheels for easy manoeuvrability. A four wheel version is also available.



Code	Volume Litre	Capacity Kg	Length mm	Width mm	Height mm	Wheels
NY E374A	454	100	1195	760	965	2
NY E374B	454	100	1195	760	965	4

Wheelie Bin With Pedal Operated Lid Lifter

The stainless steel Lid Lifta® foot-pedal operated bin-lid lifting device has been designed specifically for industrial use and has been in constant use in diverse industries since 1996. Opens and closes the lid partially or fully without the operator ever having to touch the lid. The Lid Lifta® is securely and permanently attached to the wheelie bin. Does not interfere with collection by waste trucks.



- ✓ Where hygienic hands free operation of a lidded bin is desirable.
- ✓ Ease of use. Can be used from front or either side.
- ✓ Increased Hygiene. Prevents cross contamination.
- ✓ Reduced odour. A closed bin will not attract flies and cockroaches.
- ✓ Savings. Reduction in hand-washing. Using the foot pedal to open the lid means there is no need to change gloves or wash hands in an anti-bacterial solution every time the bin is used.

Code	Volume litre	Max Load kg	Height mm	Width mm	Depth mm
WE BLSS080	80	32	870	448	530
WE BLSS120	120	48	945	505	555
WE BLSS240	240	96	1100	580	740

Add to code: BLU = ■ GRN = ■ GRY = ■ RE = ■ YE = ■
eg. Blue 80 litre bin & binlifter = WE BLSS080BLU

Wheelie Bin - Cabri Tops

Cabri bin tops are an attractive, highly visible way to support source separation and recycling. The distinctive Australian design allows for either a bottle chute or swing flap opening and its smooth external surfaces ensure easy cleaning. Suitable for 240 litre bins.



Code	Type	Colour	Height mm	Width mm	Depth mm
SU LID0240-FLAP	Waste	Red	250	570	700
SU LID0240-BOT	Bottle	Yellow	250	570	700

Wheelie Bins

These two wheeled Mobile Garbage Bins (MGBs) are Injection moulded from specially designed and Australian made high density polyethylene (HDPE).

They are resistant to heat, frost, decay, chemicals and also contain special UV stabilisation to provide excellent ageing characteristics. Manufactured in accordance with AS4123 the current Australian Standard they are also certified to DIN EN 840, the current internationally recognised standard for MGBs.

Advantages

- ✓ Easy to manoeuvre.
- ✓ Versatile, with a comprehensive accessories range.
- ✓ Particularly stable due to external position of wheels.
- ✓ Safe and easy to handle.
- ✓ Suitable for all DIN lifting equipment.
- ✓ Double angle rail for greater safety when emptying.
- ✓ Compatible with identification and weighing systems.
- ✓ Special ribs prevent containers from becoming jammed when stacked.



SU 80RE

SU 120YE

SU 140GRN

SU 240BLU

Code	Volume litre	Max Load kg	Height mm	Width mm	Depth mm	Net Weight kg
SU 80	80	32	840	450	510	8.5
SU 120	120	48	930	480	545	9.3
SU 140	140	56	915	535	615	10.4
SU 240	240	96	1060	585	730	13
SU 360	360	144	1100	680	848	17

Add to code: BLU = ■ GRN = ■ GRY = ■ RE = ■ YE = ■ NAT = ■ (Food Grade)
eg. Blue 120 litre = SU 120BLU

** Order SU 80 & SU 140 in Blue for Food Grade - not available in Natural

Binlifter - Ecolift 50kg

Designed to lift up to 50kg at a time, the Ecolift is perfect for schools, small offices and local councils that dispose of paper waste and are required to empty the wheelie bin once or twice a day.

The Ecolift eliminates all lifting from the process of emptying wheelie bins into larger dump bins. The bin is lifted by simply manually rotating the crank handle. The user is protected against costly back injuries.



- ✓ Safe lifting capacity of 50kg
- ✓ Lifts 80L, 120L, 140L and 240L bins (automatically adjusts)
- ✓ Simple manual crank handle operation
- ✓ Fits through internal doorways
- ✓ The frame has a powder coated finish for weather resistance.

Code	Height mm	Depth mm	Width mm	Raised Height mm	Max Bin Weight kg
FA ECOLIFT50	2000	1200	800	2800	50

Binlifter - Powered 150kg

The Powered Binlifter 150 is designed for manoeuvrability. The small foot print and light weight, combined with push-button control of electro-hydraulics with 12V rechargeable battery and SmartCharger make it perfect for heavier bins on building/industrial sites. The lift mechanism is a full swing operation (as opposed to the lift and tilt operation of the Ecolift 50).

This unit is recommended for trained users away from the general public for safety reasons.



- ✓ Safe lifting capacity of 150kg
- ✓ Lifts 80L, 120L, 140L and 240L bins (manual adjustment)
- ✓ Fits through internal doorways
- ✓ 12V rechargeable battery with SmartCharger (enables unit to operate on mains power while charging)

Code	Depth x Width x Height mm	Max Bin Weight kg
FA BLEH1500	850 x 850 x 1700	150
FA BLEH1800	850 x 850 x 1960	150

Binlifter - Manual 100kg

The Manual Binlifter 100 is designed for manoeuvrability. It has a small foot print and is light in weight, which combined with the spark free manual operation, make it perfect for building sites. The lift mechanism is a full swing operation (as opposed to the lift and tilt operation of the Ecolift 50). This unit is recommended for trained users away from the general public for safety reasons.



- ✓ Safe lifting capacity of 100kg
- ✓ Lifts 80L, 120L, 140L and 240L bins (manual adjustment)
- ✓ Hydraulic hand pump operation (no sparks)
- ✓ Fits through internal doorways

Code	Height mm	Depth mm	Width mm	Max Bin Weight kg
FA BLHP1500	1700	850	850	100
FA BLHP1800	1960	850	850	100

Binlifter - Simplicity Plus 150kg

The Simplicity Plus 150 is a push button unit that aids in the lifting and emptying of wheelie bins into dump bins and is the ideal unit for medium weight and frequent lifts. Designed to lift up to 150kg at a time, it is perfect for larger offices, apartment blocks, waste disposal companies and event organizers that are required to empty the wheelie bin several times in a day.



- ✓ Safe lifting capacity of 150kg
- ✓ Lifts 80L, 120L, 140L and 240L bins (automatic adjustment)
- ✓ Simple push button operation - 40 second cycle
- ✓ 12V rechargeable battery with SmartCharger (enables unit to operate on mains power while charging)
- ✓ Braking castors for stability
- ✓ 1500d x 980w x 2200h



Code	Description	Max Bin Weight kg
FA SIMPLUS150HY1500	12V battery - for 1500mm high bins	150
FA SIMPLUS150HY1800	12V battery - for 1800mm high bins	150

Binlifter - 'Dumpmaster'

Safe, efficient vertical bin tipper to lift and empty product or waste. Empties bins from floor level ... no lifting ... no back strain.

The Dumpmaster standard series is the standard by which other bin-tippers are judged. Dumpmasters have a unique tipping action, which allows for a huge weight capacity of 250kg, a small 'footprint' of 1 square metre regardless of the tipping height, and an enviable reputation for safety and reliability. Dumpmasters are designed to be virtually maintenance-free.



- ✓ Hot-dip galvanised frame, with zinc-plated welded-wire mesh guarding
- ✓ Top-quality components used throughout, including European hydraulic power-packs
- ✓ Available with 3-phase, 1-phase, or battery-powered systems.
- ✓ Battery-powered machines have a maintenance-free sealed gel battery and an industrial-duty automatic float charger
- ✓ The standard cradle is designed to hold 240-litre MGB wheeled bins. A bolt-on kit allows 80, 120 and 140 litre bins to be emptied as well

Code	Tipping Height mm	Overall Height mm	Width x Depth mm	Max Bin Weight kg	Weight kg
SI DM1200	1230	2280	940 x 1190	250	130
SI DM1500	1530	2580	940 x 1190	250	142
SI DM1800	1830	2880	940 x 1190	250	150
Code shown is for Battery Operated. Add to code: 240 = 240volt 415 = 415volt eg. 1230mm height with 415v = SI DM1200415					

Wheelie Bin Tipper - FWC66 Forward Bin Tipper

The unique FWC66 Wheelie Bin Tipper has been designed for the emptying of either 660 litre or 1100 litre wheelie bins and is suitable for operation using either a forklift or overhead crane. This multi-purpose attachment can allow bin emptying by the forklift driver or crane operator from a safe distance by pulling the draw chord to release.



Code	Bins	SWL kg	Fork Pocket Centre mm	Fork Pocket Size mm	Unit Weight kg
EW FWC66	1	500	800	180x 65	185

Binlifter - NWB-T

Suitable for emptying 240 litre wheelie bins. The bin is wheeled into the tipper and secured with safety chains. The 180 degree tipping operation is simple and safe with the operator never having to leave the seat during the tipping cycle. Zinc finish.



EW NWB-T1

Code	Bins	SWL kg	Fork Pocket Centre mm	Fork Pocket Size mm	Load Centre mm	Unit Weight kg
EW NWB-T1	1	500	340	185 x 85	1200	100
EW NWB-T2	2	1000	340	185 x 85	1200	150

Wheelie Bin Tipper - FWB24 Bin Tipper

The FWB24 WHEELIE BIN LIFTER/TIPPER has been cleverly designed to safely and easily lift either one or two x 240 litre wheelie bins.

Emptying is simply carried out using a forklift with a rotator attached. A safety chain prevents unintentional disengagement of a wheelie bin from the attachment during transport or rotation.



Code	Bins	W.L.L kg	Fork Pocket Centre mm	Fork Pocket Size mm	Unit Weight kg
EW FWB24	1 or 2	500	700	185 x 85	100

Wheelie Bin Tipper - FWE24 Bin Tipper

The FWE24 WHEELIE BIN TIPPER is designed to safely and efficiently lift and tip 240 litre wheelie bins. Fitted with a robust tipping mechanism, the tipping action is carried out by pull cord operation from the forklift drivers seat. Tipping can only be carried out once locking pin is released, preventing accidental tipping.



Code	Bins	W.L.L kg	Fork Pocket Centre mm	Fork Pocket Size mm	Unit Weight kg
EW FWE24	1	500	840	185 x 65	80

Fork Lift Tipping Bin - Lever Release

The WFL Tipping Bins have been designed to provide an economical solution to collecting and disposing of industrial waste and other uses. The release mechanism is activated by the forklift operator pulling the pull cord from the driver's seat. A custom built shock absorber prevents impact forces being transmitted to the forklift during emptying.



Code	W.L.L kg	Capacity M³	Bin Length mm	Bin Width mm	Bin Height mm	Fork Pocket Size mm	Fork Pocket Centre mm	Net Weight kg
EW WFL5X74	1500	0.35	1510	740	630	185 x 70	310	140
EW WFL9X74	1500	0.68	1715	740	980	185 x 70	310	180
EW WFL5X11	1500	0.59	1510	1150	630	185 x 70	695	165
EW WFL9X11	1500	1.1	1715	1150	980	185 x 70	695	215
EW WFL9X20	1500	2.1	1715	1986	980	185 x 70	695	275

Fork Lift Attachment - Bin Compactor

The FCA100 Bin Compactor attachment allows the forklift operator to safely and effortlessly compact bulky waste products like cardboard and plastic to maximise bin capacity and lower waste removal costs. The unit is quickly and easily attached to the forklift and secured with the safety chain. Comes with a standard weight of 1000kg.



Code	Width mm	Length mm	Height mm	Pocket Centre mm	Net Weight kg
EW FCA100	900	1100	1000	600	1175

Fork Lift Tipping Bin - Hook Over

The WFH Tipping Bins have been designed to provide an economical solution to collecting and disposing of industrial waste and other uses. When transporting the bin to the discharge point the forklift tines are positioned fully under the bin. To empty the operator catches the bin on the edge of the bulk container and reverses the forklift. When the tines clear the pivot point of the bin raising the forks will permit a complete discharge of the contents.



Code	Capacity M³	Width mm	Bin Height mm	Pocket Centre mm	Net Weight kg
EW WFH5X74	0.35	740	630	310	130
EW WFH9X74	0.68	740	980	310	165
EW WFH5X11	0.59	1150	630	695	155
EW WFH9X11	1.1	1150	980	695	200
EW WFH9X20	2.1	1986	980	695	260

14

Flammable Storage Cabinets ----- 133

Corrosive Storage Cabinets ----- 134

Gas Cylinder/Aerosol Lockers ----- 135

Spill Response Kits ----- 137

Spill Pallets ----- 141

Spill Containments ----- 143

HAZARDOUS STORAGE AND CONTAINMENT



Cabinet - Flammable Storage


These cabinets provide a safe, secure and time-saving method for storing all types of dangerous chemicals and help you to maintain good housekeeping practices.

All Justrite cabinets are fire tested to comply with the FM rating, something no other cabinet sold in Australia can claim. They not only comply, but exceed Australian Standard AS 1940. They help companies by providing product near to the workplace thus avoiding the time consuming and often risky practice of collecting from an outside storage facility.



Cabinet - Flammable Storage - Drum

Horizontal Drum Storage Cabinets are designed to house drums being used for gravity flow dispensing. The interior provides space for a drip can and includes tracks to guide drum cradle into position.



PC AU25701

PC AU25662

Code	Cabinet Capacity Description	H x W x D mm
PC AU25662	207 Litre Horizontal Drum - 2 Door	1385 x 765 x 1225
PC AU25701	207 Litre Vertical Drum 2 Door With Rollers	1760 x 870 x 870
PC AU25701W	207 Litre Vertical Drum 2 Door for Waste Prod	1760 x 870 x 870

Cabinet - Flammable Storage - Under Bench

Under-counter cabinets provide quick access at work stations by taking advantage of under-counter space for the safe storage of flammables.



PC AU25748

Code	Cabinet Capacity Description	H X W X D mm	Weight kg
PC AU25748	100 Litre, 2 Shelves, 2 Doors	800 x 920 x 565	86.1

Cabinet - Flammable Storage

These Flammable Storage Cabinets provide a safe, secure and time-saving method for storing all types of dangerous chemicals and help you to maintain good housekeeping practices.

- ✓ Fully welded construction - 1.2mm steel - Double wall - 40mm thermal barrier
- ✓ Superior electrostatic high gloss powder coat paint finish / Dual vents with built in flash arresters
- ✓ Close fitting, sequential self closing and latching doors / 3 point locking mechanisms
- ✓ Leakproof fully welded 150mm deep containment sump / Shelves with built in troughs to contain spills
- ✓ Adjustable shelf height increments to maximise space storage
- ✓ Adjustable levelling feet to prevent doors binding
- ✓ Fire tested, FM Approved exceeds AS1940 compliance



PC AU25302

PC AU25452

Code	Cabinet Capacity Description	H x W x D mm
PC AU25302	160 Litre, 2 Shelves, 2 Door, 6 x 20 Litre Drums	1230 x 1100 x 465
PC AU25452	250 Litre, 3 Shelves, 2 Door, 9 x 20 Litre Drums	1760 x 1100 x 465
PC AU25602	350 Litre, 3 Shelves, 2 Door, 15 x 20 Litre Drums	1760 x 870 x 870

Cabinet - Flammable Storage - Compac

Compac Safety Cabinets fit almost anywhere and provide protection even where space is at a premium. Only 595mm wide, they hold a full 30 or 60 litres of flammables. A great size for a small workshop or the home handyman.



PC AU25714

Code	Cabinet Capacity Description	H X W X D mm	Weight kg
PC AU25712	60 Litre, 2 Shelves, 1 Door	1005 x 595 x 465	59
PC AU25714	30 Litre, 2 Shelves, 1 Door	800 x 595 x 465	45

Cabinet - Flammable Storage

These Flammable Storage Cabinets provide a safe, secure and time-saving method for storing all types of dangerous chemicals and help you to maintain good housekeeping practices.



Code	External Dimensions mm	Net Weight kg	No of Adjustable Shelves	Doors	Capacity litre
TS FGC100	1100 x 860 x 510	75	1	2	100

Cabinet - Flammable Storage

These Flammable Storage Cabinets provide a safe, secure and time-saving method for storing all types of dangerous chemicals and help you to maintain good housekeeping practices.



Code	External Dimensions mm	Net Weight kg	No of Adjustable Shelves	Doors	Capacity litre
TS FGC160	1295 x 1100 x 465	96	2	2	160

Cabinet - Flammable Storage

These Flammable Storage Cabinets provide a safe, secure and time-saving method for storing all types of dangerous chemicals and help you to maintain good housekeeping practices.



Code	External Dimensions mm	Net Weight kg	No of Adjustable Shelves	Doors	Capacity litre
TS FGC250	1850 x 1100 x 500	146	3	2	250

Cabinet - Corrosives Storage

Corrosive Substance Storage Cabinets have a Polyethylene tray on each shelf to collect any accidental spillages. Designed to withstand fire these cabinets provide a safe environment to store most corrosive chemicals. If you need to store chemicals such as Phenol, Nitric Acid, Sulphuric Acid or other substances with highly corrosive vapours, we suggest you look at the all Polyethylene Cabinets.



Cabinet - Corrosives Storage - Metal

These Cabinets are manufactured to comply with AS 3780 for the safe storage of Corrosive Substances.



PC AU25302B

PC AU25712B

Code	Cabinet Capacity Description	H x W x D mm
PC AU25452B	250 Litre, 3 Shelves, 2 Door, 9 x 20 Litre Drums	1760 x 1100 x 465
PC AU25302B	160 Litre, 2 Shelves 2 Door, 6 x 20 Litre Drums	1230 x 1100 x 465
PC AU25748B	100 Litre, 2 Shelves, 2 Doors	800 x 920 x 565
PC AU25712B	60 Litre, 2 Shelves, 1 Door	1005 x 595 x 465
PC AU25714B	30 Litre, 2 Shelves, 1 Door	800 x 595 x 465

Cabinet - Corrosives Storage - Polyethylene

Store acids or bases with confidence in this sturdy, completely metal-free poly cabinet, and never worry about corrosion.



PC 24180

Code	Cabinet Capacity Description	Ext H x W x D mm
PC AU24080	15 Litre, 1 Door	500 x 365 x 415
PC AU24180	90Litre, 2 Shelves, 2 Door	890 x 920 x 565

Cabinet - Corrosive Storage - Metal

Stores Class 8 Corrosive substances. Two sequential self closing doors. Ventilation ports with flash arrestors each side. Double wall thermal barrier with 40mm spacing. Integral Spill Containment sump with drain and suspended perforated floor.



Code	External Dimensions mm	No of Adjustable Shelves	Doors	Capacity litre
TS SCC100B	1100 x 510 x 860H	2	2	100

Cabinet - Corrosive Storage - Metal

Stores Class 8 Corrosive substances. Two sequential self closing doors. Ventilation ports with flash arrestors each side. Double wall thermal barrier with 40mm spacing. Integral Spill Containment sump with drain and suspended perforated floor.



Code	External Dimensions mm	No of Adjustable Shelves	Doors	Capacity litre
TS SCC160B	1100 x 510 x 1360H	2	2	160

Cabinet - Corrosive Storage - Metal

Stores Class 8 Corrosive substances. Two sequential self closing doors. Ventilation ports with flash arrestors each side. Double wall thermal barrier with 40mm spacing. Integral Spill Containment sump with drain and suspended perforated floor.



Code	External Dimensions mm	No of Adjustable Shelves	Doors	Capacity litre
TS SCC250B	1100 x 510 x 1910H	3	2	250

Locker - Gas Cylinder

These Gas Cylinder Storage Cages, provide a secure enclosure for cylinder storage at an economical price whilst complying with AS/ NZS 1596 and AS4332. They are suitable for storing High Pressure cylinders used for welding etc, LPG cylinders used for heating appliances etc, and the smaller Fork Lift cylinders.



Code	External Size mm	Net Weight kg	Packed Size mm	Capacity
TS GC04	787 x 762 x 889	65	840 x 800 x 220mm	4 x 18kg LPG Cylinders Horizontal

Locker - Gas Cylinder

Secure enclosure for cylinder storage at an economical price whilst complying with AS/NZS 1596 and AS4332. They are suitable for storing High Pressure cylinders used for welding etc, LPG cylinders used for heating appliances etc, and the smaller Fork Lift cylinders.



Code	External Size mm	Net Weight kg	Packed Size mm	Capacity litre
TS GC08	787 x 762 x 1651	91	1600 x 800 x 180	8 x 18kg LPG Cylinders Horizontal
TS GC09	787 x 762 x 1651	75	1600 x 800 x 180	9 x G Sized Cylinders Vertical

Locker - Gas Cylinder

Secure enclosure for cylinder storage at an economical price whilst complying with AS/NZS 1596 and AS4332. They are suitable for storing High Pressure cylinders used for welding etc, LPG cylinders used for heating appliances etc, and the smaller Fork Lift cylinders.



Code	External Size mm	Net Weight kg	Packed Size mm	Capacity litre
TS GC17	1524 x 762 x 1651	165	1600 x 800 x 280	9 x G Sized (Vert) & 8 x 18kg LPG (Horiz)
TS GC18	1524 x 762 x 1651	132	1600 x 800 x 280	18 x G Sized Cylinders Vertical

Locker - Cylinder Storage

Safely secure LPG and oxygen cylinders from theft and unauthorised access with Cylinder Lockers from Reflex Equip. Superior features make these units extremely durable and easy to use.

Constructed of 100% welded aluminium - they will not rust, corrode or discolour. The expanded metal panels used are the strongest in the industry - offering additional resistance to tampering.

Heavier gauge aluminium mesh and extruded (not bent) frame add rigidity. All models have an exclusive solid aluminium roof panel that slopes toward the back to shed water.

Gas Cylinder Storage Locker Features:

- ✓ 7mm thick metal panels
- ✓ Heavy usage aluminium mesh
- ✓ Welded security lug for padlock
- ✓ Sloping roof to shed water.
- ✓ Full range of signage available (not included)

PC 23007



PC 23009

PC 23006



PC 23009

PC 23010

PC 23011

PC 23006

PC 23007

Code	Capacity Description	W x D x H mm
PC 23009	4 Cylinder vertical LPG - 4 x 15kg	760 x 815 x 960
PC 23010	8 Cylinder vertical LPG - 8 x 15kg	760 x 815 x 1800
PC 23011	16 Cylinder vertical LPG 16 x 15kg	1510 x 815 x 1800
PC 23006	10 Cylinder vertical comp. gas - up to 10 cylinders	760 x 815 x 1800
PC 23007	20 Cylinder vertical comp gas - up to 20 cylinders	1510 x 815 x 1800

Locker - Can Aerosol Storage Cage

Safely store up to 440 aerosol spray cans in this heavy duty, powder-coated steel aerosol can storage cage.

Can Aerosol Storage Cage:

- ✓ Heavy-duty, powder-coated steel construction.
- ✓ Aerosol safety storage cage is robust and easy to manoeuvre can be bench-mounted.
- ✓ Suitable for storage of up to 440 aerosol cans (65mm diameter).
- ✓ Wide-open area perforations deliver natural ventilation in accordance with Australian standards.
- ✓ Safety cages feature solid steel roof and floor.
- ✓ Four shelves (plus base) ensure efficient aerosol storage with easy access.
- ✓ Appropriate warning and safety signage included.
- ✓ Bolt down plates enable the aerosol cage to be permanently fixed for added security.
- ✓ Door is fitted with a magnetic latch and can be locked using the padlock lugs (padlock not supplied).
- ✓ Manufactured in Australia to comply with the requirements of AS/NZS 3833-2007.
- ✓ All aerosol storage cages are supplied with a Class 2 Flammable Gas warning sign.
- ✓ Australian Made and Owned



TS SCAR220

TS SCAR440

TS SCAR32

Code	Extenal Size mm	Capacity	Description
TS SCAR32	620 x 345 x 400	32 x Aerosol Cans (65mm diameter)	Aerosol can storage cage - 32 cans
TS SCAR220	665 x 465 x 1720	220 x Aerosol Cans (65mm diameter)	Aerosol can storage cage - 220 cans
TS SCAR440	1250 x 465 x 1720	440 x Aerosol Cans (65mm diameter)	Aerosol can storage cage - 440 cans

Spill Kit - Hazchem

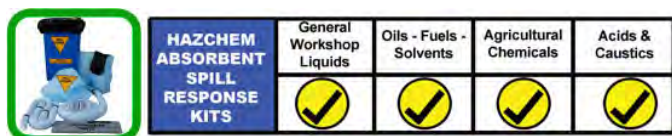
The Reflex Equip range of Spill Response Kits provides a simple and safe solution for handling a variety of spills.

General Purpose Spill Kits are suitable for oils, fuels, solvents, agricultural chemicals, coolant and general workshop chemicals. The Hazchem Spill Kit for acids and caustics.

We also carry a range of Spill Kits to handle spills in Laboratory and Medical environments.

These Australian made Spill Kits are packed in fully labelled hi-vis, high mobility containers and are colour coded to ensure rapid identification.

Suitable for Acids and Caustics - Oils - Fuels - Solvents - Agricultural Chemicals - Coolant and General Workshop Liquids. A free Training Pack including PowerPoint presentation, demonstration DVD and multiple choice questionnaire is available with your spill kit purchase.



Spill Kit - Hazchem - 20 Litre

This Hazchem Spill Kit is suitable for absorbing up to 20 litres of acids, caustics, oils, fuels, solvents, agricultural chemicals, coolant and general workshop chemicals.



Spill Kit - Hazchem - 120 Litre

This Australian made Hazchem Spill Kit is suitable for absorbing up to 20 litres of acids, caustics, oils, fuels, solvents, agricultural chemicals, coolant and general workshop chemicals.



Spill Kit - Hazchem - 205 Litre

Rapid response is critical when dealing with DG spills. With drum repair putty, PPE, Hazchem Absorbents and contaminated waste bags all packed in a blue 240L mobile bin, the Dangerous Goods Spill Kit has all you need for effective spill response to most incidents. Suitable for spills of up to 205L of acids, oils, caustics, fuels, solvents and agricultural chemicals.



Spill Kit - Battery - 10 Litre

Spills of battery acid are generally not immediately damaging. As the water evaporates and the acid becomes more concentrated, the real damage begins. Due to the damaging effect acid has on eyes, skin and mucous membranes, acid spills can pose a serious danger to human health. Prolonged exposure can even cause life threatening injury. Acid Neutralising Absorbent is formulated to absorb the spill and bring common acid spills into the "safe zone" in one easy step.



Spill Kit Hazchem - 50 Litre

Suitable for spills of up to 50 litres of acids, oils, caustics, fuels, solvents and agricultural chemicals.



Spill Kit - Hazchem - 400 Litre

Suitable for absorbing up to 400 litres of acids, caustics, oils, fuels, solvents, agricultural chemicals, coolant and general workshop chemicals.



Spill Kit - Hazchem - 660 Litre

Packed in a weatherproof, UV stabilised polyethylene case, this 660 litre chemical spill response kit contains a range of spill containment, absorption and personal protection equipment to ensure that you can safely and effectively deal with large spill incidents. This spill kit can be moved with a forklift or lockable castors can be fitted as an optional extra.



Spill Kit - General Purpose

These Australian made Spill Kits are packed in fully labelled hi-vis, high mobility containers and are colour coded to ensure rapid identification. Suitable for Oils - Fuels - Solvents - Agricultural Chemicals - Coolant and General Workshop Liquids. Not suitable for Acids or Caustics.

A free Training Pack including PowerPoint presentation, demonstration DVD and multiple choice questionnaire is available with your spill kit purchase.

All General Purpose Spill Kits contain:

- ✓ Absorbent pads
- ✓ Spill containment booms
- ✓ Sukerup 100% organic general purpose absorbent
- ✓ Personal protection equipment
- ✓ Contaminated waste bags & ties
- ✓ Adhesive wall locator
- ✓ Laminated instruction sheets

Spill Kit - General Purpose - 270 Litre

Suitable for absorbing up to 270 litres of oils, fuels, solvents, agricultural chemicals, coolant and general workshop chemicals.



QTY.	Contents
50	430x480mm Hazchem Absorbent Pads
3	50L Bags Sukerup Organic
4	1.2m x 75mm General Purpose
2	3m x 75mm General Purpose
10	Contaminated Waste Bags & ties
2	Pair Oil Resistant Gloves
1	Laminated Instruction Sheet
1	Weather Resistant Kit Cap
1	Adhesive Wall Locator
1	240L Orange Mobile Bin
Code	SL TSS240GP

Spill Kit - General Purpose - 100 Litre

Suitable for absorbing up to 100 litres of oils, fuels, solvents, agricultural chemicals, coolant and general workshop chemicals. Not suitable for Acids or Caustics.



QTY.	Contents
50	430x240mm Hazchem Absorbent Pads
1	50L Bags Sukerup Organic
2	1.2m x 75mm General Purpose
1	3m x 75mm General Purpose
5	Contaminated Waste Bags & ties
1	Pair Oil Resistant Gloves
1	Laminated Instruction Sheet
1	Weather Resistant Kit Cap
1	Adhesive Wall Locator
1	140L Orange Mobile Bin
Code	SL TSS120GP

Spill Kit - General Purpose - 32 Litre

This Australian made General Purpose Spill Kit is suitable for absorbing up to 32 litres of oils, fuels, solvents, agricultural chemicals, coolant and general workshop chemicals. Not suitable for Acids or Caustics.



QTY.	Contents
10	430x240mm Hazchem Absorbent Pads
1	1.2m x 75mm General Purpose
1	15L Bag Sukerup Organic
2	Contaminated Waste Bags & ties
1	Dustpan & Brush
1	Pair Oil Resistant Gloves
1	Laminated Instruction Sheet
1	Adhesive Wall Locator
1	Orange Nylon Zip-top Bag
Code	SL TSS32GP

Spill Kit - Oil & Fuel

These Oil & Fuel Spill Kits contain polypropylene microfibre absorbent that absorbs all hydrocarbons and repels water and waterbased liquids. These Australian made Spill Kits are packed in fully labelled hi-vis, high mobility containers and are colour coded to ensure rapid identification. Tamper evident seals can be fitted at no additional cost.

Complete training packs included PowerPoint presentation, demonstration DVD and multiple choice questionnaire are available free of charge with your spill kit purchase.

All Oil & Fuel Spill Kits contain:

- ✓ Absorbent pads
- ✓ Spill containment booms
- ✓ Personal protection equipment
- ✓ Contaminated waste bags & ties
- ✓ Adhesive wall locator
- ✓ Laminated instruction sheets

Spill Kit - Oil/Fuel - 770 Litre

This fast response Spill Kit has enough PPE for four responders. Lockable wheels allow the unit to be taken to the site of the spill even on sloped ground.



QTY.	Contents
150	430x480mm Oil/Fuel Absorbent Pads
1	46mx480mm Oil/Fuel Absorbent Roll
10	3.0m x 75mm Oil/Fuel Absorbent Booms
10	1.2m x 75mm Oil/Fuel Absorbent Booms
20	Contaminated Waste Bags & ties
2	800g Plugitup Putty
4	Pair Oil Resistant Gloves
4	Disposable Overalls
4	Splash Goggles
1	Wall Location sticker
1	660L Bin with Lockable Wheels
Code	SL TSS660W

Spill Kit - Oil/Fuel - 400 Litre

Mobile Oil and Fuel Spill Kit can be wheeled directly to the site of the spill and contains polypropylene microfibre absorbent that absorbs all hydrocarbons and repels water and waterbased liquids Suitable for spills of up to 400 litres of oils, fuels and other hydrocarbons.



QTY.	Contents
50	430x480mm Oil/Fuel Absorbent Pads
3	3.0m x 75mm Oil/Fuel Absorbent Booms
4	1.2m x 75mm Oil/Fuel Absorbent Booms
10	Contaminated Waste Bags & ties
2	Pair Oil Resistant Gloves
1	Laminated Instruction Sheet
1	Weather Resistant Kit Cap
4	Wall Locator Sticker
1	240L Mobile Bin
Code	SL TSS240W

Spill Kit - Marine - 190 Litre

Suitable for absorbing up to 190L of oil and fuel spill on water and other marine applications.



QTY.	Contents
10	430x480mm Oil/Fuel Absorbent Pads
1	46m x 480mm Oil/Fuel Absorbent Rolls
2	3.0m x 125mm Oil/Fuel Absorbent Booms
3	Oil/Fuel Absorbent Bilge Pillows
10	Contaminated Waste Bags & ties
3	Tamper Evident Seals
2	Pair Oil Resistant Gloves
1	Laminated Instruction Sheet
1	Weather Resistant Kit Cap
1	Wall Locator Sticker
1	240L Mobile Bin
Code	SL TSS/MK1

Spill Kit - Oil/Fuel - 120 Litre

When responding to oil and fuel spills of up to 120 litres, TSS120W spill kit is the one to choose. Because it is packed in a bright red labelled wheelie bin it is easy to locate and take to the site of the spill. The highly absorbent oil pads are easy to deploy and retrieve. No brooms or shovels required for oil spill clean up.



QTY.	CONTENT
100	430x2400mm Oil/Fuel Absorbent Pads
3	3.0mx75mm Oil/Fuel Absorbent Boom
2	1.2mx75mm Oil/Fuel Absorbent Booms
5	Contaminated Waste Bags & ties
1	Pair Oil Resistant Gloves
1	Laminated Instruction Sheet
1	Weather Resistant Kit Cap
1	Wall Locator Sticker
1	120L Mobile Bin
Code	SL TSS120W

Spill Kit - Oil/Fuel - 50 Litre

A 50 litre oil and fuel spill kit that is a perfect vehicle or boat spill kit for logging, fishing, trucking and on-the-road applications. Designed for durability in a heavy duty oil and water resistant red nylon bag, with zipper and carry handles.



QTY.	CONTENT
50	430x240mm Oil/Fuel Absorbent Pads
3	1.2mx75mm Oil/Fuel Absorbent Booms
3	Contaminated Waste Bags & ties
1	Pair Oil Resistant Gloves
1	Laminated Instruction Sheet
1	Wall Locator Sticker
1	Packed in a Red Nylon Zip-top Bag
Code	SL TSS50W

Spill Kit - Cytotoxic Body Fluid - 1.5 Litre

This ZTSSCNK cytotoxic body fluid spill kit is designed to deal with spills of body fluid from patients undergoing cytotoxic drug chemotherapy.



CONTENT	
Body Fluid Solidifying Polymer	
Polymer Impregnated Absorbent Pad	
MAX60 Absorbent Sheets	
Safety Glasses	
Protective Disposable Gown	
Disposable Gloves	
Labelled 10L Pail	
Scoop and Scraper	
Cytotoxic Waste Bags	
Clinical Detergent – 100ml	
Overshoes and Hairnet	
"Caution Spill" sign	
Instruction Sheet	
Code	SL ZTSSCNK

Spill Kit - Mercury Absorbent

Clean up mercury spills from the laboratory and medical equipment quickly with the Mercury Spill Kit.



QTY.	CONTENT
2	Mercury Absorbent Sponges
1	Granular Mercury Absorbent
1	Scoop & Scraper
1	Safety Glasses
1	Disposable Gloves
1	Disposal Bag
Code	SL ZTSSMER

Spill Kit - Biohazard

There are many dangers when dealing with body fluids as they may be highly infectious.

The Biohazard Spill Kit is suitable to use with all body fluids including blood, urine and vomit and contains all of the personal protection equipment to minimise the risk of infection occurring during the spill clean up. Ideal for first aid rooms, shopping centres, schools as well as laboratory and medical environments.



QTY.	CONTENT
1	500ml Biohazard Absorbent Powder
1	Facemask & Eye shield
1	Protective Apron
1	Disposable Gloves
2	Hygienic Skin Wipes
2	Self Sealing Clinical Waste Bags
1	Scoop & Scraper
1	100ml Rediclean Clinical Detergent
Code	SL ZTSSBHS

Spill Kit - Oil/Fuel - 20 Litre

A 20 litre oil and fuel spill kit that is a perfect vehicle or boat spill kit for logging, fishing, trucking and on-the-road applications. Designed for durability in a heavy duty oil and water resistant red nylon bag, with zipper and carry handles. Suitable for spills of up to 20 litres of oils, fuels, solvents and other hydrocarbons.



QTY.	CONTENT
10	430x480mm Oil/Fuel Absorbent Pads
1	1.2mx75mm Oil/Fuel Absorbent Boom
2	Contaminated Waste Bags & ties
1	Pair Oil Resistant Gloves
1	Laminated Instruction Sheet
1	Wall Locator Sticker
1	Packed in a Red Nylon Zip-top Bag
Code	SL TSS20W

Spill Kit - Laboratory Response - 12 Litre

The ZTSSLNK laboratory spill neutralising kit is designed to neutralise and absorb a broad range of acids, alkalis or base, hydrocarbons and toxic substances found in the laboratory. Not suitable for hydrofluoric acid.



CONTENT	
Alkali Neutralising Absorbent	
Acid Neutralising Absorbent	
Multi-Purpose Absorbent	
MAX60 Absorbent Sheets	
Protective Disposable Apron	
Disposable Nitrile Gloves	
Overshoes and Hairnet	
Safety Glasses	
Scoop and Scraper	
Clinical Waste Bags	
"Caution Spill" Sign	
Labelled 10L Pail	
Instructions	
Code	SL ZTSSLNK

Sharps Clean Up Kit

Pick up and dispose of sharps safely. Suitable to use in medical, laboratory and other clinical waste environments.



QTY.	CONTENT
1	Sharps Disposal Canister (AS4031-1992)
1	Disposable Gloves
1	Disposable Forceps
1	Isopropyl Alcohol Wipes
1	Seal-Sealing Clinical Waste Bag
Code	SL ZTSSDK

Spill Barrier - Flexible

The Flexible Spill Barrier is a reusable non-absorbent alternative to the disposable booms found in all Spill Station® Spill Kits.

This flexible PVC material actually adheres to sealed surfaces when deployed. This tacky characteristic maximises contact with the ground and can be recharged simply by washing with soap and warm water.

- ✓ Rapid response to large spills
- ✓ Reusable, just wash with soap & water
- ✓ Adheres to ground for maximum seal
- ✓ Rapid single person spill response
- ✓ Excellent chemical resistance



Code	L x H mm	Weight kg
SL TSSFB	3000 x 70	12

Hazardous Waste Recovery Capsule

Haz-Shield™ is the only Australian manufactured hazardous waste recovery capsule to obtain "United Nations" approval and has been specifically designed for the recovery and transportation of hazardous materials, food and drugs whilst protecting the safety of workers and the environment.



Code	Description	Diameter x Height mm
BR 290210	50 litre capacity (holds 25 litre drum)	491 x 550
BR 290200	300 litre capacity (holds 205 litre drum)	784 x 1080

Spill-Guard

Made from 100% recycled high density Polyethylene, Spill-Guard provides spill containment of corrosive and dangerous liquids during transportation, decanting and storage.

Available in two sizes to handle 2 or 4 x 205 litre drums, Spill-Guard accepts drums directly or drums on a wooden pallet and is stackable full or empty. Conveniently located drainage plugs are provided for decanting spillage.



NA 126795



NA 126796

Code	L x W x H mm	Sump litre	SWL kg
NA 126796	1240 x 1240 x 280	240	2000
NA 126795	1240 x 750 x 280	120	1000

Spill Decking - 2 Drum

Contain incidental spills with this low profile Spill Decking. It provides a safe area for all of your decanting and dispensing requirements. It can be used alone or in combination to customise your work area. The Work Ramp makes loading using a trolley easy.




Code	L x W x H mm	Sump litre	Load (UDL) kg
SL TSSBF2	1260 x 860 x 150	150	1000

Spill Containment - Racking Bund

Segregate pollutants and materials and stop leaks damaging other products by turning standard pallet racking into banded pallet racking. Sits securely on existing cross beams and allows easy access.

Has excellent broadband chemical compatibility and comes with a threaded drain plug.



Code	L x W x H mm	Sump litre	Load (UDL) kg
SL TSSRB1	1280 x 1280 x 210	220	2000

Spill Decking - 4 Drum

Contain incidental spills with this low profile Spill Decking. It provides a safe area for all of your decanting and dispensing requirements. It can be used alone or in combination to customise your work area. The Work Ramp makes loading using a trolley easy.



Code	L x W x H mm	Sump litre	Load (UDL) kg
SL TSSBF4	1660 x 1260 x 150	300	2000

Spill Decking Ramp

The Spill Deck Ramp makes it easy to load the Floor Bund Spill Decking using a hand trolley. This multi-purpose Spill Deck Ramp is suitable to use with all sizes of Floor Bund.



Code	L x W x H mm	Load kg
SL TSSBFR	650 x 800 x 165	300

Spill Decking - In Line - 4 Drum

Remoulded from 100% polyethylene and suitable for holding 4 x 205 litre (44gal) drums. Features low 150mm profile for ease of loading and incorporates removable non-slip grates.



Code	L x W x H mm	Sump litre	Load (UDL) kg
SL TSSBF4S	2610 x 860 x 150	300	2000

Spill Pallet - Bunded - 1 Drum

The perfect solution for limited area drum storage. Made from 100% corrosion free polyethylene with broadband chemical resistance. Non-slip removable grates.



Code	L x W x H mm	Sump litre	Load (UDL) kg
SL TSSBP1	900 x 700 x 525	225	300

Spill Pallet - Bunded - 2 Drum

The 2-Drum Bunded Spill Pallet is suitable for holding 2 x 205L (44gal) drums and meets EPA requirements.

Remoulded from 100% polyethylene it is supplied with removable non-slip grates and has excellent broadband chemical resistance.



Code	L x W x H mm	Sump litre	Load (UDL) kg
SL TSSBP2	1220 x 820 x 330	240	650

Spill Pallet - 3 Drum - Inline

This 3-Drum Inline Spill Pallet is perfect for storing drums of up to 205 litre (44 gallon) along a wall next to a walkway. It will collect any leaks or drips and prevent slip hazards in high foot traffic areas.



Code	L x W x H mm	Sump litre	Load (UDL) kg
SL TSSBP3	1785 X 780 X 240	228	900

Spill Pallet - Bunded - 4 Drum

This Square Bunded Spill Pallet is suitable for holding 4 x 205L (44gal) drums and is remoulded from 100% polyethylene which has excellent broadband chemical resistance.

Easily moved with a forklift when loaded and raised lip helps to keep your load secure. Meets EPA requirements.



Code	L x W x H mm	Sump litre	Load (UDL) kg
SL TSSBP4L	1280 x 1280 x 275	230	1250

Portable Bund - 1000 litre

This portable bund is designed for a single pallet application. It can also be used for pumps and generators. It is compact and weighs only 12 kg making it ideal for field applications.

The Australian made Quickbund Portable Bunding System provides a safe and secure area for dealing with a wide range of liquids including acids, caustics, oils and fuels.

- ✓ Fold down walls allow easy vehicle access
- ✓ High chemical resistant XR-5 material
- ✓ No tools or frame required, self supporting
- ✓ Excellent portability
- ✓ Simply unfold and use
- ✓ Manufactured in Australia
- ✓ Custom sizes available



Code	L x W x H mm	Sump litre	Weight kg
SL TSSQB1	1900 x 1900 x 300	1000	12

Spill Bin - Type SL - Galvanised

Offering complete protection against damaging and costly chemical spills, SL spill bins are available for 1, 2 or 4 x 205 litre drums. Close spacing support bars allow for large or small drums up to 2000kg SWL to be placed on the spill bin. All models have a spill capacity of at least 110% containment of the largest drum in accordance with Australian Standards, being classified as "portable" units, and have a galvanised finish.

Timber pallets will fit within the SL 4 spill bin, or drums may be placed directly on the support bars.



EW SL1

EW SL2



EW SL4

Code	Capacity	L x W x H mm	Sump litre	Weight kg
EW SL1	1 Drum	810 x 760 x 490	240	55
EW SL2	2 Drum	1210 x 610 x 440	250	60
EW SL4	4 Drum	1210 x 1210 x 265	245	70

Spill Containment Unit - IBC Single

The single IBC spill containment unit meets EPA requirements and is suitable for holding 1 x 1000 litre IBC Tank.

Equipped with removable non-slip grates it has excellent broadband chemical resistance.



Code	L x W x H mm	Sump litre	Load (UDL) kg
SL TSSBB1	1760 x 1350 x 710	1100	2000

Spill Containment Unit - Tilter

This Bin Tilter has been designed to effortlessly allow full discharge of liquid from intermediate bulk containers (IBC). As the volume of liquid contained in the IBC reduces the spring mechanism will raise the container up to a maximum of 10 degrees. Comes complete with fork pockets to enable easy transportation by forklift.



Code	W.L.L kg	L x W mm	Finish	Weight kg
EW BTS10	2000	1200 x 1130	Zinc	63

Spill Containment Unit - IBC Double

The Double IBC Spill Containment Unit is suitable for holding 2 x 1000 litre IBC Tanks. It is also suitable for 8 x 205 litre (44gal) drums.

IBC Funnel sold separately.



Dispensing Well sold separately.

Code	L x W x H mm	Sump litre	Load (UDL) kg
SL TSSBB2	2560 x 1350 x 510	1140	2500

Spill Containment Unit - IBC Dispensing Well

The Dispensing Well can attach to any side of the IBC.

When the Dispensing Well fills, the overflow is directed into the sump of the Containment Unit.



SL TSSBB1T

SL TSSBB2T

Code	Description	L x W x H mm	Sump litre
SL TSSBB1T	Suits Single IBC	550 x 545 x 855	86
SL TSSBB2T	Suits Double IBC	530 x 510 x 560	86

Spill Containment Unit - IBC Funnel

The polyethylene IBC Funnel with integral debris strainer sits securely on the IBC. It provides a safe and effective method of pouring liquids such as waste oil into the IBC.



Code	Description	Diameter mm
SL TSSDF200	IBC Funnel with lid	640

Spill Pallet - Hardcover 2 Drum

Ideal for outside use this 2-Drum Hard Cover Spill Pallet protects containers from UV damage and stops rain water and dirt from contaminating the drums and sump.



Code	L x W x H mm	Sump litre	Load (UDL) kg
SL TSSBP2RT	1490 x 990 x 1690	230	650

Spill Pallet - 4 Drum - Roll Top Cover

The Roll Top 4-Drum Square Bunded Spill Pallet is suitable for holding 4 x 205L (44gal). Features an easy open roll top cover that is lockable for extra security



Code	L x W x H mm	Sump litre	Load (UDL) kg
SL TSSBP4RT	1450 x 1400 x 2070	410	1250

Spill Bin - Type SLC - Galvanised

Fitted with a cargo protection shield and safety securing chain, the SLC range offers additional protection against damaging the stored drums.



Code	Capacity	L x W x H mm	Sump litre	Weight kg
EW SLC4	4 Drum	1210 x 1210 x 1100	245	120

Spill Bin - Type DCDL4 - Galvanised

The DCDL4 Drum Enclosure is designed to safely secure up to 4 x 205 litre drums which can either be placed directly on the grated floor or on a pallet if required.

This unit is ideally suited for outside storage of dangerous chemicals and remains weather proof providing protection from the elements.



Code	Capacity	L x W x H mm	Sump litre	Weight kg
EW DCDL4	4 Drum	1380 x 1330 x 1400	245	225

Drum Rack - Poly Racker System


The centrepiece of the Poly-Rack System is the Poly-Racker, a unique one-piece polyethylene rack that holds two 205 litre drums securely in place.

A massive 400 litre containment sump ensures spill safety even in worst-case drum leaks.

The deep decanting well easily holds 20 litre pails while containing incidental spills. Poly-Rackers can be transported by forklift.

Top unit (Poly Stacker) available separately.

Poly-Stacker



Poly-Racker

- ✓ Decant from 205L drums in a safe bunded area
- ✓ Huge 400L sump makes recovering spilled liquids easy
- ✓ Seamless design for maximum sump security
- ✓ Racker (base unit) and Stacker sold separately

Code	Description	Overall L x W x H mm	Sump litre	Weight kg
SL TSSDB4	Poly-Racker	1390 x 1250 x 490	400	50
SL TTSDBC	Poly-Stacker	Top unit (Poly Stacker) available separately.		

Drum Cradle - 1 Drum

Maximize floor space with this multi purpose cradle for the horizontal storage of drums and containers.

Made from 100% Polyethylene it is ideal for use with spill pallets and spill deck floor bunding.

Enables the safe decanting of liquids into smaller containers.



Code	L x W x H mm	Weight kg
SL TSSSBS	875 x 765 x 730	10

Drum Racks - Type DST - Galvanised

These racking systems provide a cleaner environment and a safer working area by protecting against costly and dangerous spills. The racking system consists of the bolt together drum (205 litre) rack, and the spill containment tray which it stands over. In the event of a spill, the tray can be easily removed without disturbing the drum rack. Each spill tray is fitted with a removable plug for emptying.



EW DST01

EW DST02

Code	Capacity	L x W x H mm	Sump litre	Weight kg
EW DST01	1 Drum	1210 x 605 x 1285 (incl drum)	240	80
EW DST02	2 Drum	1210 x 1210 x 1105 incl (drum)	240	95

Drum Dolly - Single Drum

Move single drums easily and safely around your work areas with the Single Drum Dolly.

This unit will also catch incidental spills during vertical dispensing and decanting, keeping your workplace free of slip hazards.



Code	Size L x W x H mm	Sump litre	Load (UDL) kg	Weight kg
SL TSSPDDH	725 x 725 x 990	30	300	15.5

Drum Trolley - Bunded

The DTB1 Drum Trolley has been designed to safely and easily manoeuvre a 205 litre drum in either the horizontal or vertical position and avoid costly and environmentally damaging chemical spills. A drum rack is provided for horizontal drum storage.



Code	L x W mm	Sump litre	W.L.L kg
EW DTB	1245 x 730	236	1000

Drum Trolley - Bunded

Easily transport up to 4 x 25ltr drums, small containers or boxes around your site using this robust trolley which has four castors for additional stability and a 100ltr sump to contain any spills. Features ergonomically designed handle and lockable 360deg rotating castors.



Code	L x W x H mm	Sump litre
SL TSSBT100	1000 x 700 x 1000	100

Drum Dispensing Station - Mobile

Why use 60L drums when an individual can safely move and dispense from cost effective 205L drums using this Mobile Dispensing Station. Genuine single person loading allows the 205L drum to moved from vertical to horizontal for easy and safe handling. The rotating lockable front castor allows this unit to be easily moved around you site in the horizontal position. Manufactured from chemically resistant polyethylene, this unit will not rust or corrode and has a sump capacity to contain up to 230L of spill making it ideal for decanting 205L (44 gal) drums.



Code	L x W x H mm	Sump litre	Weight kg
SL TSSBT230	1600 x 740 x 640	230	44

Spill Pallet - Ramp

Spill Pallet Ramps make it easy to load drums onto a range of Spill Pallets. This unit is extra wide and has a long incline for loading with trolleys and pallet jacks. The non-slip ribbed surface provides a safe method moving 205 litre drums onto the bunded pallets without the need of a forklift. The Spill Pallet Ramp is suitable to use with 4-Drum and 4-Drum inline Spill Pallets.



Code	L x W x H mm	Load (UDL) kg	Weight kg
SL TSSBP4R	1740 x 1000 x 240	400	36

15

SAFETY EQUIPMENT AND SIGNS

Traffic Cones ----- 147

Barrier ----- 147

Traffic Management ----- 148

Safety Signs ----- 149

A Frame Safety Signs ----- 150

Convex Mirrors ----- 150



Traffic Cone

These orange traffic safety cones are moulded from a flexible PVC material and are ideal for factories, construction sites, car parks and many other applications.



Code	Colour	Length x Width x Height mm	Weight kg
TS Cone450	Orange	270 x 270 x 450	1.05

Traffic Cone - Collapsible Orange Cone

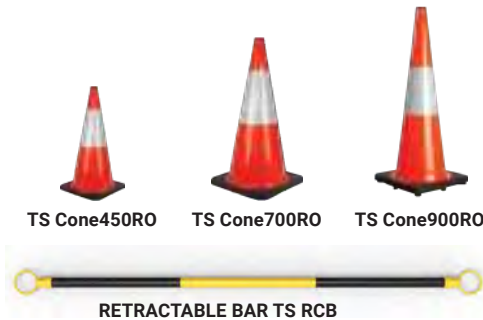
700mm Height. Wide, Stable Base.



Code	Colour	Description
TS CONE700COLL	Orange	Strong PVC Material

Traffic Cone - Reflective Orange

Flexible 100% PVC construction for maximum safety on impact. Suitable for Indoor or Outdoor uses. Reflective Sleeve for advanced visibility. Superior Fluorescent colour and U.V. Stabilised to minimise fading.



Code	Colour	Length x Width x Height mm	Weight kg
TS CONE450RO	Orange	270 x 270 x 450	1.05
TS CONE700RO	Orange	360 x 360 x 700	3.20
TS CONE900RO	Orange	360 x 360 x 900	4.30
TS RCB	Yellow/Black	Extends 1.2m - 2.0m	-

Retractable Tape Barrier - 9m

A high strength plastic safety barrier which can be used to cordon off work place and public access areas. Highly durable. It can be used for both indoor or outdoor applications. Can be used in conjunction with safety cones.



Code	Description	Length m
TS RBRW9	Retractable Barrier - Red/White	9
TS RBBY9	Retractable Barrier - Black/Yellow	9
TS SP-RBRW-WALLCLIP	Wall clip to enable attaching extended tape to wall	

T Top Bollard - Reflective Orange

Flexible 100% PVC construction for maximum safety on impact. Suitable for Indoor or Outdoor uses. Reflective Sleeve for advanced visibility. Superior Fluorescent colour and U.V. Stabilised to minimise fading.

- ✓ 1200mm Stem Height.
- ✓ Reflective Orange.
- ✓ UV Stabilised.



Code	Description
TS BOLLBASE6	6kg Bollard Base to suit TTop Bollard
TS BOLLBASE8	8kg Bollard Base to suit TTop Bollard
TS BOLLTOP	12mm Stem slots into either base

Safety - Barrier

Heavy duty expanding barrier for cordoning off walkways, driveways, machines and entrances. Can be joined together to create longer runs. Comes fitted with castors for easy mobility.



Code	Colour	Expand Size mm	Fold Size mm	Material
TS EBYB3	Yellow/Black	3000 x 300 x 1020	450 x 300 x 1020	Steel tube aluminium slat

Traffic Barrier Mesh

Safety PVC UV Resistant Barrier Mesh 50 Metres to a roll.
6kg & 8kg PVC Barrier Mesh UV Resistant.



Code	Material	Description
GR MESH6	PVC	6kg Safety Barrier Mesh
GR MESH8	PVC	8kg Safety Barrier Mesh

Traffic Barricade Light

Ideal for Road Construction Sites for indicating road closures or for warning motorists of approaching hazards.



Code	Description
TS HAZLIGHT	130 x 100m

Traffic Sign - Stop - Slow

Ideal for traffic management.



Code	Description
TS BATS/S	450mm Class 1 Reflective with Wooden Handle

Traffic Wand - LED Technology

Flashing or Constant Light Modes. LED technology.



Code	Colour	Description
TS RB540	Orange	Flash - Steady - Top Light Function

Bunting Safety Flag

Various Colours Available. 20 Flags per Box. 30m Length.



Code	Colour	Description
GR BUNTOR	Orange	Bunting Safety Flag - 20 x 30m
GR BUNTGR	Green	Bunting Safety Flag - 20 x 30m
GR BUNTB	Blue	Bunting Safety Flag - 20 x 30m
GR BUNTLL	Lime	Bunting Safety Flag - 20 x 30m
GR BUNTYE	Yellow	Bunting Safety Flag - 20 x 30m
GR BUNTR/W	Red/White	Bunting Safety Flag - 20 x 30m

Plastic Chain - 100% Recyclable

Ideal to use as safety barrier to cordon off work place & public areas.



TS CPY625



TS CPRW625



Code	Description
TS CPY625	Plastic Safety Chain - 6mm Yellow per 25 metre roll
TS CPRW625	Plastic Safety Chain - 6mm Red/White per 25 metre roll
TS CPY825	Plastic Safety Chain - 8mm Yellow per 25 metre roll
TS CPRW828	Plastic Safety Chain - 8mm Red/White per 25 metre roll

Corner Protector

Durable corner protector ideal for use with webbing tie downs. The corner protector will prevent wear, abrasion and cutting.



GR GLTACAR/GR GLTACAY

Code	Description	Colour
GR GLTACAR	130mm x 100mm	Red
GR GLTACAY	130mm x 100mm	Yellow

Corner Protector

Durable corner protector ideal for use with webbing tie downs. The corner protector will prevent wear, abrasion and cutting.



GR GLTAPASR/GR GLTAPASY

GR GLTAPAR/GR GLTAPAY

Code	Description	Colour
GR GLTAPASR	500mm x 140mm	Red
GR GLTAPASY	500mm x 140mm	Yellow
GR GLTAPAR	1030mm x 140mm	Red
GR GLTAPAY	1030mm x 140mm	Yellow

Anti Collision Strip - V-Shape - C-Shape

Convenient Self Adhesive Strips. Helps protect against low impact damage. Made from Soft Polyurethane.




GR ACSV



GR ACSV



GR ACSV



GR ACSV



Code	Description	Size mm
GR ACSV	V-Shape	1000 x 40 x 20
GR ACSC	C-Shape	1000 x 40 x 60

Code	Description	Size mm
GR ACSR	Rectangular Shape	1000 x 60 x 20
GR ACSL	L-Shape	1000 x 60 x 40

Safety Tape

20 Rolls per Box.



GR TAPER/W



GR TAPEB/Y



GR TAPEB/W



GR TAPER/W/D



GR TAPEB/Y/C



GR TAPEB/W/DNE


Code	Description	Size Width x Length	Colour
GR TAPER/W	Red and White Tape	75mm x 100m	Red
GR TAPEB/Y	Black and Yellow Tape	75mm x 100m	Yellow
GR TAPEB/W	Blue and White Tape	75mm x 100m	Red
GR TAPER/W/D	Red and White "DANGER" Tape	75mm x 100m	Yellow
GR TAPEB/Y/C	Yellow "CAUTION" Tape	75mm x 100m	Red
GR TAPER/W/DNE	Red "DANGER DO NOT ENTER" Tape	75mm x 100m	Yellow

Safety Pole

Spring action pole fits standard doorways, narrow hallways and aisles. Simply compress the two sections, place in position, allow spring to open out the sections. Results in a secure Safety Barrier to prevent entry to cleaning areas. Includes easy-to-read sign "CLOSED FOR CLEANING" in black on bright yellow. Extends 750mm to 1100mm. Excellent in public restrooms, e.g. airports, train stations. Use at lifts, escalators, in hallways, stairways, in factories, hotels, hospitals, schools.

Ideal for:

- ✓ Public restrooms
- ✓ Lifts, Escalators
- ✓ Hallways, Stairways



Code	Type	Message	Overall Length mm
PM BSAP0917	Extendable Pole	CLOSED FOR CLEANING	750 extends to 1100

Corner Guard - Pallet Racking Leg

Pallet racking legs are often supporting many tonnes of product. Protecting these legs is of vital importance to avoid potential disasters caused as a result of impact by forklifts or trolleys.

- ✓ Complies with AS4084-2012.
- ✓ Powder Coated High visibility Safety Yellow.
- ✓ Comes complete with fixings.
- ✓ Mounted independently of racking to avoid impact transference.



TS RACKGC



TS RACKG

Code	Description mm	Construction
TS RACKGC	180 x 180 x 500	6mm Thick Mild Steel
TS RACKG	400 x 5 Laser Cut Plate	4 x 12mm Masonry Anchors

Safety Sign - "A" Frame

This handy safety sign is manufactured from heavyweight plastic for longer life and greater stability and has a hinge limiter that ensures the legs open to correct position. Available with choice of two messages and colours.



Code	Type	Message	Height mm
PM BASAC11	"A" Frame	WET FLOOR	600
PM BASAC12	"A" Frame	CLEANING IN PROG	600

Add to code: YELL = yellow PINK = pink. eg. Pink "A" Frame WET FLOOR = PM BASAC11PINK

Convex Mirrors - Indoor Dome Safety

An economical, lightweight alternative where general surveillance of a broad area is required.

- ✓ Full domes may be suspended on chains or fixed directly to the ceiling and provide a 360 degree view.
- ✓ Half domes provide a 180 degree view and corner domes provide a 90degree view.
- ✓ Lightweight & simple mounting.
- ✓ Full, Half or Corner Domes for any situation.
- ✓ Unbreakable Polycarbonate Face.
- ✓ No maintenance required.



Code	Description
TS MR700D	700mm Dome Mirror
TS MR700HD	700mm Half Dome Mirror
TS MR800QD	800mm Corner Dome Mirror

Convex Mirrors - Indoor

The indoor convex mirrors come with a wall mount brackets. A 60mm post mount brackets to suit a 60mm diameter post is available as an optional extra.

- ✓ Unbreakable Polycarbonate Face.
- ✓ Fully Adjustable to any angle.
- ✓ Extends field of view over a broad area.
- ✓ Supplied with Wall Mount Brackets.
- ✓ A 60mm Post Mount Bracket is available as an optional extra.



Code	Description
TS MR450ID	450mm Indoor Convex Mirror
TS MR600ID	600mm Indoor Convex Mirror
TS MR800ID	800mm Indoor Convex Mirror

Convex Mirrors - Outdoor

An extremely durable weather-proof mirror is suitable for road and pedestrian traffic applications, distribution depots and parking areas.

- ✓ Unbreakable polycarbonate face.
- ✓ High visibility orange visor.
- ✓ Suit a 60mm diameter post.
- ✓ Wall mount brackets are optional.
- ✓ PC mirror surface + PP backboard.



MR4500D

Code	Description
TS MR4500D	450mm Outdoor Convex Mirror
TS MR6000D	600mm Outdoor Convex Mirror
TS CAP60	Galvanised Post Cap to suit 60mm Sign Post
TS MCB60	Wall mount Bracket for TS MR4500D/TS MR6000D

16

Baby High Chair ----- 152

Ingredient Bins ----- 152

Food Grade Handling Equipment ----- 153

Cleaning Equipment ----- 154

FOOD SERVICE CLEANING EQUIPMENT



High Chair - Microban Anti-Bacteria

Microban® Anti-bacteria Protection Technologies. This quality made child seat meets the rigorous use within the commercial industry. The all-around child seat are ideal for indoor use. Made by TRUST®, as a result the quality baby high chair is very durable. Designed With Safety And Cleanliness In Mind For Your Youngest Patron. The easy to use adjustable waist strap harness keeps the patron secure. Cleaning the baby high chair is a breeze simply hand wipe.

- ✓ Designed with safety and cleanliness in mind for your youngest patron.
- ✓ Found in compliance with ASTM F404 and TUV standards.
- ✓ Modern appearances plus Microban anti-bacteria technologies allow easier cleaning than wooden seats.
- ✓ Microban® anti-bacteria technologies provide full protection and resist odor and stain due to bacteria.
- ✓ Stackable for easy storage.



- ✓ Microban anti-bacteria technologies provide full protection and resist against odour and stains.
- ✓ Microban anti-bacteria ingredients have been added during it's production to give permanent protection.

Code	Size mm	Description	Colour
TR 8014PL	636L x 583W x 768H mm	Youth Seat without Wheels	Platinum
TR 8013PL	424L x 300W x 55H mm	Tray for TS 8014PL	Platinum

Change Table - BABY CHANGING

Wide table is equipped with adjustable seat belts, safety and reliability. All plastic web structure ensures strength and durability. Die casting moulding is convenient for hanging accessories. The storage units at the top of table is convenient to place baby care products. Closed thickness is only 10.2 cm, save the space. Table is equipped with handle, convenient to open. Built-in shelf and liner storage.



Code	Description	Dimensions mm	Colour	Pack
TR 8021PL	Baby Changing Station (Horizontal)	Closed: 845 x 546 x 102	Light Platinum	1
TR 8022WH	Protective Liners for Baby Changing Station (20 units)	325 x 445	White	16

Bin - Ingredient Bins - Food Material Storage

Patent-pending one handed access and integrated measuring tool increases preparation efficiency whilst the rectangular design improves space optimization under a preparation table or in a storeroom.

Clear windows provide quick identification of ingredients and provide a valuable aid for stock control.

The new patent pending scoop hook system allows the scoop to be stored inside the bin and out of the product for quick access to each ingredient. By holding the scoop handle and securing it to the hook, hands do not touch the ingredients and the risk of cross-contamination is decreased.

75mm castors allow ingredient bins to be easily transported to and from preparation areas.



Bin Code	Capacity L	L W H mm
TR 8411WH	80	743 x 334 x 755
TR 8412WH	100	743 x 394 x 755
TR 8413WH	120	743 x 457 x 755

Lid Code	Capacity L	L W H mm	Suit
TR 8415WH	80	737 x 307 x 48	TR 8411WH
TR 8416WH	100	737 x 368 x 48	TR 8412WH
TR 8417WH	120	737 x 437 x 48	TR 8413WH

Change Table - Kubac

Easy, push button, battery operated lift system, designed with the expertise of KU Children's Services for use in Early Childhood Centres, the Kubac Nappy Change Table greatly reduces back strain associated with lifting children onto nappy change benches. Especially suited to children over 10kgs and children with disabilities. Each staff member changes nappies at the height which is most suitable to them.



Code	Capacity kg	Min Height mm	Max Height mm	Platform mm
RE KUBAC	250	450	940	895 x 480

Trolley - HD Plastic Gastronorm Trolley

- ✓ An effective tool for food preparation, transportation, supplying and storage.
- ✓ Couple with food trays, food boxes, and food pans up to GB, European, American and Australian standards.
- ✓ All plastic web structure ensures strength and durability.
- ✓ Rounded edge design won't damage walls, doors and other equipment.
- ✓ High-temperature resistant plastic structure (up to 176 °C) allows for directly putting the oven-hot baking tray on the rack.
- ✓ Complies with NSF # 2 inspection standards.



Rounded edge design won't damage walls, doors and other equipment.



12.7 cm non-marking casters, two of which have braking function, offer easy maneuverability.



Code	Description	Product Size mm	Tray #
TR 8613-WHITE	HD Plastic Gastronorm Trolley-Front Loader	603 x 473 x 1724	17

Spoon - Food Grade Storage

To Suit TR 8411/TR 8412/TR 8413.



Code	Dimensions mm
TR 8414-WHITE	274 x 122 x 120

Cutlery Bin - 4 Compartment

- ✓ Made of durable commercial grade plastics plus special resin.
- ✓ Ribbed design for added strength and durability.
- ✓ Suits Utility Tote that reinforced handles, bottom.
- ✓ Tote boxes are commercial dishwasher safe.



Code	Description	Product Size mm
TR 8231-Grey	4 Compartment, Cutlery Bin	540 x 292 x 95

Utensil Hooks/holders/Brackets - Food Grade

Temp 120°C.



NP FBK15156
NP FBK15154
NP FBK15153



NP FBK15151



NP FBK8000



NP FBK15150

Code	Description
NP FBK8000	HOOK 60 mm
NP FBK15150	TOOL HOLDER 22 - 32 mm
NP FBK15151	TOOL HOLDER 28 - 38 mm
NP FBK15156	WALL BRACKET 300 mm Rail only inc screws end cap
NP FBK15154	WALL BRACKET 500 mm Rail only inc screws end cap
NP FBK15153	WALL BRACKET 900 mm Rail only inc screws end cap

Add to code: BLU ■ GRN ■ RE ■ WH □ YE ■ BLA ■

Shovel - Food Grade - Hand

Temp Range -30°C + 80°C Polypropylene.

Hand Shovel Specifications:

- ✓ Good bend recovery.
- ✓ Ergonomic handle.



Code	Description	Width x Depth x Length mm
NP V5673	HAND SHOVEL	270 x 327 x 550

Add to code: BLU ■ GRN ■ RE ■ WH □ YE ■ PP Polypropylene

Shovel - Food Grade - One Piece

Temp Range -30° + 80°C Polypropylene.



NP FBK15104



NP FBK14103

Code	Description	Width x Depth x Length mm
NP FBK14103	SHOVEL SMALL BLADE	270 x 340 x 1120
NP FBK15103	SHOVEL SMALL BLADE	270 x 340 x 1330
NP FBK14104	SHOVEL LARGE BLADE	330 x 380 x 1120
NP FBK15104	SHOVEL LARGE BLADE	330 x 380 x 1330

Add to code: BLU ■ GRN ■ RE ■ WH □ YE ■ BLA ■ PP Polypropylene

Scoops - Food Grade

Temp Range -30° + 80°C Polypropylene.



NP FBK15106



NP FBK15105



NP FBK15107

Code	Description	Width x Depth x Length mm
NP FBK15105	SCOOP 500g	100 x 150 x 260
NP FBK15106	SCOOP 750g	138 x 187 x 310
NP FBK15107	SCOOP 1000g	160 x 230 x 360

Add to code: BLU ■ GRN ■ RE ■ WH □ YE ■ BLA ■ PP Polypropylene

Spatulas / Scrapers / Paddles - Food Grade

Temp Range -30°C + 80°C Polypropylene.



Code	Description	Width x Depth x Length mm
NP FBK82904	SPATULA	75 x - x 250
NP FBK15109	SPATULA	110 x - x 250
NP FBK81900	BENCH SCRAPER	200x - x 125
NP V7012W	LARGE PADDLE WITH HOLES	125 x 290 x 1190 *WHITE ONLY
NP V7010W	LARGE PADDLE NO HOLES	125 x 290 x 1190 *WHITE ONLY

Add to code: BLU ■ GRN ■ RE ■ WH □ YE ■ PP Polypropylene

Trolley - Janitor / Cleaning Cart

Collect and transport tools for efficient cleaning. Includes zippered bag for easy rubbish removal, smooth, easy-to-clean surface and non-marking 200mm wheels and 100mm castors.



Code	Overall L x W x H mm	Wheels
TR 5011BK	1168 x 552 x 975	2 x 200mm wheels 2 x 100mm castors
TR 6978YE	438 x 267 x 775	Polyliner with Side Bag

All-In-One 25L Mop Bucket

Mop Bucket:

- ✓ An easy-to-manoeuvre mopping system, compact and powerful, carries all your needs for wet mopping and light cleaning.
- ✓ Durable wringer allows for wringing for over 25,000 times.
- ✓ Ergonomically designed handles fit your hands and height, and reduce the need for bending.
- ✓ Non-marking all-plastic wheels reduce the post-job clean-up.
- ✓ A discharge valve is available at the bottom of bucket to allow for emptying of dirty water without lifting.
- ✓ A caddy is available to carry small cleaning tools which can be removed when not needed.
- ✓ Built-in hook to hang Safety Signs.
- ✓ Multi colours are available to reduce cross-contamination.



Code	Capacity L	Width x Depth x Length mm
TR 5211YE	25	381 x 673 x 884
TR 5211BU	25	381 x 673 x 884
TR 5211GN	25	381 x 673 x 884
TR 5211RD	25	381 x 673 x 884

Bucket to Suit 25L Mop Bucket

The anti-splash mop bucket and wringer system reduces splashing, which means a safer environment, cleaner floors, and improved productivity. High-efficiency wringer, wrings mop with 18% less effort.



Code	Description
TR 5262RD	3L Bucket to suits 25L Mop Bucket Cart TR 5211- Red

Cleaning Buckets - Set of 4

Cleaning Bucket to suit Cleaning Cart TR 5011 is an ideal solution for collecting trash and transporting cleaning tools to effectively increase cleaning efficiency.

Colour available: Red / Yellow / Blue / Green.



Code	Description	Size mm
TR 5267	Cleaning Buckets (Set of 4 Colours)	177 x 213 x 215

Content...

Sales & Service 1300 774 872

Accessories - ABD150 Corner Movers	32	Bin - Stack & Nest	46	Convex Mirrors - Outdoor	150
Action Rack	111	Bin - Stack & Nest	46	Conveyor - Extendable	122
Action Rack Full Size 1800 High x 2022 Wide	111	Bin - Stack & Nest	47	Conveyor Frame - Mild Steel / Blue	124
Action Rack Half Size 1800 High x 1015 Wide	111	Bin - Stack & Nest	47	Conveyor - Gravity Roller	123
Adjustable Stands - Mild Steel / Blue	124	Bin - Stack & Nest - Non Food Grade	46	Conveyor - Gravity Skatewheel 300kg	123
A-JUSTA-FOOT - Ball Jointed	44	Bin - Stack & Nest - Security	47	Conveyor - Powered Flexible and Expandable	122
A-JUSTA-FOOT™ Applications	44	Bin - Stack & Nest - Series 2000	46	Conveyor Rollers - PVC - Q Shaft 10 x 8	124
A-JUSTA-FOOT™ - Threaded Tube End	44	Bin - Stack & Nest - Series 2000	46	Conveyor Rollers - Steel - Q Shaft 10 x 8	124
All-In-One 25L Mop Bucket	154	Bin - Storage Tote with Lid - 53 Litre & 75 Litre	54	Conveyor System Completed	124
Altrac System	82	Bin - Vitub - 200 Litre	54	Corner Guard - Pallet Racking Leg	150
Aluminium Double Sided Step Ladder - 120KG - 135KG - 150KG - 180KG - INDALEX	99	Bucket - Industrial With Handle	57	Corner Protector	149
Aluminium Dual Purpose Ladder - 150KG - INDALEX	99	Bucket to Suit 25L Mop Bucket	154	Corner Protector	149
Anti Collision Strip - L-Shape - Rectangular	149	Buffers - Corner	44	Crane - Bridge (Ceiling Mounted)	81
Anti Collision Strip - V-Shape - C-Shape	149	Buffers - 'D' Section (Hollow)	44	Crane - Bridge - Freestanding (Floor Mounted)	81
Beam Clamp	84	Buffers - Leg Round	44	Crane/Forklift Spreader Beam	83
Bin - "Big Bin" - Pallet Type	53	Bunting Safety Flag	148	Crane - Gantry - Freestanding Or Roof Mounted	82
Bin - "Big Bin" - Rectangular	53	Cabinet - Corrosives Storage	134	Crane - Jib - Articulated	81
Bin - "Big Bin" - Remoulded - Food Grade	52	Cabinet - Corrosives Storage - Metal	134	Crane - Jib - Freestanding or Floor Mounted	81
Bin - "Big Bin" - Square	53	Cabinet - Corrosives Storage - Polyethylene	134	Crane - Jib - Freestanding Or Wall Mounted	82
Bin - "Big Bin" - Tapered	52	Cabinet - Corrosive Storage - Metal	135	Crane - Jib - Wall Mounted	81
Bin - "Big Bin" - Tray	53	Cabinet - Corrosive Storage - Metal	135	Crane - Jib - Work Station	82
Bin Dolly - Round	54	Cabinet - Corrosive Storage - Metal	135	Crane - Monorail	81
Bin - Ingredient Bins - Food Material Storage	152	Cabinet - Flammable Storage	133	Crane Spreader Beam	83
Bin Lid - Round	54	Cabinet - Flammable Storage	133	Cranes Workstation - Gorbelt	81
Binlifter - 'Dumpmaster'	130	Cabinet - Flammable Storage	134	Crate - Chicken	51
Binlifter - Ecolift 50kg	129	Cabinet - Flammable Storage	134	Crate - Nesting - Prawn	51
Binlifter - Manual 100kg	129	Cabinet - Flammable Storage	134	Crate - Stacking	50
Binlifter - NWB-T	130	Cabinet - Flammable Storage - Compac	133	Crate - Stacking	51
Binlifter - Powered 150kg	129	Cabinet - Flammable Storage - Drum	133	Crate - Stacking	51
Binlifter - Simplicity Plus 150kg	129	Cabinet - Flammable Storage - Under Bench	133	Crate - Stacking	51
Binmate Trolley Replacement Castor 150kg	39	Cantilever Racking	114	Crate - Stacking - Bread	51
Bin - Megabin	56	Carton / Pallet Live Storage	125	Crate - Stacking - Foldable	50
Bin - Megabin - Collapsible	56	Case - Spacecase® General Containers	106	Crate - Stacking - Freezer	51
Bin - Nesting	49	Case - Spacecase® Modular 550	106	Crate - Stacking - Modular	52
Bin - Nesting #4	49	Case - Spacecase® Modular 550 Front Opening	106	Crate - Stacking - Orange	52
Bin - Nesting #5	49	Case - Spacecase® Modular 620	106	Crate - Stacking - Seedling	51
Bin - Nesting - "Handee"	49	Castor Heavy Duty Low Profile	39	Crate - Stacking - Yellow	52
Bin - Nesting - Model 30	50	Castor Heavy Duty Low Profile	39	Cupboard - Steel Office - Swing Door	110
Bin Rack	55	Castor "H" Series 400-600kg	37	Cutlery Bin - 4 Compartment	153
Bin - Round Bin	54	Castor "J" Series 150-300kg	35	DIY Conveyor System - Conveyor	124
Bin - Round Heavy Duty	57	Castor "K" Series 50-100kg	34	Dolly - Angle Frame	31
Bin - Round Heavy Duty - 200 litre	57	Castor "L" Series 30kg	34	Dolly - Desk Dolly	30
Bin - Round - Industrial Quality	54	Castor M Powder-coat	38	Dolly - Pack Material	30
Binsert	25	Castor "M" Series 85-200kg	35	Dolly - Piano Trolley	30
Bin - Slimline Rectangular Bin	55	Castor M Stainless	40	Dolly - Plastic Dolly	29
Bin - Square Storage Container	55	Castor "N" Series 90kg	34	Dolly - Plastic Dolly	29
Bin - Stacking	47	Castor "O" Series 300-500kg	37	Dolly - Plastic Dolly	30
Bin - Stacking	48	Castor O Stainless	40	Dolly - Polymer Deck	30
Bin - Stacking	48	Castor "X" & "V" Series 600-2450kg	38	Drum - Closed Head	58
Bin - Stacking - #8	47	Castor "Y" Series 50-200kg	36	Drum - Closed Head - 200 Litre	57
Bin - Stacking - Industrial & Automotive	49	Change Table - BABY CHANGING	152	Drum Cradle - 1 Drum	144
Bin - Stacking - Model 10	48	Change Table - Kubac	152	Drum Dispensing Station - Mobile	145
Bin - Stacking - Model 90	48	Cleaning Buckets - Set of 4	154	Drum Dolly	74
Bin - Stacking - Multi Stacker	48	Compact Step Ladders - Monstar Ladder - 150KG	95	Drum Dolly - Single Drum	144
Bin - Stacking - Side Access	48	Convex Mirrors - Indoor	150	Drum Handler - 4T4-EZE	72
		Convex Mirrors - Indoor Dome Safety	150	Drum Lifter - Depalletising - Loader/Unloader	74

Content...

Sales & Service 1300 774 872

Drum Lifter - Grip Model	74	Forklift Attachment - Jib - Telescopic - 4.7T	77	Load Restraint - 4 metre Weekender	67
Drum Lifter - Multilift	73	Forklift Attachment - Jib - Telescopic - 7.5T	77	Load Restraint - 6 metre Tradesman	67
Drum Lifter - Rim Grip Model	74	Forklift Attachment - Jib - Tilting	76	Locker - Can Aerosol Storage Cage	136
Drum Lifter - SG Model	74	Forklift Attachment - Pallet Hook	78	Locker - Cylinder Storage	136
Drum Lifter Tipper - Rim Grip	74	Forklift Attachment - Roll Prong	78	Locker - Gas Cylinder	135
Drum - Open Head - Clamp Ring Lid	57	Forklift Attachment - Rotator	78	Locker - Gas Cylinder	135
Drum - Open Head - Screw Lid	57	Forklift Attachment - Scraper Blade	78	Locker - Gas Cylinder	135
Drum Pourer - Safepour	58	Forklift Attachment - Sideways Drum Rotator	72	Lockers - Brownbuilt Steel	110
Drum Rack - Poly Racker System	144	Forklift Attachment - Tarp Spreader	77	Locker - Steel - Statewide	110
Drum Racks - Type DST - Galvanised	144	Fork Lift Tipping Bin - Hook Over	131	Long Span Shelving	111
Drum Rack - Tilting	73	Fork Lift Tipping Bin - Lever Release	131	Louvred Panel Accessories	108
Drum Rack - Tilting	73	Girder Trolley - Push Type	83	Louvred Panel Free Standing Racks	109
Drum Rack - Universal	73	Gzunda Bed Mover	66	Louvred Panel - Metal	109
Drum - Rectangular	58	Handtruck - All Rounder - Industrial Trolley	27	Louvred Panel Mobile Racks	109
Drum Trolley - Bunded	145	Handtruck - Box 'N' Bag - Industrial Trolley	27	Louvred Panel - Plastic	109
Drum Trolley - Bunded	145	Handtruck - Chair Mover	28	Magnetic Lifters	84
Drum Truck - Depalletising	73	Handtruck - Drum	27	MantaMesh	114
Drum Truck - Pallet Loading	73	Handtruck - Dual Purpose Aluminium	28	Mast Lift Trolley - Electric - Platform Stacker	66
Easy Arm™ Intelligent Lifting Arm	82	Handtruck - Keg Mover	28	Mast Lift Trolley - Electric - Platform Stacker	66
EDL - Single & Dual Speed Powered Hoist	88	Handtruck - Megatruck - Appliance	26	Mast Lift Trolley - Hand Winch - Hand Stacker	65
EQ - Dual Speed Powered Hoist with Inverter	88	Handtruck - Megatruck - Carton	26	Mast Lift Trolley - Hand Winch - Hand Stacker	65
E-Series Chain Blocks - 500kg-3T	87	Handtruck - Megatruck - Large Toe Plate	26	Mast Lift Trolley - Manual - Hand Stacker	65
E-Series Lever Blocks - 250kg-3T	87	Handtruck - Megatruck - Oxygen Bottle	28	Mast Lift Trolley - Standard Steel Lifter	65
Expandable Conveyor - Skate & Roller Model	125	Handtruck - Megatruck - 'P' Handle	26	Mat - Access Ramp	120
Fibreglass Double Sided Ladder - 150KG - 180KG - INDALLEX	99	Handtruck - Megatruck - Straight Back	26	Mat - Air Grid	119
Filing Cabinet	110	Handtruck - Oxygen and Acetylene Cylinder	29	Mat - Diamond Foot	119
Flat Sling	84	Handtruck - Refrigerator	27	Mat - Entrance - Absorba	120
Flat Sling - 1000kg - Violet	84	Handtruck - Refrigerator - Stair Climber	27	Mat - Entrance Ribbed	119
Flat Sling - 2000kg - Green	84	Handtruck - Ruxxac-Cart	28	Mat - Ergo Tred - Anti Fatigue	119
Flat Sling - 3000kg - Yellow	85	Handtruck - Solicitors	28	Mat - Modular Safety - Comfort Link	119
Flat Sling - 4000kg - Grey	85	Handtruck - Super Mover - Industrial Trolley	27	Mat - Modular Safety - Grid	119
Flat Sling - 5000kg - Red	85	Hazardous Waste Recovery Capsule	140	Mat - Modular Safety - Solid Top Antifatigue	119
Flat Sling - 6000kg - Brown	85	Heavy Duty Skate Wheel	125	Mat - Soft Foot	119
Flat Sling - 8000kg - Blue	85	Heavy Duty Steel Roller	125	Mat - Wet Area Safety - Safety Cushion	120
Flat Sling - 10000kg - Orange	85	High Chair - Microban Anti-Bacteria	152	Mat - Wet Area Safety - Supa Gripper	120
Floor Lock	44	High & Low Temperature Castor	41	Mat - Wet Area Safety - Tube Tread	120
Fork Lift Attachment - Bin Compactor	131	Hoist - G-Force™	82	Mat - Wondersorb	120
Forklift Attachment - Container Ramp	77	Hoist - Porta Hoist	88	Megabench 1200mm Long Options	116
Forklift Attachment - Drum Lifter	71	Hoist - Rope Electric	88	Megabench 1800mm Long Options	116
Forklift Attachment - Drum Lifter - BGN	71	Hydraulic Lifter - Furniture Mover	66	Megabench Drawer Options	116
Forklift Attachment - Drum Lifter - DL1000	71	Industrial Aluminium Slimline Platform Ladder - 120KG - INDALLEX	98	Milk Crate - Stacking	52
Forklift Attachment - Drum Lifter - DLM50	71	Industrial Aluminium Slimline Platform Ladder - 150KG - INDALLEX	98	M Series Extreme Temperature Castors	41
Forklift Attachment - Drum Rotator - DBR	71	Jerrycan - Fuel Safe™	58	Order Picker - Stockmaster Mobile LiftTruk	91
Forklift Attachment - Drum Rotator - DER40	72	Jerry Can - Water - 20 Litre	58	Order Picker - Temporary Work Platform	97
Forklift Attachment - Drum Rotator - DRU50	71	J Series Extreme Temperature Castors	41	Order Picking Ladders - Monstar Ladder - 150KG	93
Forklift Attachment - Drum Rotator Hydraulic	72	Ladder - Deluxe Order Picker - Walk Thru	97	O Series Extreme Temperature Castors	42
Forklift Attachment - Drum Rotator Hydraulic	72	Ladder - Stockmaster Mezzalad	92	Pallet - Enviropal	55
Forklift Attachment - Drum Rotator SW-NH	72	Lid & Dolly Options For Series 2000 Bins	47	Pallet - Export - Flat Top	55
Forklift Attachment - Fork Extension Slippers	78	Lifter - Electric Transporter - TS MES150	64	Pallet - Polyethylene - Eco Pallet	56
Forklift Attachment - Fork Spreader	77	Lifter - Hyloader Minilift	63	Pallet - Polyethylene - Heavy Duty	56
Forklift Attachment - Forward Bin Tipper	78	Lifter - Hyloader Multilift	64	Pallet - Polyethylene - Vipallet	56
Forklift Attachment - Jib - Fixed 2500kg	76	Lifter - Mini Aluminium Hand Stacker	63	Pallet Positioner - 2000kg - Closed Top	69
Forklift Attachment - Jib - Fixed 4750kg	76	Lifter - ML1 Series	63	Pallet Positioner - 2000kg - Galvanised	69
Forklift Attachment - Jib - Hook Point	76	Lifter - Platform Stacker	63	Pallet Positioner - 2000kg - Turntable Top	69
Forklift Attachment - Jib - Telescopic - 3.5T	77			Pallet Positioner - Ez Loader	68
				Pallet Positioners - Palift	68

Content...

Sales & Service 1300 774 872

Pallet Racking	114	Shelving - Chrome Wire And Storage Systems	112	Spill Pallet - Bunded - 2 Drum	141
Pallet Truck - Pallet Jack - Braked - Standard	62	Shelving - Commercial Systems	113	Spill Pallet - Bunded - 4 Drum	141
Pallet Truck - Pallet Jack - Galvanised	62	Shelving - Mobile	113	Spill Pallet - Hardcover 2 Drum	143
Pallet Truck - Pallet Jack - Low Boy	62	Shelving - Post Style With Wire Grid	112	Spill Pallet - Ramp	145
Pallet Truck - Pallet Jack - Narrow/Standard	62	Shovel - Food Grade - Hand	153	Spoon - Food Grade Storage	153
Pallet Truck - Pallet Jack - Scales - Standard	62	Shovel - Food Grade - One Piece	153	Step Ladder - Double Sided - 150KG - Bailey	97
Pallet Truck - Pallet Jack - Stainless Steel	62	Skate - Load Skates	32	StepLadder - Job Station - Aluminium	96
Pallet Truck - Pallet Jack - Stubbie - Narrow	62	Skate - Load Skates 3 Tonne	32	StepLadder - Job Station - Fibreglass	96
Pallet Truck - Pallet Jack - Super Long	62	Skate - Load Skates 4 Tonne	32	Step Ladder - Multi-purpose	97
Pallet Turntable - Palring	69	Skate - Roller Load Skates	32	Step Ladder - Safety Gate - Bailey	98
Plastic Chain - 100% Recyclable	148	Skid Lifter - 1000kg Electric	63	Step Stool - Jumbo - Mobile - 180KG	100
Plate Lifting Clamps - Vertical	83	Skid Lifter - Manual	63	Step Stool - Mobile - 180KG	100
Platform Ladder - Aluminium - Single Sided - 120KG - Bailey	98	Spacecase® Storage Containers	106	Step Stool - Monstar Step - 180KG	101
Platform Ladders - Monstar Ladder - 150KG	94	Spare Parts	43	Step Stool - 'Step Safe' - 200KG	100
Platform Lifting Trolley	64	Spatulas / Scrapers / Paddles - Food Grade	154	Step Stool - 'STEP UP' - 180KG	100
Portable Bund - 1000 litre	142	Spill Barrier - Flexible	140	Step Way - Stockmaster Mobile Step-Thru	91
Powered Truck - Powered Trolley Cart	29	Spill Bin - Type DCDL4 - Galvanised	143	Stockmaster Auto-Gate	92
Pro Series Industrial Fibreglass Platform Ladder - 150KG - INDALEX	99	Spill Bin - Type SLC - Galvanised	143	Stockmaster Mezzalift	92
Raised Storage	114	Spill Bin - Type SL - Galvanised	142	Stockmaster Rota-Gate	92
Ratchet Tie Down - Load Restraint	67	Spill Containment - Racking Bund	140	Storage Bin Hanging Strip	109
Replacement Strap	67	Spill Containment Unit - IBC Dispensing Well	143	Storage Bins - EasyFit - Stainless - Chrome	107
Retractable Tape Barrier - 9m	147	Spill Containment Unit - IBC Double	142	Storage Bins - Economy	107
Round Sling	86	Spill Containment Unit - IBC Funnel	143	Storage Bins - Shelf / Hang / Stack	107
Round Sling - 1000kg - Violet	86	Spill Containment Unit - IBC Single	142	Storage Bins - Shelf / Hang / Stack - Mesh Base	109
Round Sling - 2000kg - Green	86	Spill Containment Unit - Tilter	142	Storage Bins - Utility	107
Round Sling - 3000kg - Yellow	86	Spill Decking - 2 Drum	140	Storage Box - Clear Plastic - Large	105
Round Sling - 4000kg - Grey	86	Spill Decking - 4 Drum	140	Storage Box - Clear Plastic - Medium	105
Round Sling - 5000kg - Red	86	Spill Decking - In Line - 4 Drum	141	Storage Box - Clear Plastic - Small	105
Round Sling - 6000kg - Brown	87	Spill Decking Ramp	141	Storage Case - Ezi-Pak	104
Round Sling - 8000kg - Blue	87	Spill-Guard	140	Storage Case - Ezi-Pak Storage Module	104
Round Sling - 10000kg - Orange	87	Spill Kit - Battery - 10 Litre	137	Storage Case - Parts-Pak	105
Safety - Barrier	147	Spill Kit - Biohazard	139	Storage Case - Rola-Case	104
Safety Pole	150	Spill Kit - Cytotoxic Body Fluid - 1.5 Litre	139	Storage Case - Rola-Case Drawer Options	104
Safety Sign - "A" Frame	150	Spill Kit - General Purpose	138	Storage Drawers Organiser	108
Safety Tape	149	Spill Kit - General Purpose - 32 Litre	138	Storage Drawers - Stor-Pak 63	108
Scissor Lift Table - Electric Lift - TS HIW4	60	Spill Kit - General Purpose - 100 Litre	138	Storage Drawers - Visi-Pak	108
Scissor Lift Table - Electric Lift - TS HTFG	60	Spill Kit - General Purpose - 270 Litre	138	Tool Box - Utility	105
Scissor Lift Trolley - Electric - TS ETF50	61	Spill Kit - Hazchem	137	Toolbox With Cantilever	105
Scissor Lift Trolley - Electric - TS ETFD35	61	Spill Kit - Hazchem - 20 Litre	137	Toolbox With Drawers & Lift Out Tray	105
Scissor Lift Trolley - Powerlift DC250	60	Spill Kit - Hazchem - 50 Litre	137	Toolbox With Lift Out Tray	105
Scissor Lift Trolley - Powerlift DCD100	60	Spill Kit - Hazchem - 120 Litre	137	Traffic Barricade Light	148
Scissor Lift Trolley - Stainless Steel - TS TF50S	61	Spill Kit - Hazchem - 205 Litre	137	Traffic Barrier Mesh	148
Scissor Lift Trolley - Stainless Steel - TS TFD15S	61	Spill Kit - Hazchem - 400 Litre	137	Traffic Cone	147
Scissor Lift Trolley - Stainless Steel - TS TFD35S	61	Spill Kit - Hazchem - 660 Litre	137	Traffic Cone - Collapsible Orange Cone	147
Scissor Lift Trolley - TS TF15	60	Spill Kit - Laboratory Response - 12 Litre	139	Traffic Cone - Reflective Orange	147
Scissor Lift Trolley - TS TF30 & TS TF50	60	Spill Kit - Marine - 190 Litre	138	Traffic Sign - Stop - Slow	148
Scissor Lift Trolley - TS TF75	60	Spill Kit - Mercury Absorbent	139	Traffic Wand - LED Technology	148
Scissor Lift Trolley - TS TF200	61	Spill Kit - Oil & Fuel	138	Tray - Commercial	52
Scissor Lift Trolley - TS TFD35	61	Spill Kit - Oil/Fuel - 20 Litre	139	Trolley - 2 Deck Stainless Steel - Traymobile	12
Scissor Lift Trolley - TS TFD70	61	Spill Kit - Oil/Fuel - 50 Litre	139	Trolley - Big Bin Push Handle - Reflex	25
Scissor Lift Trolley - TS TG50 & TS TG100	60	Spill Kit - Oil/Fuel - 120 Litre	139	Trolley - Big Bin Reflex	24
Scoops - Food Grade	153	Spill Kit - Oil/Fuel - 400 Litre	138	Trolley - Big Bin Reflex	25
Sharps Clean Up Kit	139	Spill Kit - Oil/Fuel - 770 Litre	138	Trolley - Binmate - Buggy	16
Shelving - Angle Keyhole Post	111	Spill Pallet - 3 Drum - Inline	141	Trolley - Binmate - STABIN	16
		Spill Pallet - 4 Drum - Roll Top Cover	143	Trolley - Binmate - Twin Bin - Push Handle	15
		Spill Pallet - Bunded - 1 Drum	141	Trolley - Binmate - Twin Bin - Standard	15

Content...

Sales & Service 1300 774 872

Trolley - Binmate - Twin Bin - Writing/Console Top	15	Trolley-Platform Megamate-Steel Deck Model B	20	Vacuum Lifting - Vacueasylift	80
Trolley - Binmate - Twin Bin - Writing/Pencil Top	15	Trolley-Platform Megamate-Steel Deck Model C	20	Waste Bin - Lid to suit Bin	127
Trolley - Binmate - Two Tier - Push Handle	14	Trolley - Platform Megamate - Tube Deck - Braked	21	Waste Bin Mobile - Gho Kart	128
Trolley - Binmate - Two Tier - Standard	14	Trolley-Platform Megamate-Tube Deck Model B	20	Waste Bin Mover	66
Trolley - Binmate - Two Tier - Writing/Console Top	15	Trolley-Platform Megamate-Tube Deck Model C	20	Waste Bin - Single Dolly	127
Trolley - Binmate - Two Tier - Writing/Pencil Top	15	Trolley - Platform Parcelmate	17	Waste Bin - Slim Container	127
Trolley - Binmate - Type 'A' - Push Handle	14	Trolley - Platform Series 5 - Reflex Model B	19	Waste Bin - Swing Top Tidy	127
Trolley - Binmate Type 'A' - Standard	14	Trolley - Platform Series 5 - Reflex Model C	19	Waste Bin - Waste Paper Recycling Bin	127
Trolley - Binmate - Type 'A' - Writing/Console Top	14	Trolley - Reflex Compact	8	Waste Container - Large Mobile	128
Trolley - Binmate - Type 'A' - Writing/Pencil Top	14	Trolley - Reflex Light Model 'E' - 2 Deck	5	Wheel - Grey rubber	42
Trolley - Bitbar 2 Flat Shelf Utility Cart	10	Trolley - Reflex Light Model 'F' - 3 Deck	6	Wheelie Bin - Cabri Tops	128
Trolley - Bitbar 2 Shelf Utility Cart	9	Trolley - Reflex Light Model 'G' - 4 Deck	7	Wheelie Bins	128
Trolley - Bitbar 2 Shelf Utility Cart	9	Trolley - Reflex Light Model 'H' - 5 Deck	7	Wheelie Bin Tipper - FWB24 Bin Tipper	130
Trolley - Bitbar 3 Flat Shelf Utility Cart	10	Trolley - Reflex Light Model 'L' - 2 Deck	5	Wheelie Bin Tipper - FWC66 Forward Bin Tipper	130
Trolley - Bitbar 3 Shelf Utility Cart	10	Trolley - Reflex Light Model 'M' - 3 Deck	6	Wheelie Bin Tipper - FWE24 Bin Tipper	131
Trolley - Bitbar 3 Shelf Utility Cart	10	Trolley - Reflex Medium Model 'E' - 2 Deck	5	Wheelie Bin With Pedal Operated Lid Lifter	128
Trolley - Clax Folding Cart	16	Trolley - Reflex Medium Model 'F' - 3 Deck	6	Wheel - Semi Pneumatic	42
Trolley - Garment and Luggage	13	Trolley - Reflex Medium Model 'G' - 4 Deck	7	Wheel - Soft Wheels	42
Trolley - Garment Rail	13	Trolley - Reflex Medium Model 'H' - 5 Deck	7	Wheels - Plastic Centred	43
Trolley - Goods Trolley	17	Trolley - Reflex Medium Model 'L' - 2 Deck	5	Wheels - Pneumatic 40 -200kg	43
Trolley - Gyprock - Reflex	21	Trolley - Reflex Medium Model 'M' - 3 Deck	6	Wheels - Puncture Proof	43
Trolley - HD Plastic Gastronorm Trolley	153	Trolley - Stainless Steel - Dressing - 1 Drawer	10	Wheels - Steel Centred	43
Trolley - Hi5 2 Shelf Utility Cart	8	Trolley - Stainless Steel - Dressing - 2 Drawer	10	Workbench - Megabench 1200 Long Basic Units	116
Trolley - Hi5 2 Shelf Utility Cart	8	Trolley - Stainless Steel - Dressing - 3 Drawer	11	Workbench - Megabench 1800 Long Basic Units	116
Trolley - Hi5 3 Shelf Utility Cart	9	Trolley - Stainless Steel - Instrument	11	Workbench - Megabench 2400 Long Basic Units	116
Trolley - Hi5 3 Shelf Utility Cart	9	Trolley - Stainless Steel - Instrument	11	Workbench - Megabench Basic Models	116
Trolley - Hi5 3 Shelf Utility Cart with 3 Panels	9	Trolley - Stainless Steel - Instrument - 2 Drawer	11	Workbench Options For Megabench	116
Trolley - Hi5 4 Shelf Utility Cart	9	Trolley - Stainless Steel - Instrument - Rails	11	Work Platform - Stockmaster Mobile Navigator	90
Trolley - Housekeeping Cart	23	Trolley - Stainless Steel - Instrument - Rails	11	Work Platform - Stockmaster Mobile Tracker	90
Trolley - Housekeeping Cart	23	Trolley - Stainless Steel - Multi-purpose	12	Workstand - Stainless Steel	117
Trolley - Housekeeping Cart	23	Trolley - Stainless Steel - Multi-purpose	12	Workstand - Steel	117
Trolley - Janitor / Cleaning Cart	23	Trolley - Stainless Steel - Resuscitation	12		
Trolley - Janitor / Cleaning Cart	154	Trolley - Stainless Steel - Traymobile	12		
Trolley - Ladder Type - Folding	17	Trolley - Steel Full Mesh - Vinyl Top - Platform	18		
Trolley - Ladder Type - Folding	17	Trolley - U-Boat Trolley	22		
Trolley - Laundry & Waste Cart	23	Trolley - Utility 3 Deck - Enclosed 3 Sides	8		
Trolley - Linen - Polyethylene	13	Trolley - Utility 3 Deck - Lockable Doors	8		
Trolley - Linen - Reflex	13	Trolley - Utility 3 Deck - Open Sided	8		
Trolley - Linen Skip - Stainless Steel - Double	31	Trolley-Vinyl Top-2 Deck-Steel Double Handle	18		
Trolley - Linen Skip - Stainless Steel - Single	31	Trolley-Vinyl Top-3 Deck-Steel Double Handle	18		
Trolley - Linen Skip - Stainless Steel - Triple	31	Trolley-Vinyl Top-Platform-Steel Single Handle	18		
Trolley - Linen - Soiled Linen Bag	32	Trolley-Vinyl Top-Platform-Steel Single Handle	18		
Trolley - Linen Trolley	23	Trolley - X Cart	16		
Trolley - Mesh - Vinyl Top - 2 Deck	18	TS BH01151 - Safety Harness	102		
Trolley - OEASY - A Frame Panel Trolley	22	TS TSWPF - Collapsible/Folding Work Platform	102		
Trolley - OEASY - Panel Platform Trolley	21	TS TSWP - Work Platform	102		
Trolley - OEASY - Platform Trolley	22	T Top Bollard - Reflective Orange	147		
Trolley - OEASY - Platform Trolley	22	Tub - Oval - 54 Litre	52		
Trolley - OEASY - Platform Trolley	22	Tug Compact	67		
Trolley - OEASY - Sheet & Panel Trolley	22	Tug Evo	67		
Trolley - Platform Megamate - High Sides	21	Tug Tough	67		
Trolley - Platform Megamate - Junior	17	Utensil Hooks/Holders/Brackets - Food Grade	153		
Trolley-Platform Megamate-Mesh Deck Model B	21	Vacuum Lifting Of Cartons	80		
Trolley - Platform Megamate - Mesh Sides	21	Vacuum Lifting Rolls, Drums & Pails	80		
Trolley-Platform Megamate-Poly Deck Model B	20	Vacuum Lifting Sacks & Bags	80		
Trolley-Platform Megamate-Poly Deck Model C	20	Vacuum Lifting Sheet Materials	80		



Please Photocopy for Future Use

Your Order Number: _____ Date: _____

Total (inc GST)

REFLEX EQUIP since 1972
Industry knowledge with advice you can trust



Industry knowledge ... with advice you can trust

APPLICATION FOR CREDIT

 Reflex Pty Ltd
 54 Elizabeth St Wetherill Park NSW 2164 PO Box: 6464 Wetherill Park BC, NSW 2164
 PH: (02) 87068800 Fax: (02) 9725 5257 Email: accounts@reflexequip.com.au

Your Company Details

Please Photocopy for Future Use

Actual Trading Name: _____

ABN Number: _____ ACN Number: _____ Years Trading: _____

If a Subsidiary company please indicate Parent Company: _____

If a "Division of" or "Associated with" please indicate Company Name: _____

Please indicate Company responsible for making payment: _____

Registered Office Address: _____ Suburb: _____ State: _____ Postcode: _____

Site/Trading Address: _____ Suburb: _____ State: _____ Postcode: _____

Mailing Address: _____ Suburb: _____ State: _____ Postcode: _____

Contact Details

Position	Name	Phone	Fax	Email
Accounts Payable				
Purchasing Manager/Officer				

Details of Directors, Partners, Proprietors

Name	Status	Date of Birth	Residential Address

TRADE REFERENCES Failure to supply correct Referee information may result in your application approval being delayed.

Company Name	Contact	Telephone Number	Approx Trading With Period

Financial Details

Estimated Monthly Purchases	Bank Name	Suburb	Phone

Additional Information

Would you like to subscribe to Reflex Equip's mailing list to keep informed of latest products and special offers? ☐ YES ☐ NO

If "Yes", to who's Name and/or Department should we address the mail? _____

If desired we can arrange for a Representative to see you on a regular basis. ☐ YES ☐ NO. If "Yes", ☐ Monthly ☐ Quarterly ☐ Biannually ☐ Annually

Terms & Conditions

Terms & Conditions Of Sale Attached - Please Advise If Not Received Or Unclear

On behalf of the above company, I declare that I have read the Reflex Terms & Conditions of Sale and agree to abide with these conditions.

Authorised Applicant's Name (Please print)		Authorised Applicant's Position	
Authorised Applicant's Signature		Applicant's Date	

Office Use Only

Approved By (Please Print)	Approved By Signature	Approved Date	Credit Limit & Comments

REFLEX EQUIP

since 1972

Industry knowledge ... with advice you can trust



Australia Wide Shipping

1300 774 872

Trading Time: 8.00am - 5.00pm Monday to Friday AEST



ONLINE ORDERS

www.reflexequip.com.au

EMAIL ORDERS

sales@reflexequip.com.au

REFLEX EQUIP

since 1972

Industry knowledge ... with advice you can trust

How to Order & Contact Us



ONLINE

www.reflexequip.com.au

24 hours

7 days a week



FREE PHONE

1300 774 872

8.00am - 5.00pm

Monday to Friday AEST



REPRESENTATIVE

Sales Representative Service

8.00am - 5.00pm

Monday to Friday AEST



EMAIL

sales@reflexequip.com.au

24 hours

7 days a week



VISIT IN PERSON

Reflex Equip

Wetherill Park & Gosford

Melbourne



FREIGHT

Freight Delivery

Australia - Wide Shipping

Available

Our Location

Wetherill Park NSW (Head Office)

National Distribution Centre

54 Elizabeth St Wetherill Park NSW 2164

T: (02) 8706 8800

E: sydney@reflexequip.com.au

West Gosford NSW

Showroom & Distribution Centre

2 Carnarvon Road West Gosford NSW 2250

T: (02) 4324 3455

E: gosford@reflexequip.com.au

www.reflexequip.com.au

 **1300 774 872** Australia Wide